

Vacuum decay constraints on the Higgs curvature coupling from inflation

Andreas Mantziris

with A. Rajantie and T. Markkanen (arxiv:2011.03763)

Imperial College London

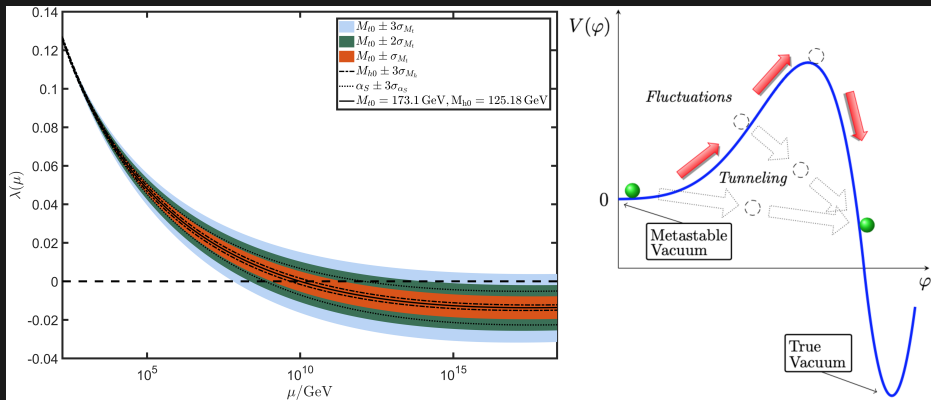
5th *ComHEP: Colombian Meeting on High Energy Physics*

3 December 2020

Introduction

Experimental values of SM particle masses m_h, m_t indicate that:

- SM may be valid up to μ_{QG} ; early Universe consistent minimal model.
- currently in metastable EW vacuum \rightarrow constrain fundamental physics.



Introduction

- Decay expands at c with singularity within \rightarrow true vacuum bubbles:

$$d\langle\mathcal{N}\rangle = \Gamma d\mathcal{V} \Rightarrow \langle\mathcal{N}\rangle = \int_{\text{past}} d^4x \sqrt{-g} \Gamma(x).$$

- Low decay rate Γ today, but higher rates in the early Universe.
- Universe still in metastable vacuum \rightarrow no bubbles in past light-cone:

$$P(\mathcal{N} = 0) \propto e^{-\langle\mathcal{N}\rangle} \sim \mathcal{O}(1) \Rightarrow \langle\mathcal{N}\rangle \lesssim 1.$$

Vacuum bubbles expectation value (during inflation)

$$\langle\mathcal{N}\rangle = \frac{4\pi}{3} \int_0^{N_{\text{start}}} dN \left(\frac{a_{\text{inf}} (\eta_0 - \eta(N))}{e^N} \right)^3 \frac{\Gamma(N)}{H(N)} \leq 1$$

Introduction

Aims

- study EW vacuum decay during inflation.
- provide a (stronger) constraint on the Higgs-curvature coupling ξ .

Improvements/differences to previous approaches

- RGI Higgs V_{eff} , 3-loop running, pole-matching, 1-loop curvature.
- Latest SM data (PARTICLE DATA GROUP 2020).
- Inflationary models with time-dependent H , instead of dS.

Fumagalli *et al* '19, Markkanen *et al* '18, Markkanen - Rajantie - Stopyra '18, Espinosa '18, Rajantie - Stopyra '17, East *et al* '17, Czerwińska *et al* '16, Espinosa *et al* '15, Hook *et al* '15, Kamada '15, Kearney *et al* '15, Czerwińska *et al* '15, Herranen *et al* '14, Fairbairn - Hogan '14, Enqvist *et al* '14, Bhattacharya *et al* '14, Lebedev - Westphal '13, Kobakhidze - Spencer-Smith '13, ...

Tree-level curvature corrections

- Classical solutions to the tunneling process from false to true vacuum.
- High H 's during inflation, CdL \rightarrow HM instanton with action difference

$$B_{\text{HM}}(R) \approx \frac{384\pi^2 \Delta V_{\text{H}}}{R^2},$$

where $\Delta V_{\text{H}} = V_{\text{H}}(h_{\text{bar}}) - V_{\text{H}}(h_{\text{fv}})$: barrier height \rightarrow decay rate

$$\Gamma_{\text{HM}}(R) \approx \left(\frac{R}{12}\right)^2 e^{-B_{\text{HM}}(R)}.$$

- Curvature effects enter at tree level via non-minimal coupling ξ :

$$V_{\text{H}}(h, \mu, R) = \frac{\xi}{2} R h^2 + \frac{\lambda(\mu)}{4} h^4.$$

One-loop curvature corrections

- Minkowski terms to 3-loops, curvature corrections in dS at 1-loop:

$$V_{\text{H}}(h, \mu, R) = \frac{\xi(\mu)}{2} R h^2 + \frac{\lambda(\mu)}{4} h^4 + \frac{\alpha(\mu)}{144} R^2 + \Delta V_{\text{loops}}(h, \mu, R),$$

where the loop contribution can be parametrized as

$$\Delta V_{\text{loops}} = \frac{1}{64\pi^2} \sum_{i=1}^{31} \left\{ n_i \mathcal{M}_i^4 \left[\log \left(\frac{|\mathcal{M}_i^2|}{\mu^2} \right) - d_i \right] + \frac{n'_i R^2}{144} \log \left(\frac{|\mathcal{M}_i^2|}{\mu^2} \right) \right\}$$

- Eliminate μ -dependence by RGI such that $\mu = \mu_*(h, R)$ and

$$\Delta V_{\text{loops}}(h, \mu_*, R) = 0.$$

Markkanen *et al*, "The 1-loop effective potential for the Standard Model in curved spacetime", 2018.

One-loop curvature corrections

RGI effective Higgs potential

$$V_{\text{H}}^{\text{RGI}}(h, R) = \frac{\xi(\mu_*(h, R))}{2} R h^2 + \frac{\lambda(\mu_*(h, R))}{4} h^4 + \frac{\alpha(\mu_*(h, R))}{144} R^2$$

Calculate barrier height for Γ : entire SM particle spectrum, running of couplings $\lambda, y_t, g', g, \xi, \alpha$ (β -functions, pole-matching)*.

* via numerical code by Fedor Bezrukov (<http://www.inr.ac.ru/~fedor/SM/>).

Inflationary Models

- *Quadratic inflation*, where $m = 1.4 \times 10^{13}$ GeV, with

$$V(\phi) = \frac{1}{2}m^2\phi^2.$$

- *Quartic inflation*, where $\lambda = 1.4 \times 10^{-13}$, with

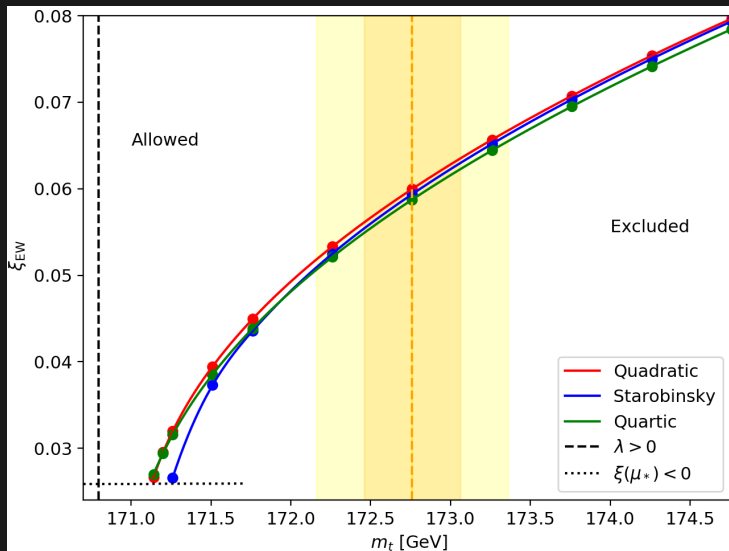
$$V(\phi) = \frac{1}{4}\lambda\phi^4.$$

- *Starobinsky inflation* (Starobinsky-like power-law model), where $\alpha = 1.1 \times 10^{-5}$, with

$$V(\phi) = \frac{3}{4}\alpha^2 M_P^4 \left(1 - e^{-\sqrt{\frac{2}{3}}\frac{\phi}{M_P}}\right)^2.$$

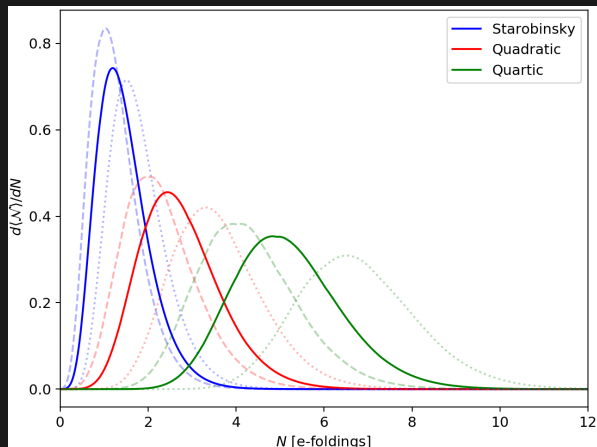
Quadratic and quartic models are simple but not realistic; Starobinsky inflation complies with data and can link different inflationary models.

Results: Bounds on ξ



Results: Bubble nucleation time

- If bubble production at the end $N < 1$, our bounds may not be reliable because B_{HM} is calculated in dS.
- If bubble formation at $N \gg 60$, our bounds would depend significantly on the the early stages of inflation.



Results: Significance of the total duration of inflation

- We study early time behavior by splitting the $\langle \mathcal{N} \rangle$ -integral

$$\langle \mathcal{N} \rangle(N_{\text{start}}) = \langle \mathcal{N} \rangle(60) + \int_{60}^{N_{\text{start}}} \frac{d\mathcal{V}}{dN} \Gamma(N) dN ,$$

where we set $\langle \mathcal{N} \rangle(60) = 1$ and slow roll applies to the 2nd term.

- $B_{\text{HM}} \approx \text{constant}$ at early times, so that

$$\langle \mathcal{N} \rangle(N_{\text{start}}) \approx 1 + \frac{4\pi e^{-B_{\text{HM}}}}{3} N_{\text{start}} .$$

- Contributing if $N_{\text{start}} \gtrsim e^{B_{\text{HM}}} \sim 10^{60} \gg 60$ e -folds but not infinite.

Conclusions

Consistent inclusion of 1-loop curvature corrections beyond dS \rightarrow most accurate constraints to date:

ξ -bounds for $m_t \pm 2\sigma$ in each model (numerical errors $< 1\%$)

$$\text{Quadratic : } \xi_{\text{EW}} \geq 0.060_{-0.008}^{+0.007},$$

$$\text{Quartic : } \xi_{\text{EW}} \geq 0.059_{-0.008}^{+0.007},$$

$$\text{Starobinsky : } \xi_{\text{EW}} \geq 0.059_{-0.009}^{+0.007},$$

with the minimal assumption that inflation lasts $N = 60$ e -foldings.

that are $V(\phi)$ -independent, N_{start} -independent and m_t -dependent.

Additional slides

Additional slides - Overview of computation

- 1 Calculate ΔV_H and plug it in Γ .
- 2 Choose inflationary model by specifying $V(\phi)$ for the inflaton.
- 3 Complete calculation of $\langle \mathcal{N} \rangle$ imposing the condition $\langle \mathcal{N} \rangle \leq 1$.
- 4 Result: constraint on $\xi \geq \xi_{\langle \mathcal{N} \rangle=1}$.

Additional slides - Large Higgs field approximation

- At high field values $h \gg 10^{10}$ GeV, a reasonable approximation for the Higgs potential is having constant ξ and constant $\lambda < 0$:

$$V_{\text{H}}(h, R) = \frac{1}{2}\xi R h^2 - \frac{1}{4}|\lambda|h^4.$$

- At the top of the barrier, $\left. \frac{dV_{\text{H}}}{dh} \right|_{h=h_{\text{bar}}} = 0$, we have

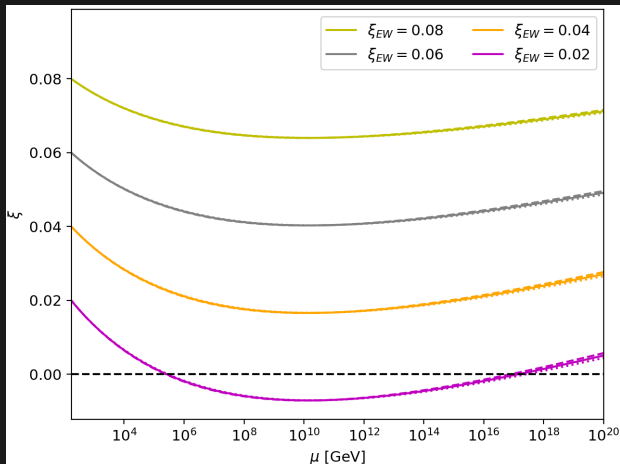
$$h_{\text{bar}}^2 = \frac{12\xi H^2}{|\lambda|}; \quad V_{\text{H}}(h_{\text{bar}}, R) = \frac{\xi^2 R^2}{4|\lambda|}.$$

- HM action approximately constant and independent of background:

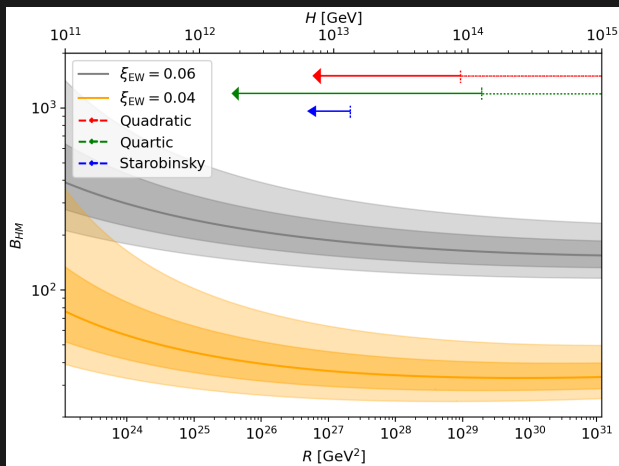
$$B_{\text{HM}} = \frac{96\pi^2 \xi^2}{|\lambda|}.$$

Additional slides - Beta function of non-minimal coupling

$$16\pi^2\beta_\xi = 16\pi^2\frac{d\xi}{d\ln\mu} = \left(\xi - \frac{1}{6}\right) \left(12\lambda + 6y_t^2 - \frac{3}{2}g'^2 - \frac{9}{2}g^2\right)$$



Additional slides - Curvature effects on the bounce action



Shaded areas: 1σ , 2σ deviation from the central m_t ; a heavier top quark decreases the value of B_{HM} and vice versa.

Solid red, blue and green arrows: last 60 e -foldings in quadratic, Starobinsky and quartic inflation.

Additional slides - Numerical solution

- General single-field (ϕ) inflationary model: space-time geometry determined by the Friedmann eq. and the field's EoM in FRW:

$$H^2 = \frac{1}{3M_P^2} \left(\frac{1}{2} \dot{\phi}^2 + V(\phi) \right),$$
$$\ddot{\phi} = -3H\dot{\phi} - V'(\phi).$$

- In terms of e -foldings N and the inflaton field ϕ :

$$H^2 = \left(\frac{\dot{a}}{a} \right)^2 = \frac{V(\phi)}{3M_P^2} \left[1 - \frac{1}{6M_P^2} \left(\frac{d\phi}{dN} \right)^2 \right]^{-1},$$
$$R = 6 \left(\frac{\dot{a}^2}{a^2} + \frac{\ddot{a}}{a} \right) = 12H^2 \left[1 - \frac{1}{4M_P^2} \left(\frac{d\phi}{dN} \right)^2 \right].$$

Additional slides - Numerical solution

Solve the system of coupled differential equations

$$\frac{d^2\phi}{dN^2} = \frac{V(\phi)^2}{M_P^2 H^2} \left(\frac{d\phi}{dN} - M_P^2 \frac{V'(\phi)}{V(\phi)} \right),$$

$$\frac{d\tilde{\eta}}{dN} = -\tilde{\eta}(N) - \frac{1}{a_{\text{inf}} H(N)},$$

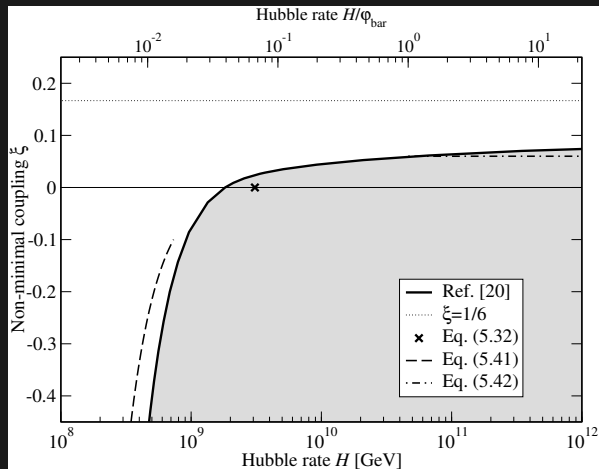
$$\frac{d\langle \mathcal{N} \rangle}{dN} = \gamma(N) = \frac{4\pi}{3} \left[a_{\text{inf}} \left(\frac{3.21 e^{-N}}{a_0 H_0} - \tilde{\eta}(N) \right) \right]^3 \frac{\Gamma(N)}{H(N)},$$

where $\tilde{\eta} = e^{-N} \eta$, η : conformal time and we set the end of inflation at

$$\left. \frac{\ddot{a}}{a} \right|_{\phi=\phi_{\text{inf}}} = H^2 \left[1 - \frac{1}{2M_P^2} \left(\frac{d\phi}{dN} \right)^2 \right] \Big|_{\phi=\phi_{\text{inf}}} = 0.$$

Additional slides - Results: Comparison with past bounds

- Constraints in general agreement with previous studies (Herranen *et al*, 2014) and (Markkanen *et al*, 2018).



Additional slides - Results: Bubble nucleation time

- Clear localised peak in all cases \rightarrow definite, fairly well-defined time during inflation, when vacuum decay is most likely.
- Geometric factor decreases exponentially, dynamical factor $\Gamma(N)$ increases not exponentially \rightarrow their product $\gamma(N)$ has a maximum.

