

Future directions on τ physics with Belle II

The 16th International Workshop on Tau Lepton Physics
Bloomington, Indiana University
27 September - 1 October 2021



Ami Rostomyan
(on behalf of the Belle II collaboration)

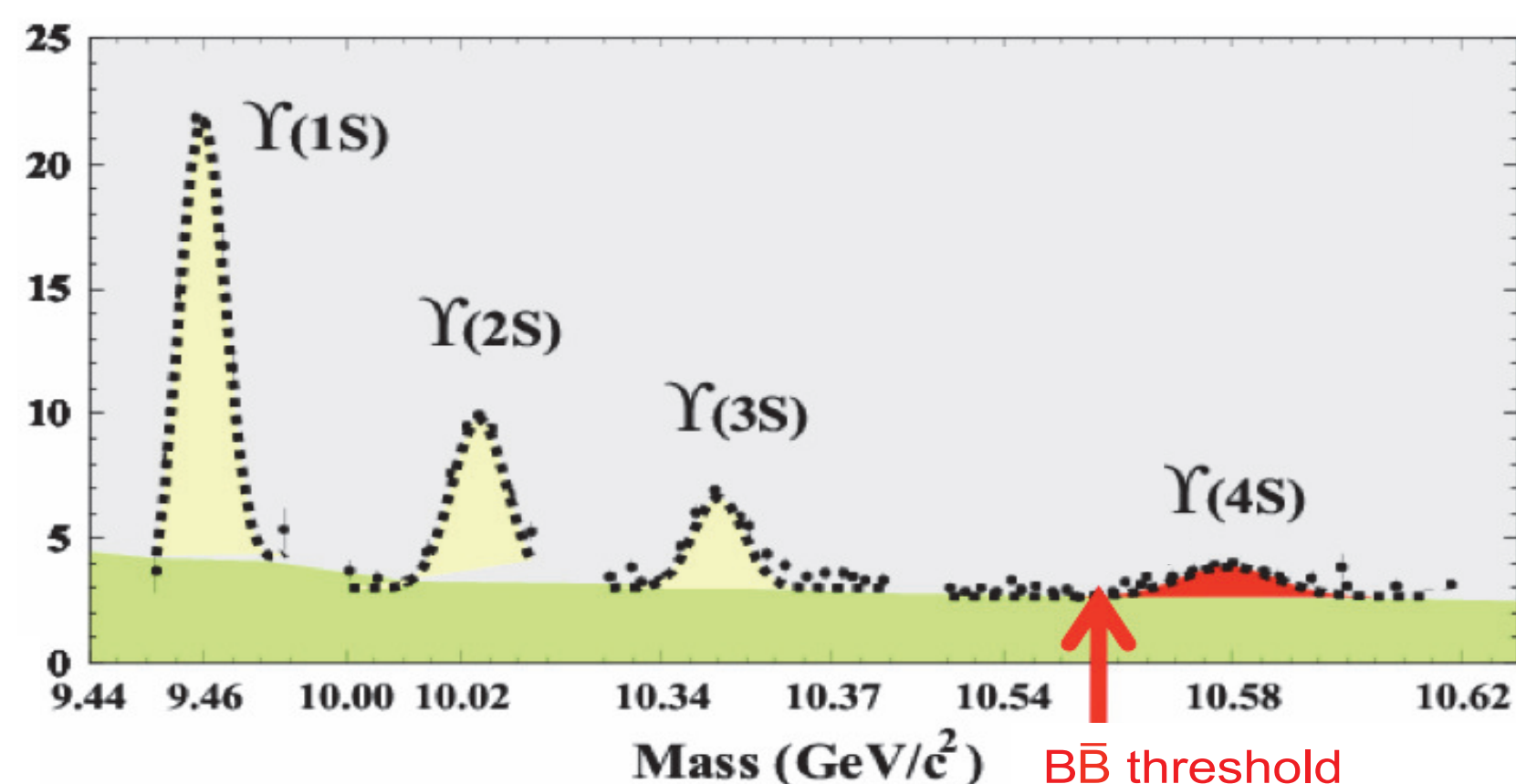
τ physics program @ B factories

Historically B-factories provided a variety of very interesting results in the last two decades.

B-factories: Belle@KEKB and BaBar@PEP-II

→ Collision energy at $Y(nS)$

→ $BR(Y(4S) \rightarrow B\bar{B}) > 96\%$



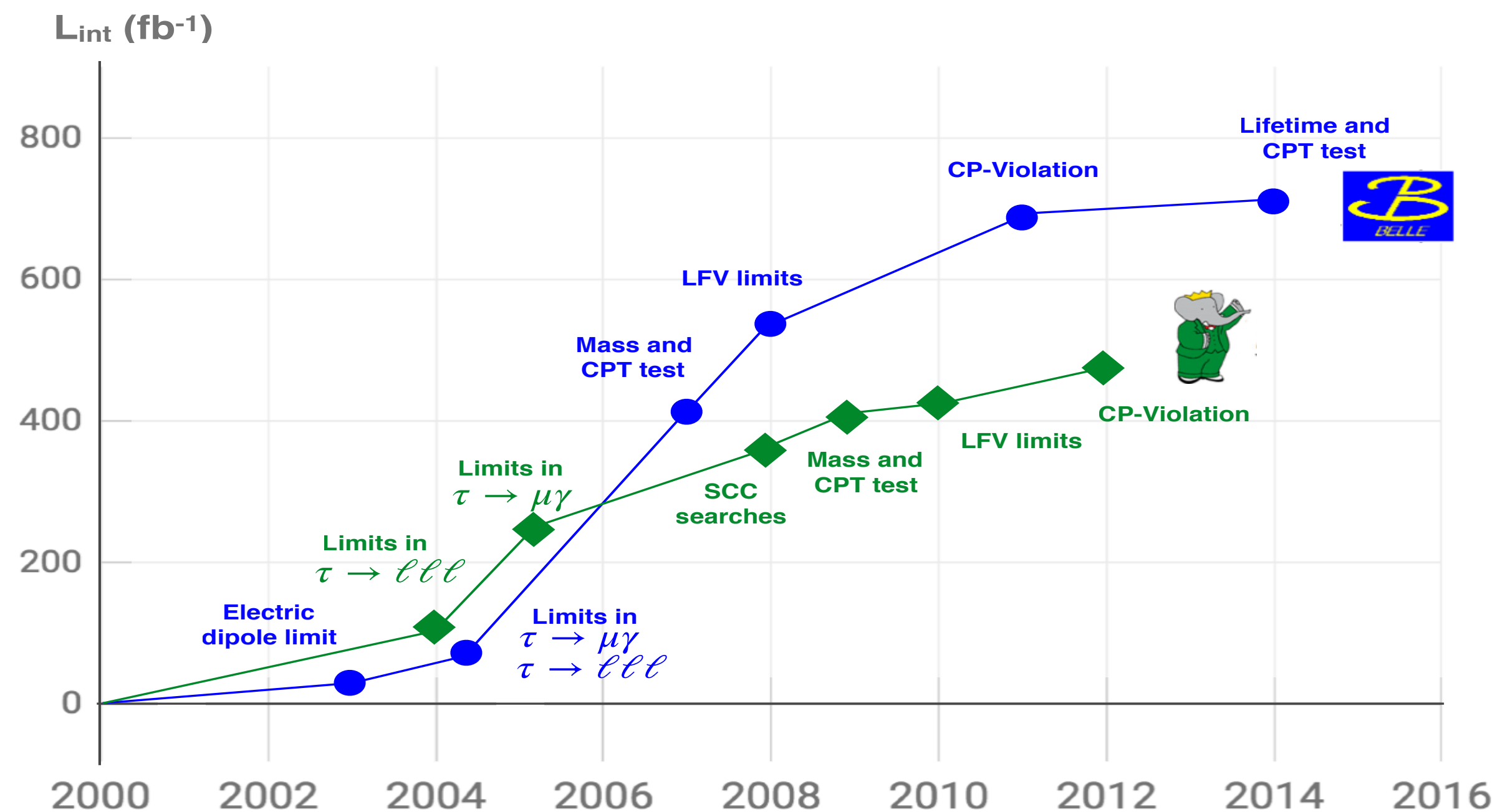
→ Asymmetric beam energies

→ Boosted $B\bar{B}$ pairs

→ High luminosities

~Belle: 711 fb^{-1} @ $Y(4S)$

~ BaBar: 424 fb^{-1} @ $Y(4S)$



Wide physics program

→ Precision SM measurement

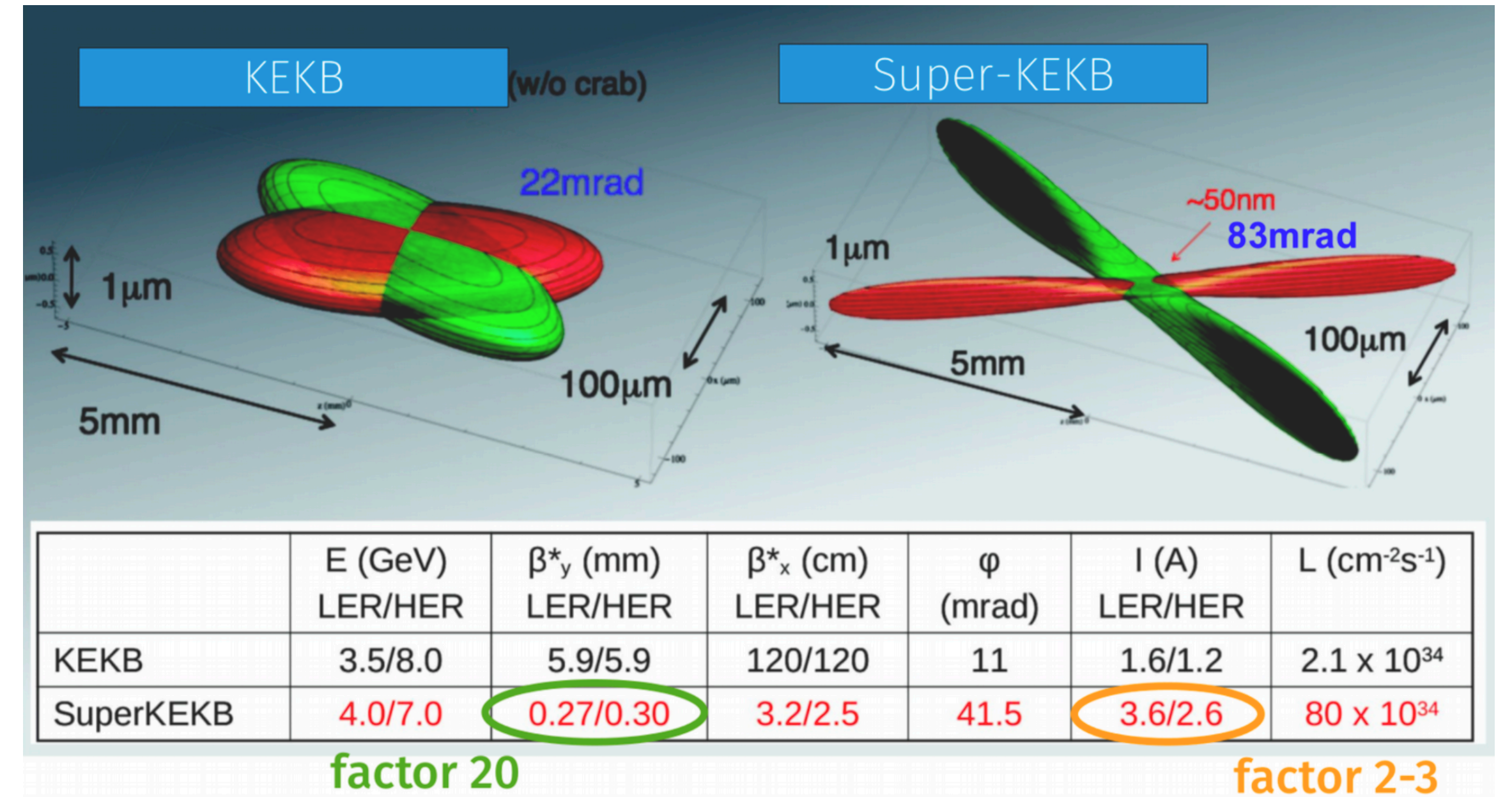

→ CP asymmetries

→ Angular distributions

→ Searches for lepton flavor/universality/number violations

→ ...

Belle II @ SuperKEKB



SuperKEKB – major upgrade of the KEKB

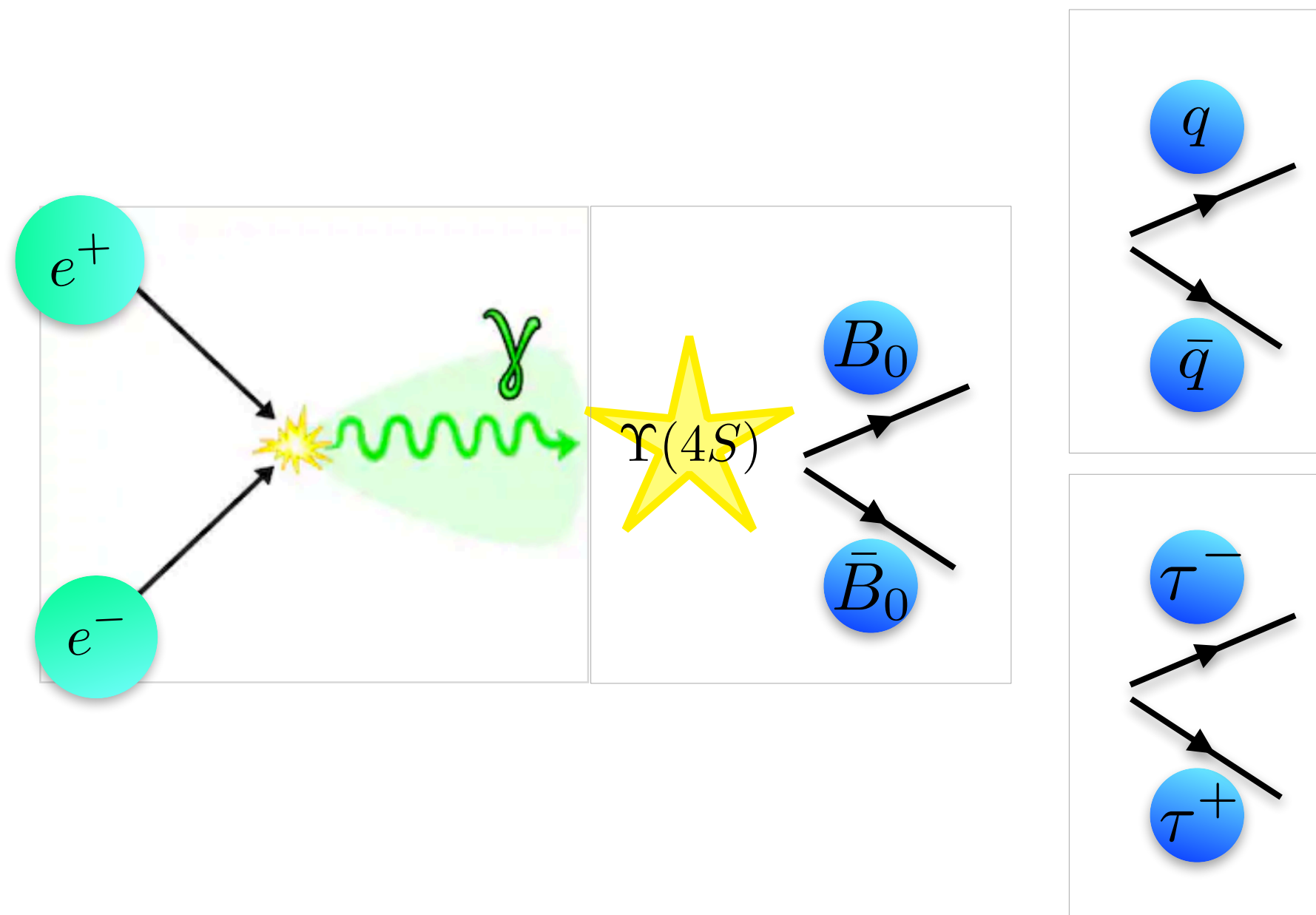
- ➔ an asymmetric electron-positron collider
7.0 GeV (e⁻) / 4.0 GeV (e⁺)
- ➔ smaller interaction point
- ➔ increased currents

First collisions in 2018

Unprecedented design luminosity of $\sim 6 \times 10^{35} \text{ cm}^{-2}\text{s}^{-1}$

Belle II - next generation B-factory

Not just B-factory but also τ factory!



Wide range of observables in τ sector to confront theory!

Does NP couple to 3rd generation strongly?

Precision measurements or indirect search of BSM

→ *significant deviations from SM* are unambiguous signatures of NP

$$\sigma(e^+e^- \rightarrow \Upsilon(4S)) = 1.05 \text{ [nb]}$$

$$\sigma(e^+e^- \rightarrow q\bar{q}) = 3.69 \text{ [nb]}$$

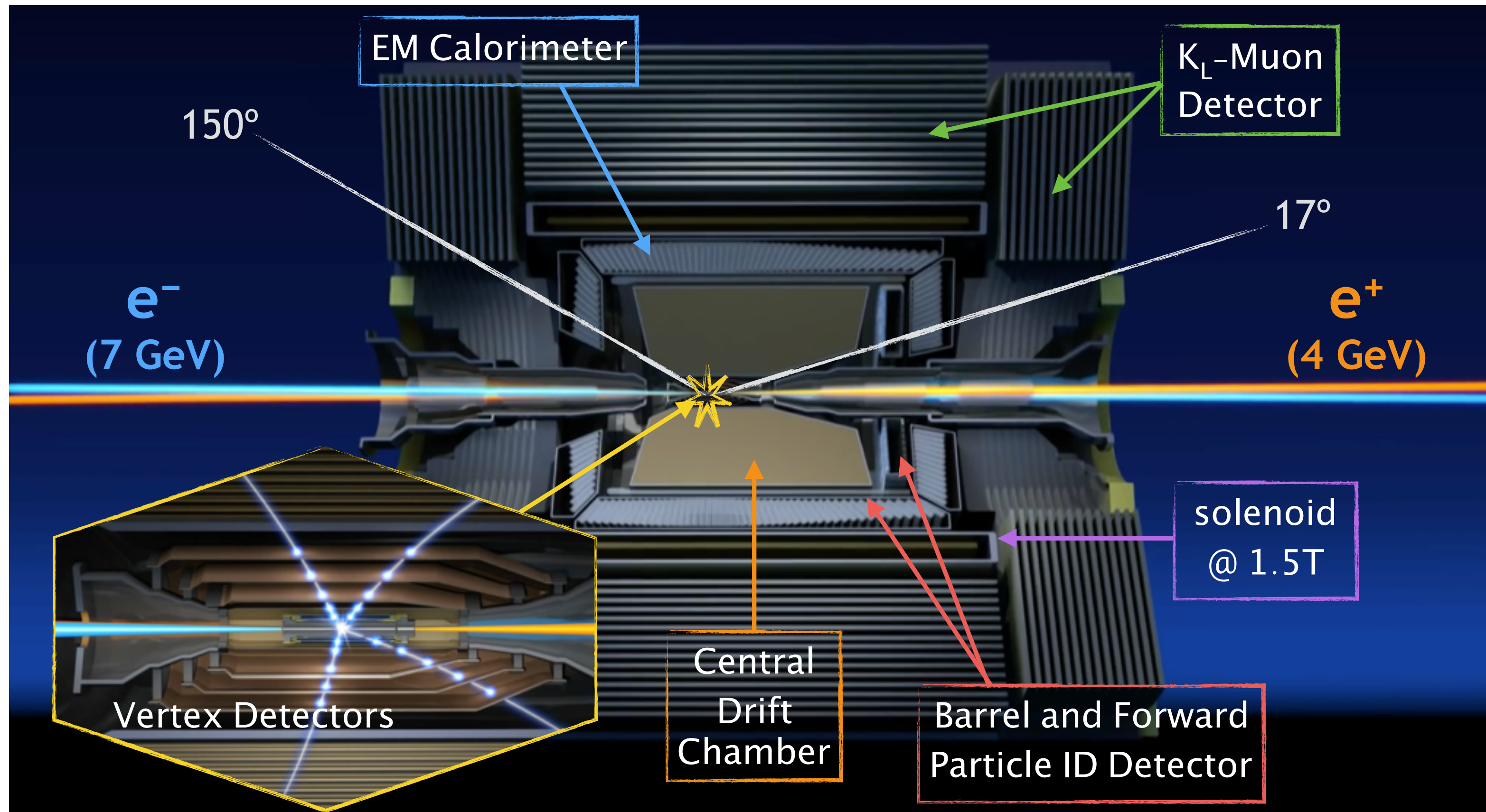
$$\sigma(e^+e^- \rightarrow \tau^+\tau^-) = 0.919 \text{ [nb]}$$

Direct search of forbidden decays

→ *any signal* is unambiguous signature of NP

Belle II @ SuperKEKB

Belle II detector – upgraded Belle detector



Performance

- upgraded trigger system
- improved impact-parameter resolution
- excellent tracking efficiency
- smarter software
- more precise algorithms

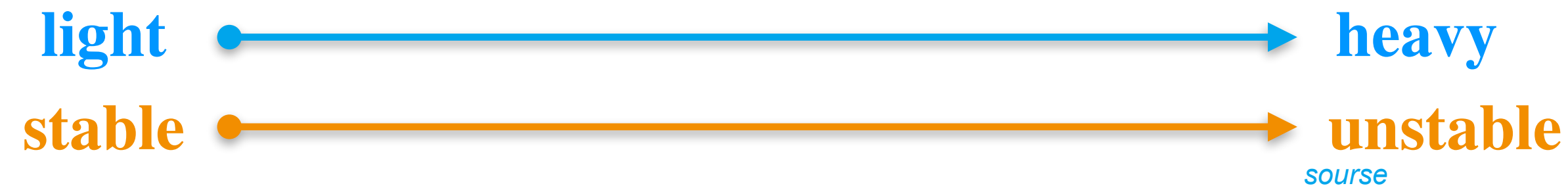
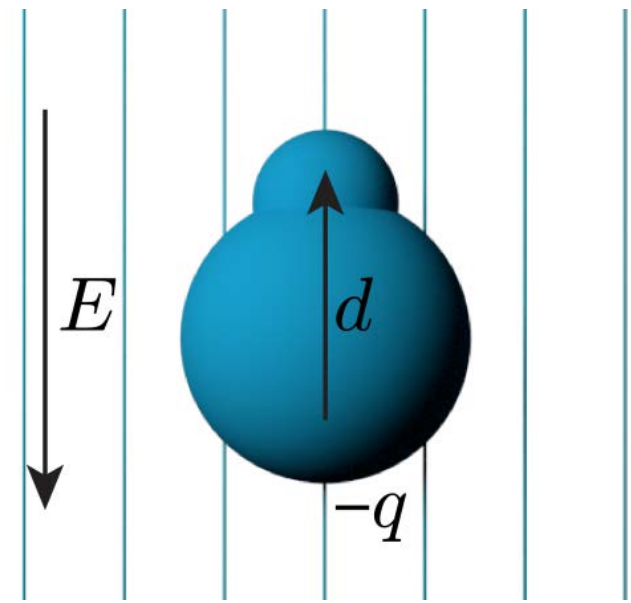
Luminosity records

- June 2020: $L = 2.4 \times 10^{34} \text{cm}^{-2}\text{s}^{-1}$
- June 2021: $L = 3.1 \times 10^{34} \text{cm}^{-2}\text{s}^{-1}$

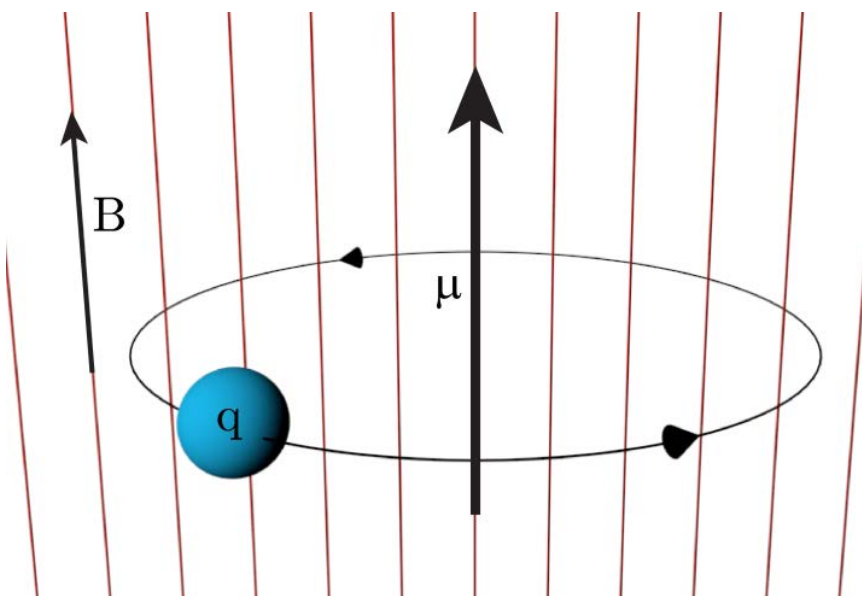
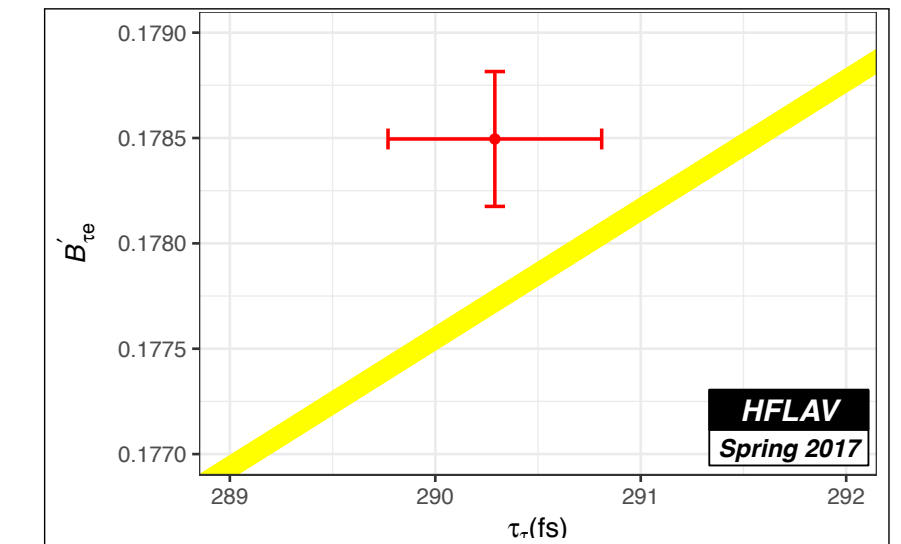
Collected ~ 200 fb⁻¹ of data

Important for τ analysis: discriminate between e, μ, π, K ; reconstruct neutrals!

The τ lepton

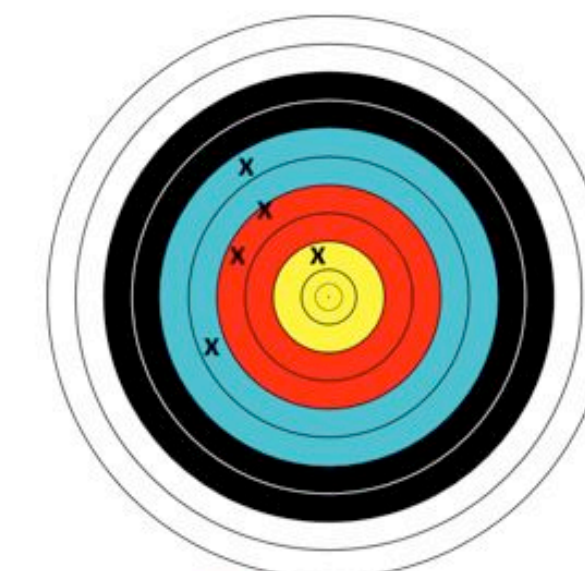
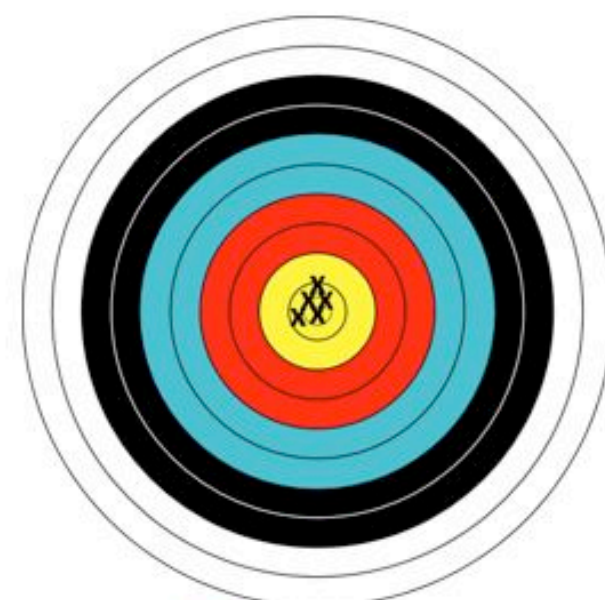
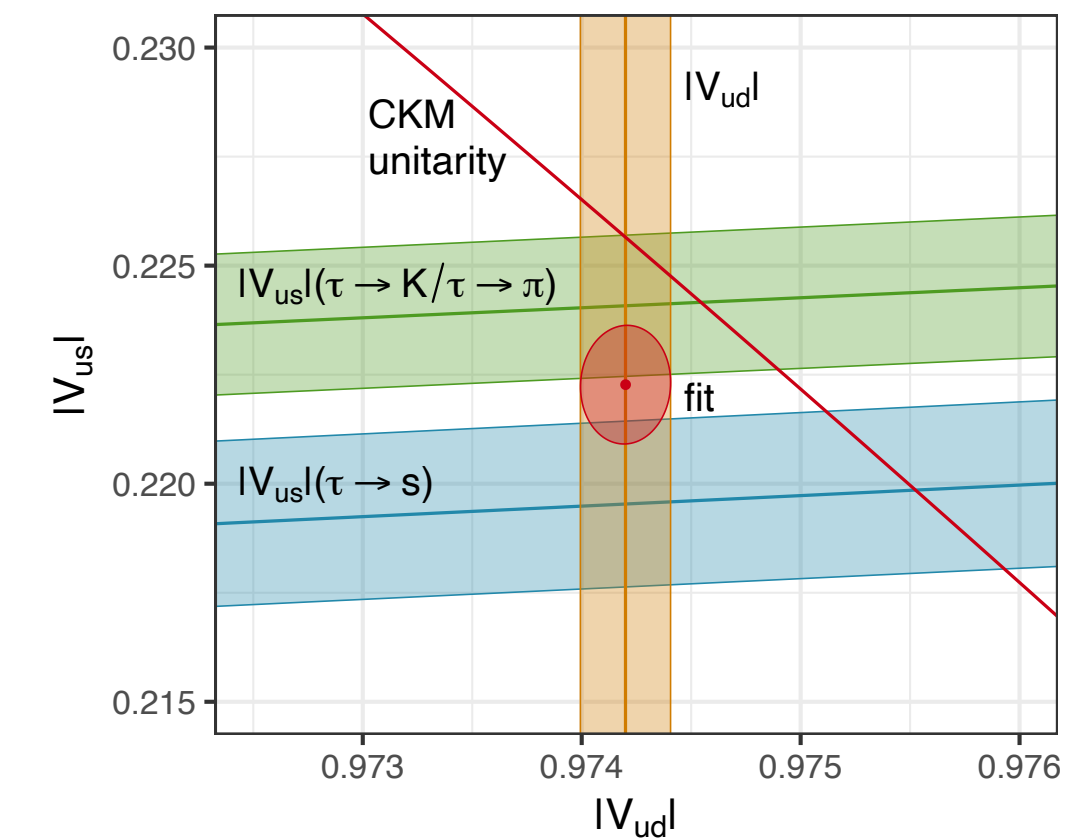


A. Lusiani et al: arXiv:1804.08436



In principle one could address

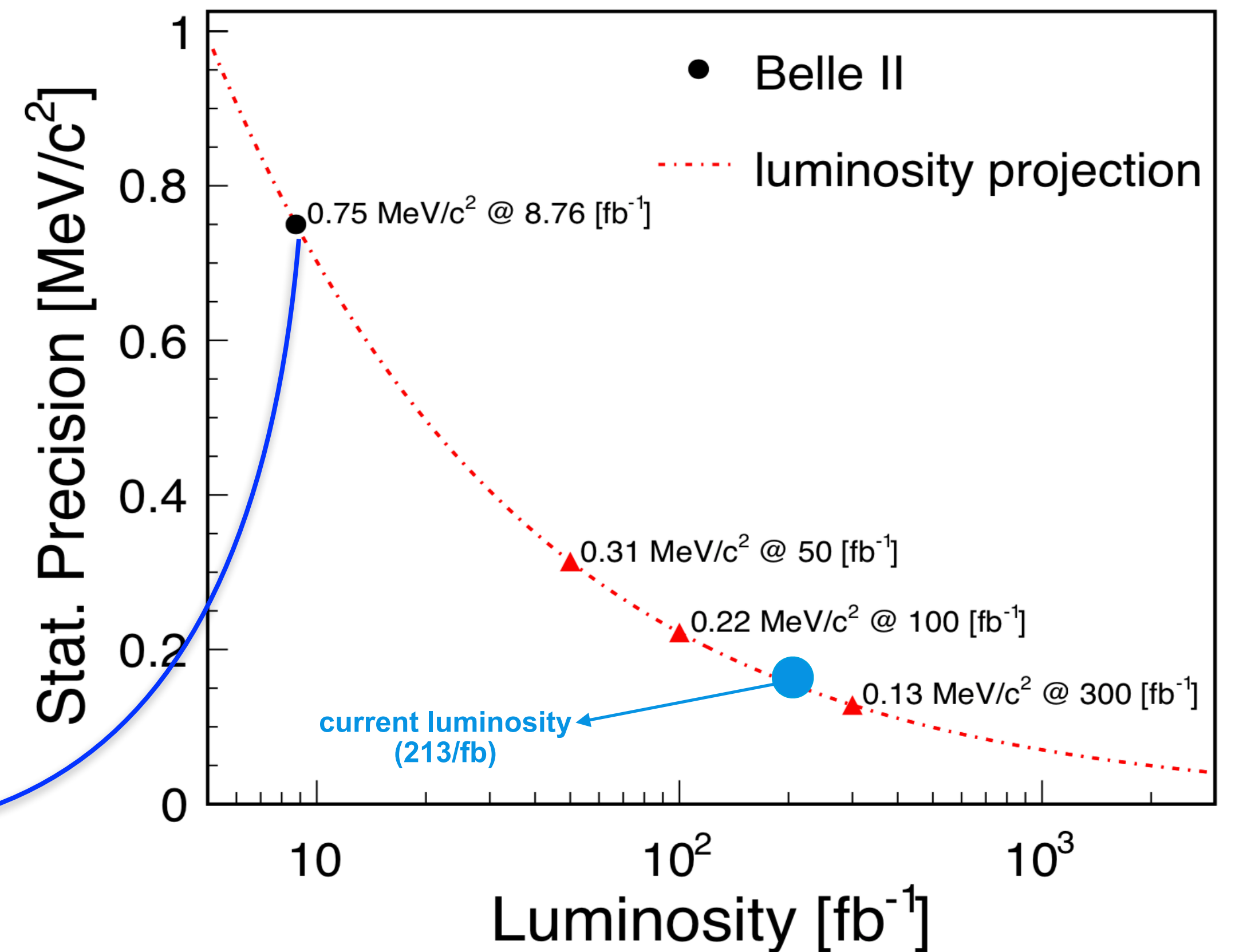
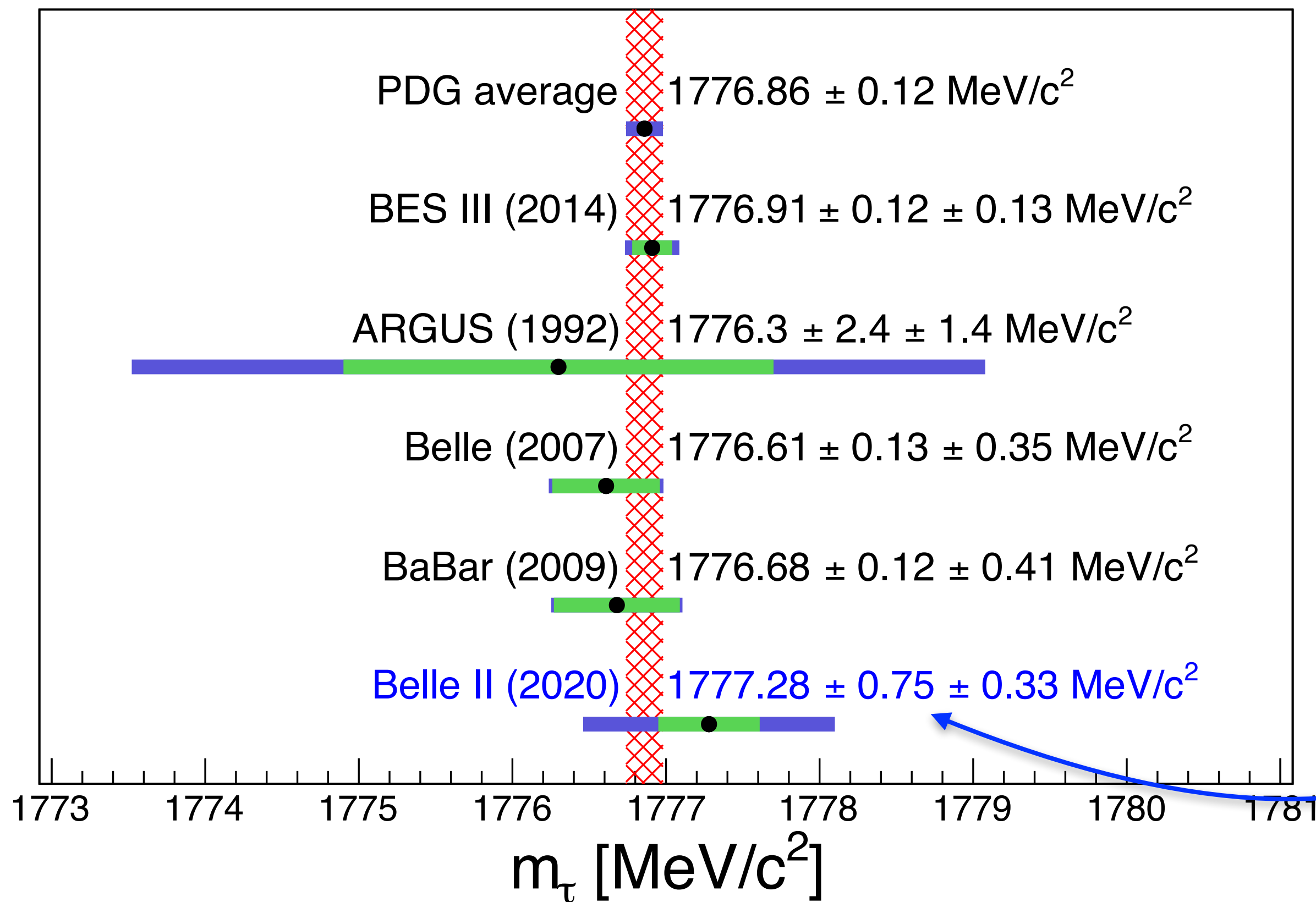
- ➔ CPT conservation
- ➔ lepton universality
- ➔ CKM unitarity
- ➔ new sources of CP violation
- ➔ lepton flavour and number violation
- ➔ ...



The problem is the precision!

Goal: achieve best precision among pseudomass measurements

- ➔ best result from BES III from pair production at threshold energy
- ➔ best measurement from pseudomass technique by Belle
- ➔ match statistical precision of Belle/BaBar with $\sim 300 \text{ fb}^{-1}$
- ➔ future improvements of **reconstruction efficiency** and **systematic uncertainty**



The lifetime

See poster of S. Moneta
slides of M. Villanueva

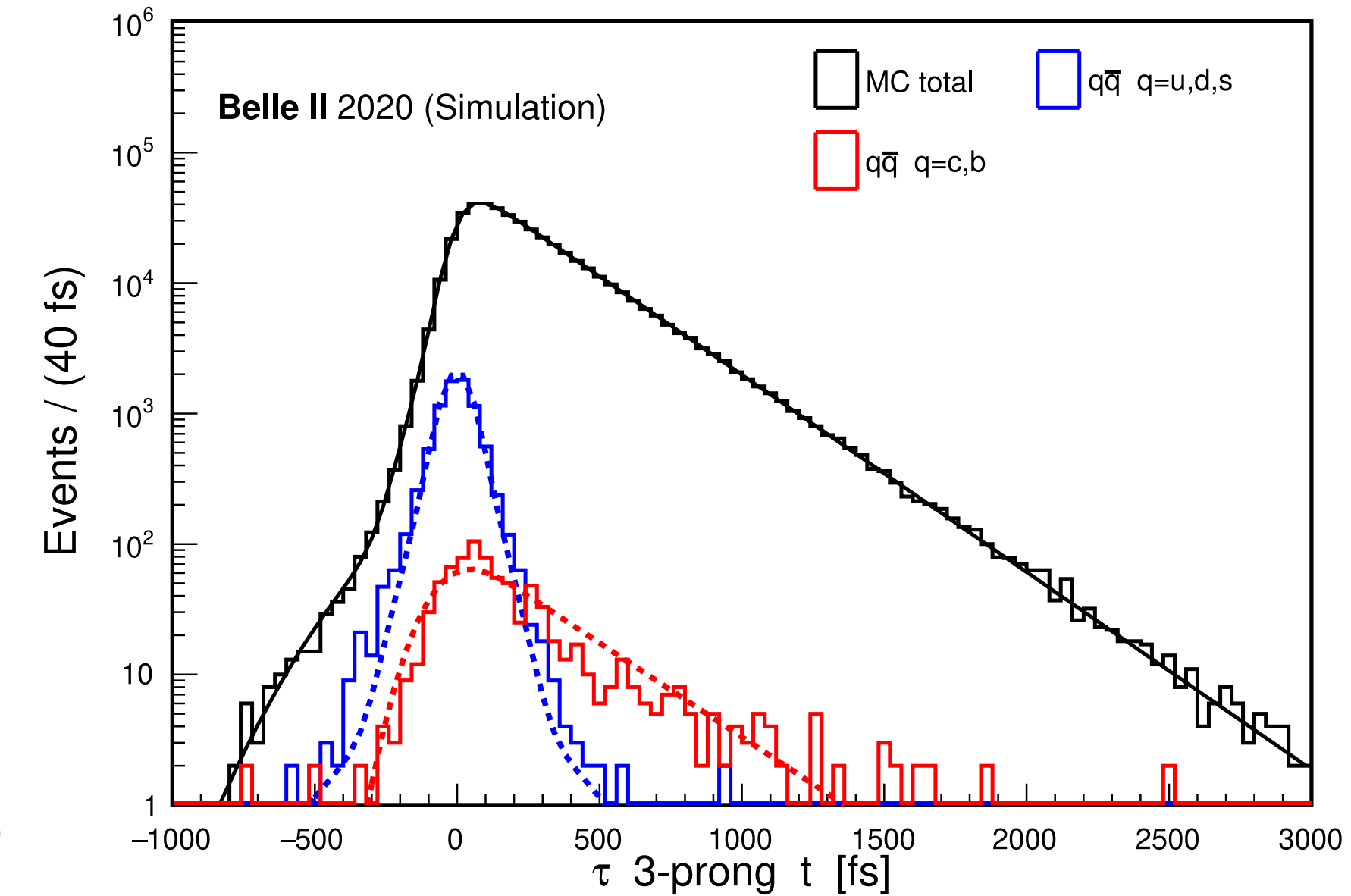
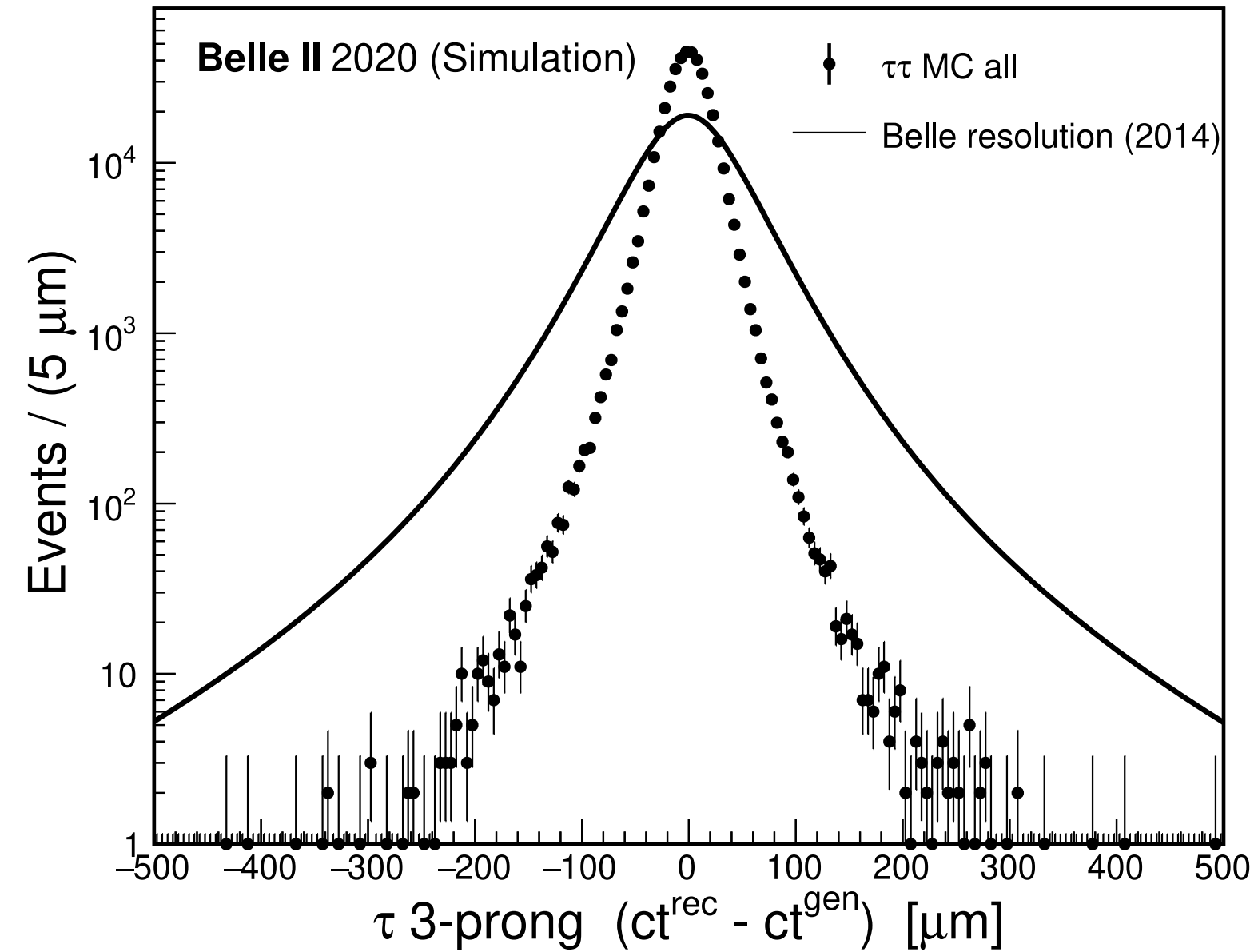
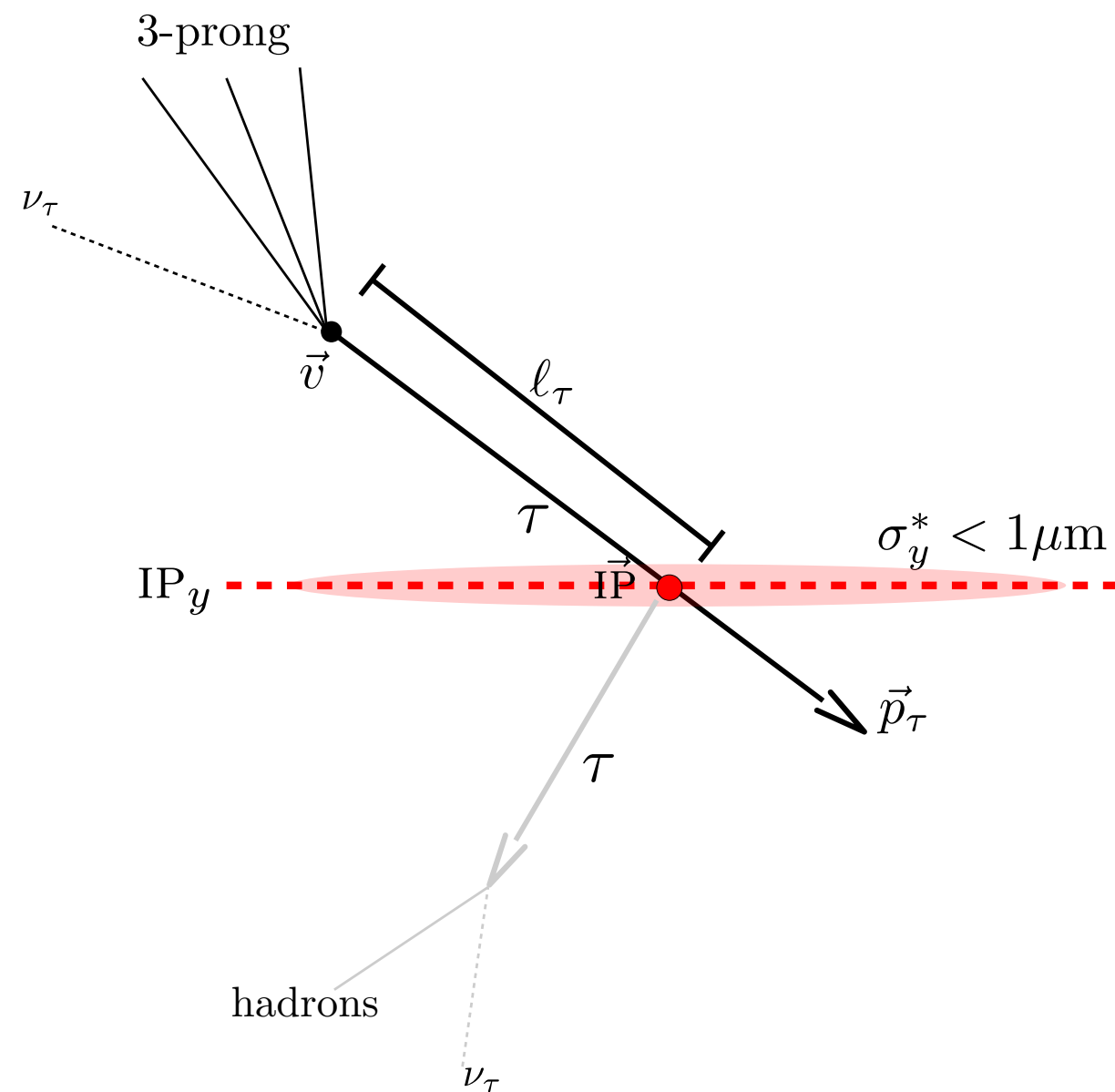
World best measurement from Belle using 711 fb⁻¹ of data and 3x3 topology

$$\tau_\tau = (290.17 \pm 0.53_{\text{stat}} \pm 0.33_{\text{sys}}) \text{fs}$$

$$p(t; \tau) = \frac{1}{\tau} e^{-t/\tau} \times \mathcal{R}(t)$$

Belle II w.r.t. Belle: exploit

- the tiny beam spot size at the IP
- the 3x1 event topology to increase the statistical precision of the measurement



- the resolution @Belle II is nearly x2 narrower than @Belle

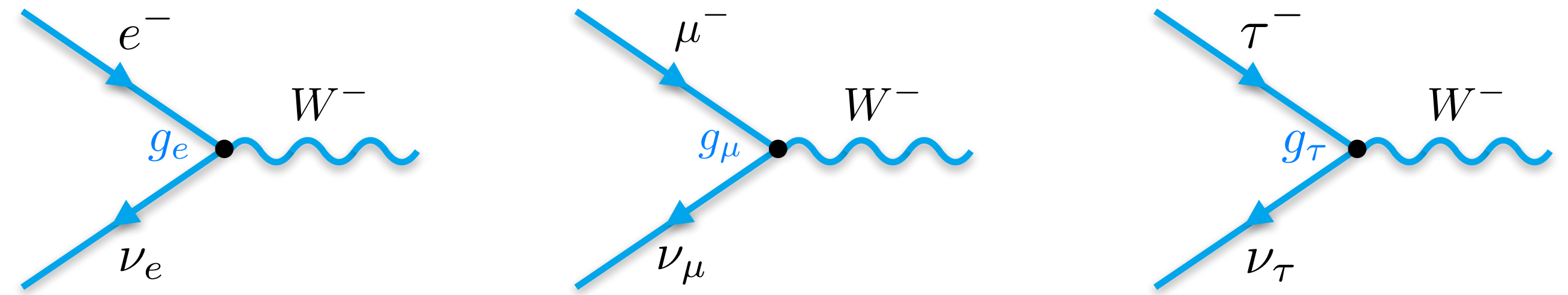
Competitive statistical precision can already be reached with 200 fb⁻¹

e-μ-τ universality

e, μ and τ differ only by

- the mass
- different and separately conserved lepton numbers

The coupling of leptons to W bosons is flavour-independent: $g_e = g_\mu = g_\tau$

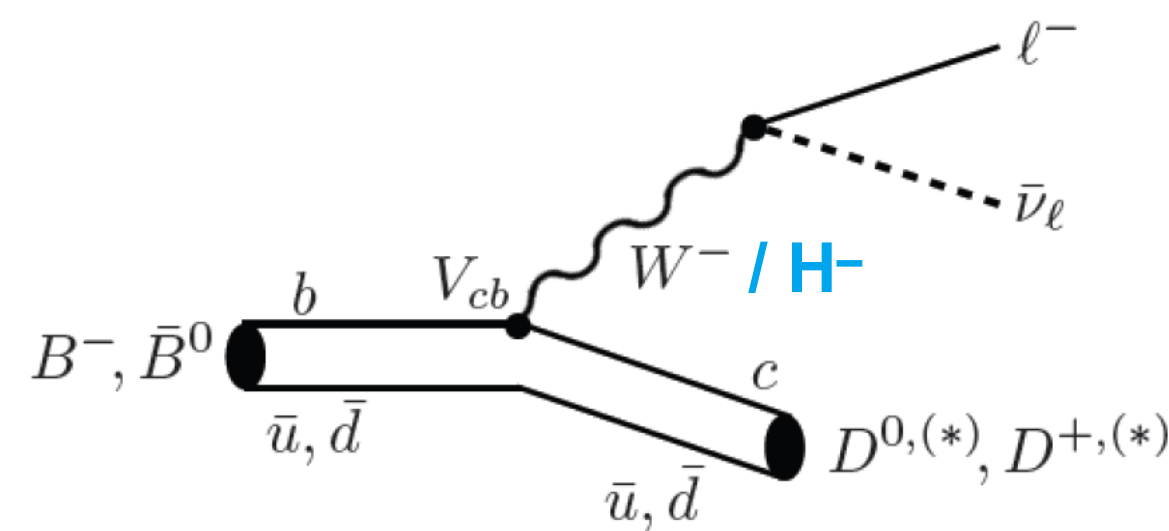


Identical lepton interaction rates involving e, μ or τ

Anomalies in quark sector

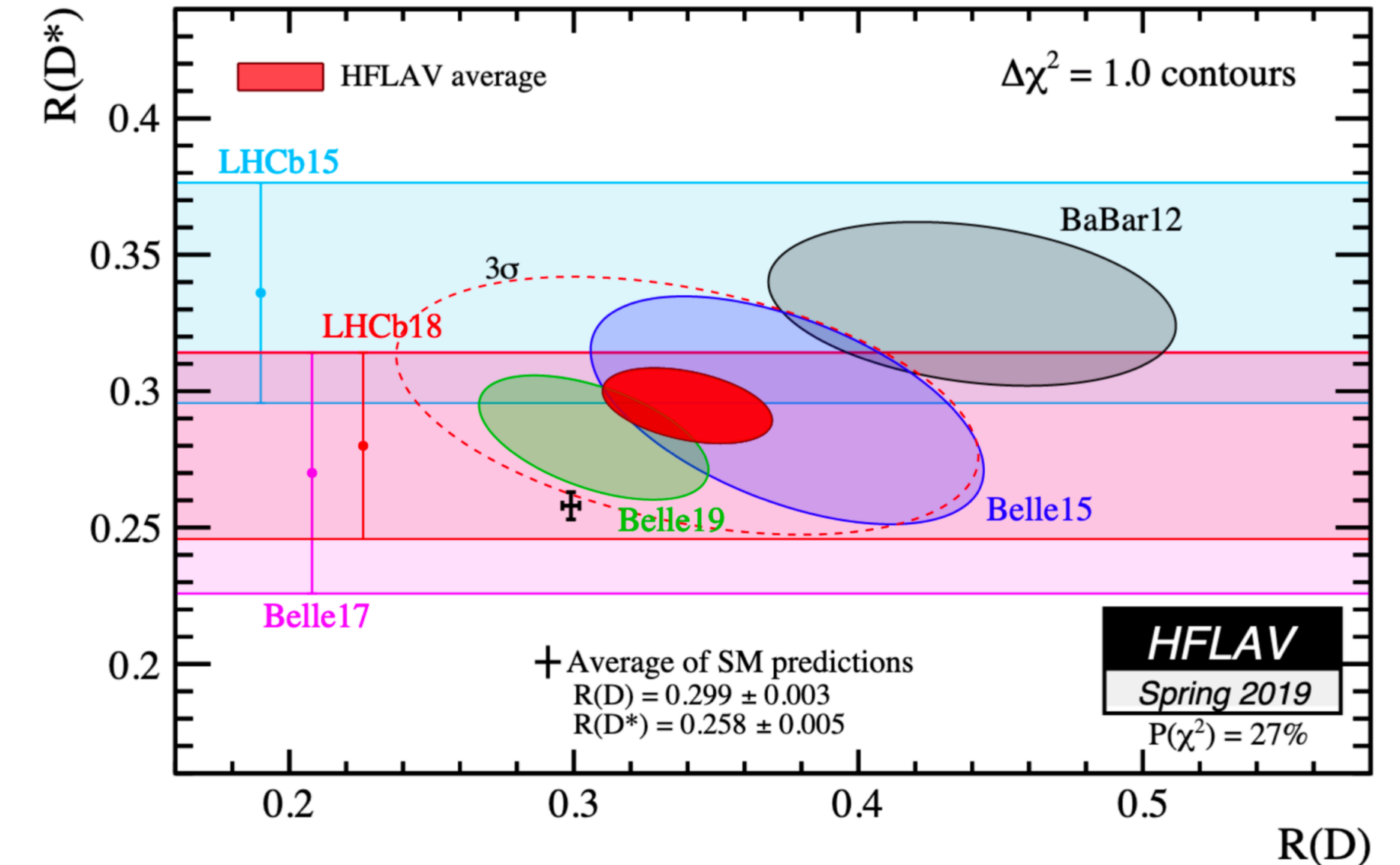
- R(D)-R(D*) plane ($\sim 3.1\sigma$)
- R(K) (3.1σ), also P_5' in $B \rightarrow K^* \mu \mu$ ($\sim 3.4\sigma$)
- and more...

$$R(D^*) = \frac{\mathcal{BR}(B \rightarrow D^* \tau \nu)}{\mathcal{BR}(B \rightarrow D^* \ell \nu)} \quad \text{with } \ell = e, \mu$$



Significant tensions in lepton sector

- anomalous magnetic moment of μ (4.2σ) and e ($\sim 2.5\sigma$)



Are these hints of a new fundamental interaction that violates LFU?

Any hint in the tau sector?

Test of e-μ universality

$$\left(\frac{g_\mu}{g_e}\right)_\tau^2 \propto \frac{B(\tau^- \rightarrow \mu^- \bar{\nu}_\mu \nu_\tau)}{B(\tau^- \rightarrow e^- \bar{\nu}_e \nu_\tau)}$$

Test of τ-μ universality

$$\left(\frac{g_\tau}{g_\mu}\right)_h^2 \propto \frac{B(\tau \rightarrow h \nu_\tau)}{B(h \rightarrow \mu \nu_\mu)}$$

Most precise measurement from BaBar

Phys.Rev.Lett.105:051602 (2010)

$$\left(\frac{g_\mu}{g_e}\right)_\tau = 1.0036 \pm 0.0020$$

$$\left(\frac{g_\tau}{g_\mu}\right)_h = 0.9850 \pm 0.0054$$

→ in agreement with SM

→ 2.8 σ below the SM expectation

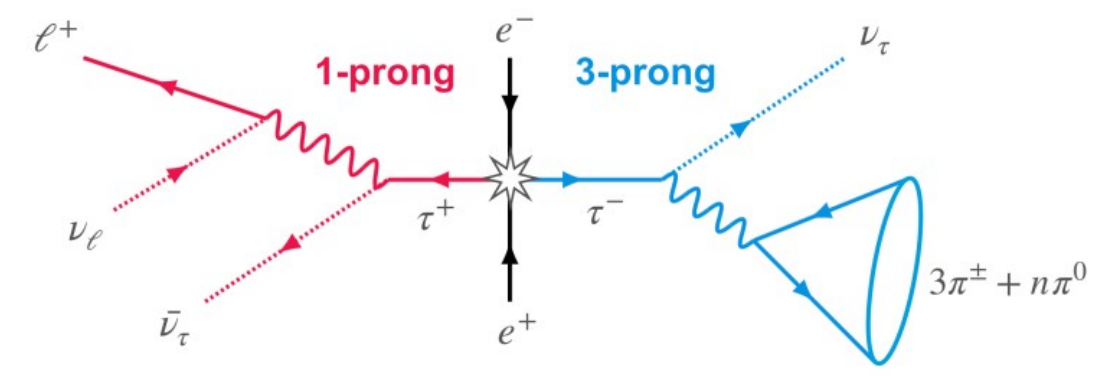
→ The BR measurements dominated by systematic uncertainty

→ μ: PID due limited size of data and MC samples

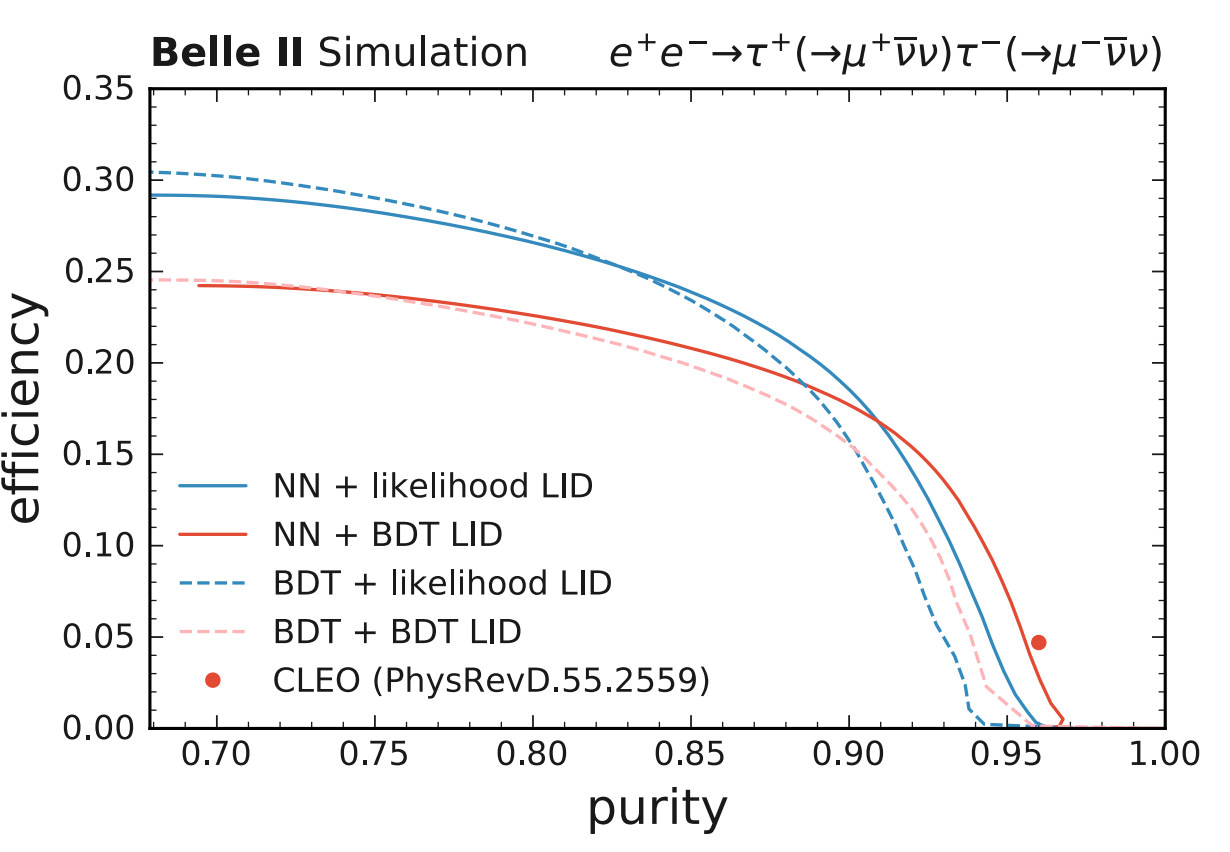
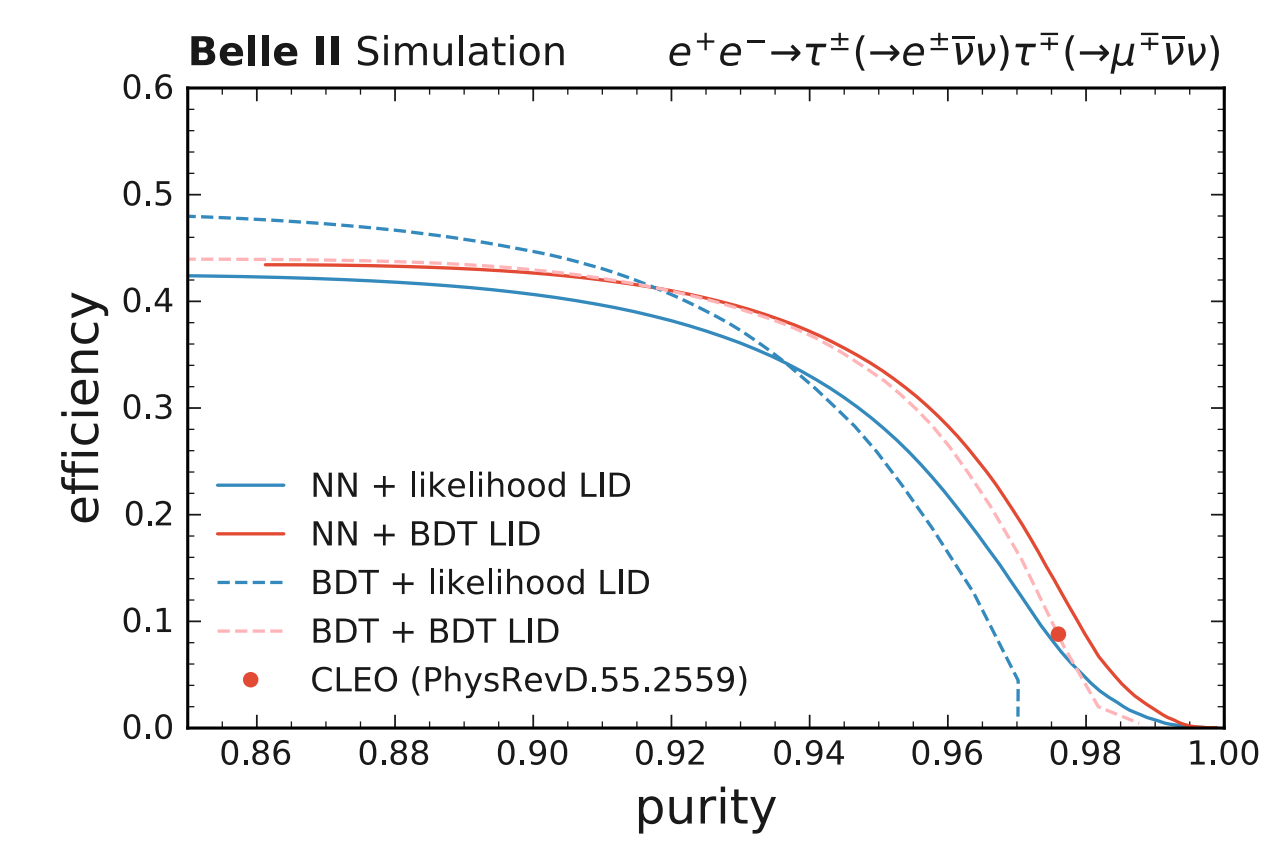
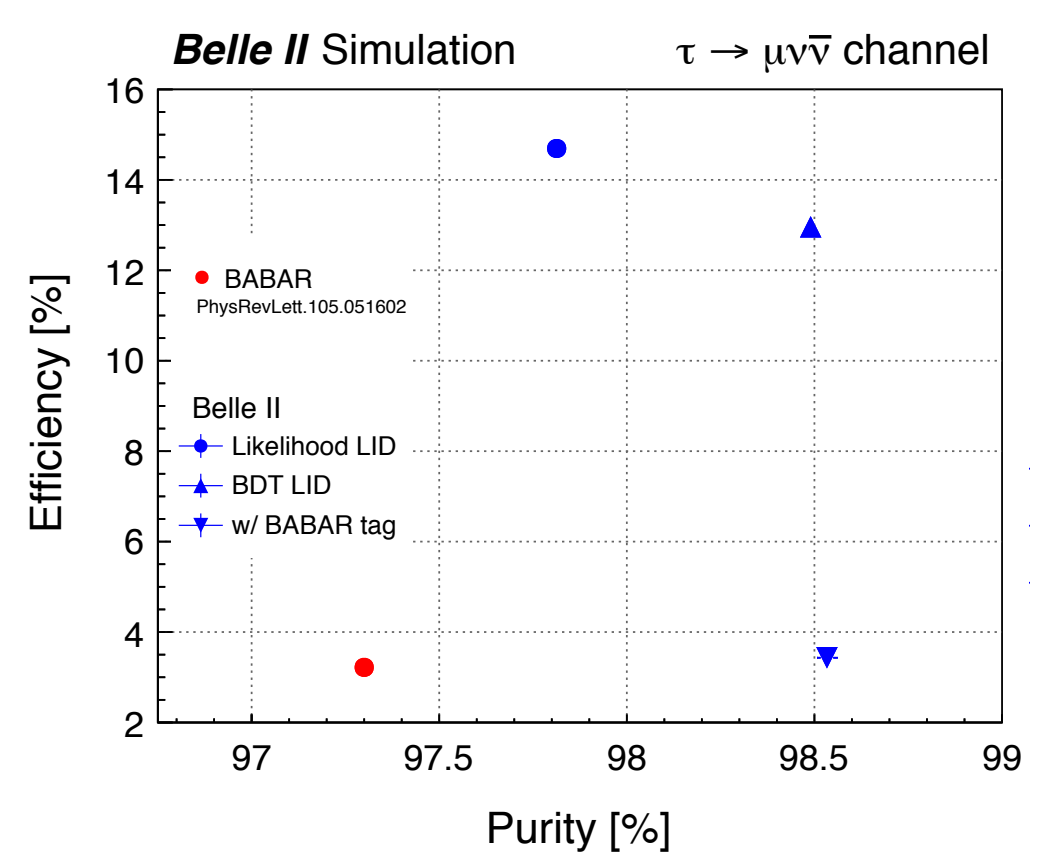
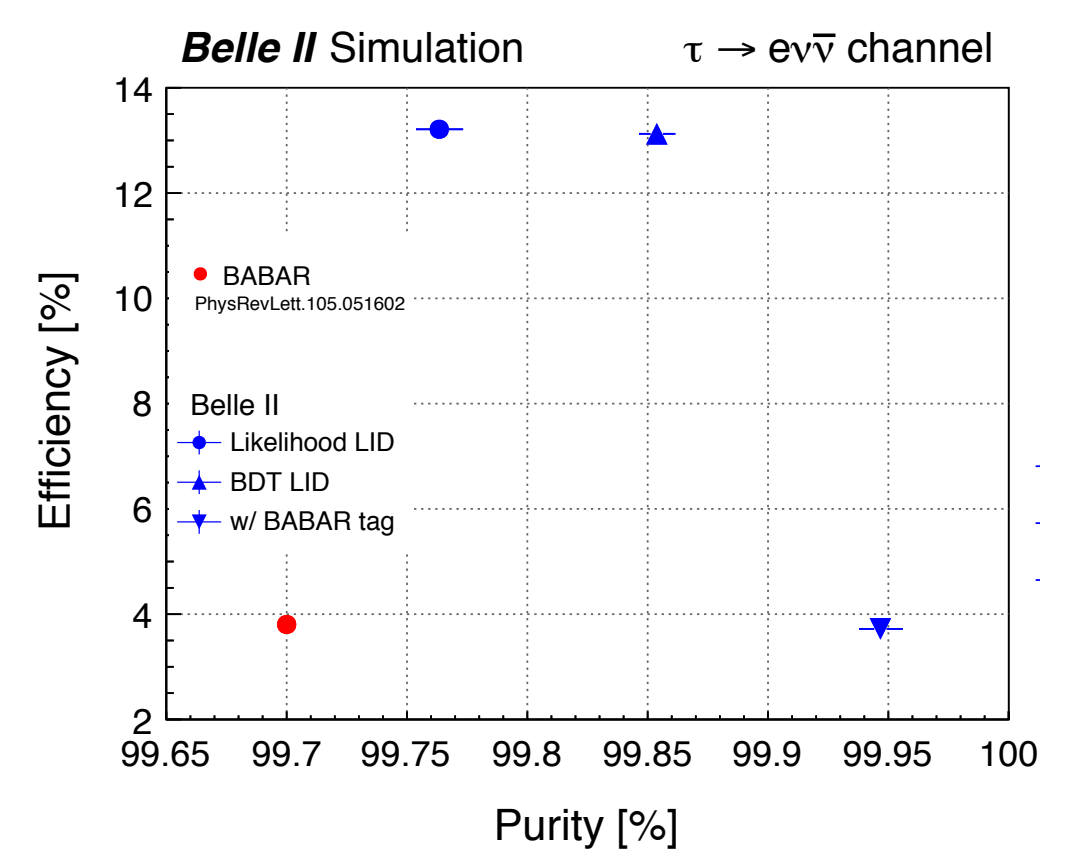
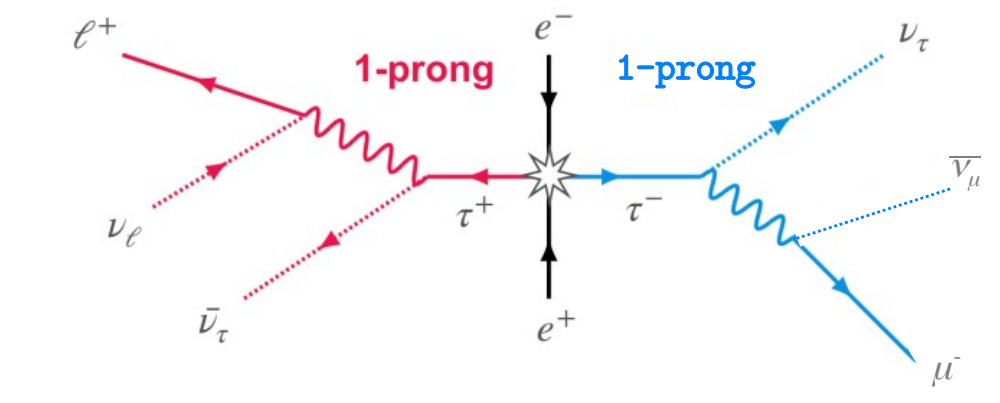
→ h: additional contribution to systematics detector modelling and associated BGs

	μ	π	K
N ^D	731102	369091	25123
Purity	97.3%	78.7%	76.6%
Total Efficiency	0.485%	0.324%	0.330%
Particle ID Efficiency	74.5%	74.6%	84.6%
Systematic uncertainties:			
Particle ID	0.32	0.51	0.94
Detector response	0.08	0.64	0.54
Backgrounds	0.08	0.44	0.85
Trigger	0.10	0.10	0.10
π ⁻ π ⁻ π ⁺ modelling	0.01	0.07	0.27
Radiation	0.04	0.10	0.04
$\mathcal{B}(\tau^- \rightarrow \pi^- \pi^- \pi^+ \nu_\tau)$	0.05	0.15	0.40
$\mathcal{L}\sigma_{e^+e^- \rightarrow \tau^+\tau^-}$	0.02	0.39	0.20
Total [%]	0.36	1.0	1.5

Use 3x1 and 1x1 (not used @BaBar)



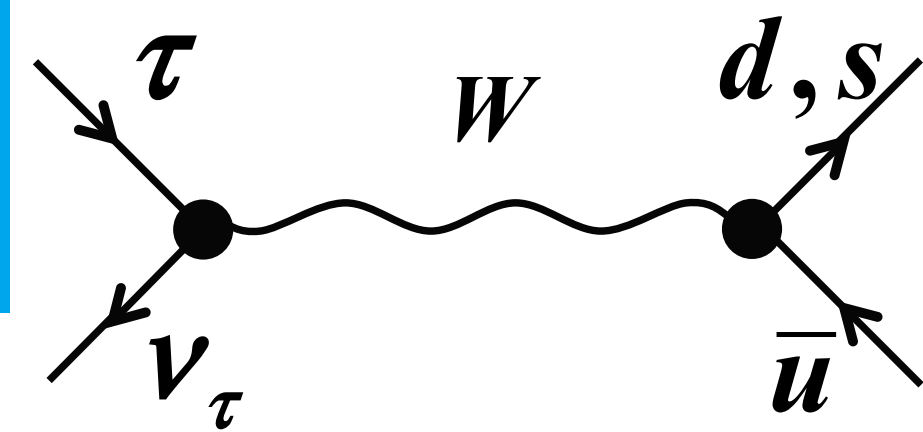
BELLE2-NOTE-PL-2021-009



➔ ~4x higher efficiency with better purity compared to BaBar ➔ better (very close) performance for eμ (μμ) compared to CLEO

- ➔ Belle II can already exceed BaBar and CLEO on statistical precision for BR ratio.
- ➔ The goal: achieve better systematic precision
 - ➔ **lepton ID uncertainties** should scale well with luminosity & higher MC statistics
 - ➔ **trigger uncertainty** already at few % level

Test of unitarity



Unique opportunity for probing the coupling strength of the weak current to the first and second generation of quarks to a very high precision

$$\begin{pmatrix} d' \\ s' \\ b' \end{pmatrix} = \begin{pmatrix} V_{ud} & V_{us} & V_{ub} \\ V_{cd} & V_{cs} & V_{cb} \\ V_{td} & V_{ts} & V_{tb} \end{pmatrix} \begin{pmatrix} d \\ s \\ b \end{pmatrix}$$

Weak Eigenstates

CKM Matrix

Flavour Eigenstates

Test of unitarity

$$V_{ud}^2 + V_{us}^2 + V_{ub}^2 \stackrel{?}{=} 1$$

$0^+ \rightarrow 0^+$ $K \rightarrow \pi \ell \nu$ $\sim 1.6 \cdot 10^{-5}$
 $K \rightarrow \mu \nu_\mu / \pi \rightarrow \mu \nu_\mu$ **B decays**

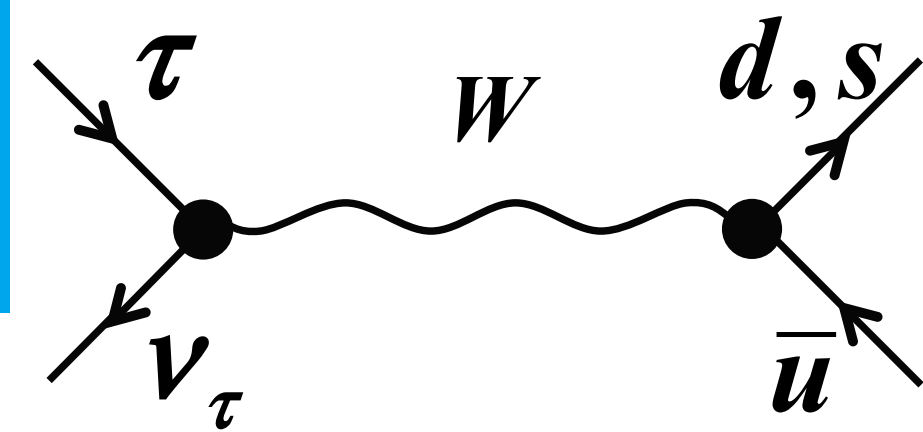
→ From kaon, pion, baryon and nuclear decays

V_{ud}	$0^+ \rightarrow 0^+$ $\pi \rightarrow \pi \ell \nu_e$	$n \rightarrow p \ell \nu_e$	$\pi \rightarrow \ell \nu_\ell$
V_{us}	$K \rightarrow \pi \ell \nu$	$\Lambda \rightarrow p \ell \nu_e$	$K \rightarrow \ell \nu_\ell$

→ From τ decays

V_{ud}	$\tau \rightarrow \pi \pi^0 \nu_\tau$	$\tau \rightarrow \pi \nu_\tau$	$\tau \rightarrow h_{NS} \nu_\tau$
V_{us}	$\tau \rightarrow K \pi \nu_\tau$	$\tau \rightarrow K \nu_\tau$	$\tau \rightarrow h_S \nu_\tau$

Two methods of V_{us} from τ decays



Exclusive: compare the BR of $\tau \rightarrow \pi\nu$ and $\tau \rightarrow K\nu$

- BaBar, Phys. Rev. Lett. 105 051602 -

$$B(\tau^- \rightarrow K^- \nu_\tau) = \frac{G_F^2 f_K^2 |V_{us}|^2 m_\tau^3 \tau_\tau}{16\pi} \left(1 - \frac{m_K^2}{m_\tau^2}\right)^2 S_{EW}$$

Fermi constant (points to G_F), *electroweak corrections* (points to S_{EW})

$$\frac{B(\tau^- \rightarrow K^- \nu_\tau)}{B(\tau^- \rightarrow \pi^- \nu_\tau)} = \frac{f_K^2 |V_{us}|^2 (m_\tau^2 - m_K^2)^2}{f_\pi^2 |V_{ud}|^2 (m_\tau^2 - m_\pi^2)^2} (1 + \delta_{LD})$$

decay constant (points to f_K and f_π), *electroweak corrections* (points to δ_{LD})


$$V_{us} = 0.2193 \pm 0.0032$$

→ within 2σ of the value predicted by the CKM unitarity

$$V_{us} = 0.2255 \pm 0.0024$$

→ consistent with CKM unitarity

Inclusive: compare the BR of $\tau \rightarrow (\bar{u}d)\nu$ and $\tau \rightarrow (\bar{u}s)\nu$



fundamental parameters of SM
 $(\alpha_s, |V_{us}|, m_s)$

$$\Delta R_{SU(3) \text{ breaking}} = \frac{R_{NS}}{|V_{ud}|^2} - \frac{R_S}{|V_{us}|^2}$$

BR w.r.t. BR($\tau \rightarrow e\nu\nu$) (points to R_{NS} and R_S)
hadrons with S=0 (points to R_{NS}), *hadrons with S=1* (points to R_S)

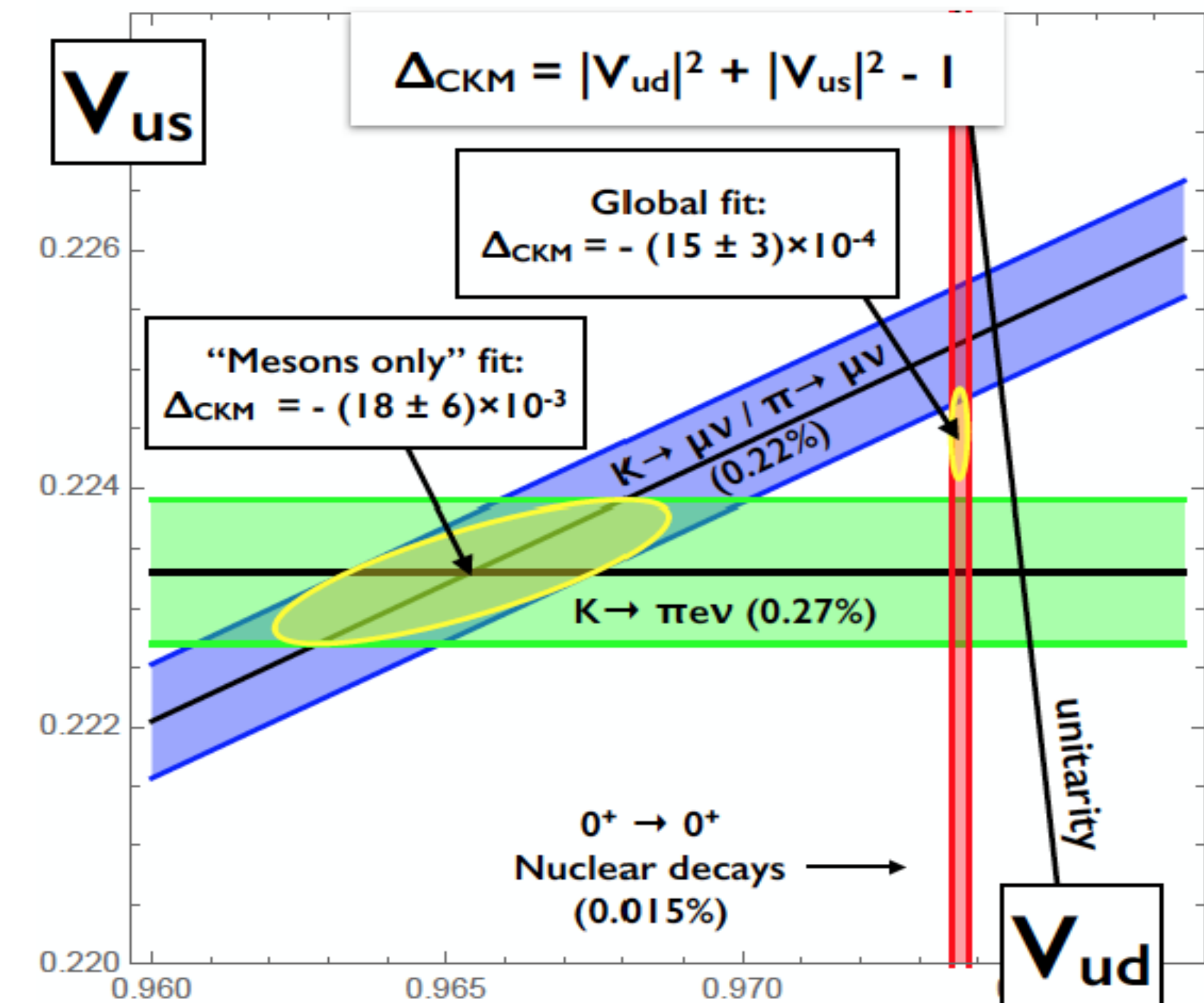
$$V_{us} = 0.2186 \pm 0.0021$$

→ within 3.1σ of the value predicted by the CKM unitarity

V_{us} from τ decays @ Belle II

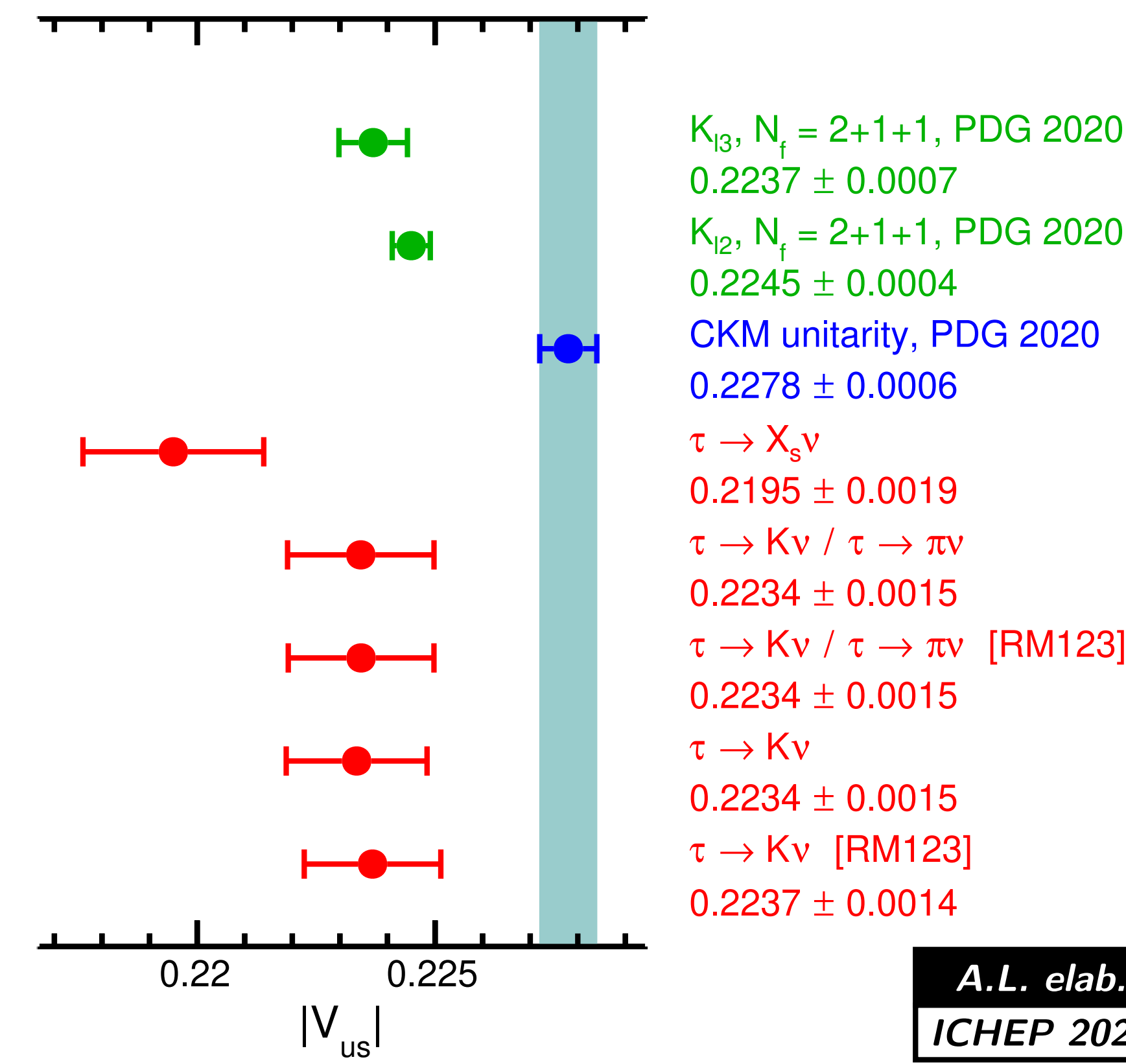
New results with improved theoretical input

- precise determination of V_{us} from kaon and nuclear decays
- discrepancy with CKM unitarity at 4.8σ



Can τ physics help?

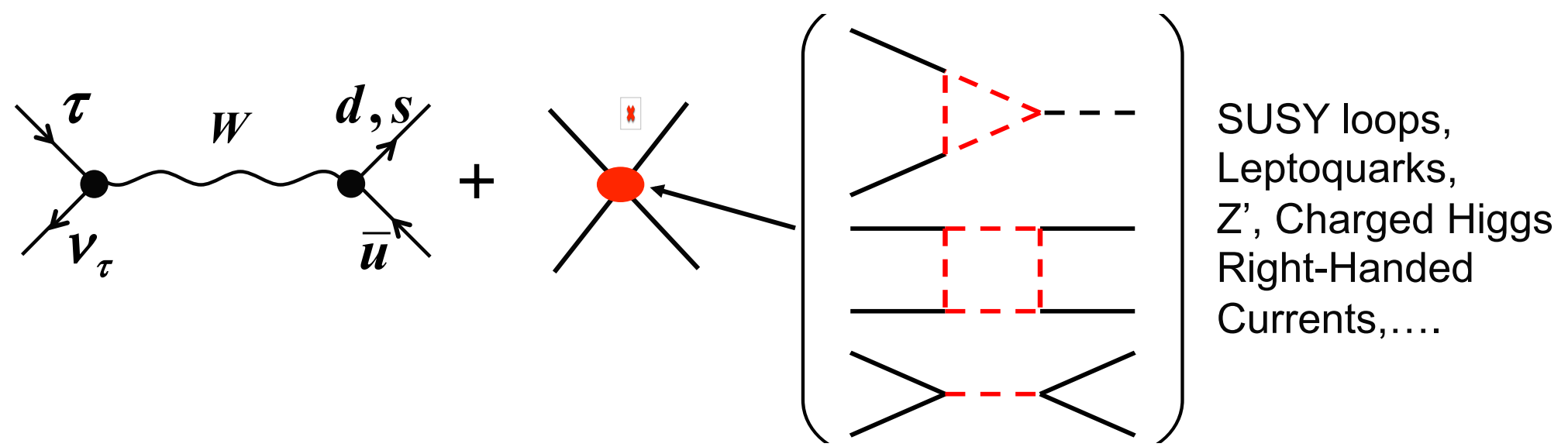
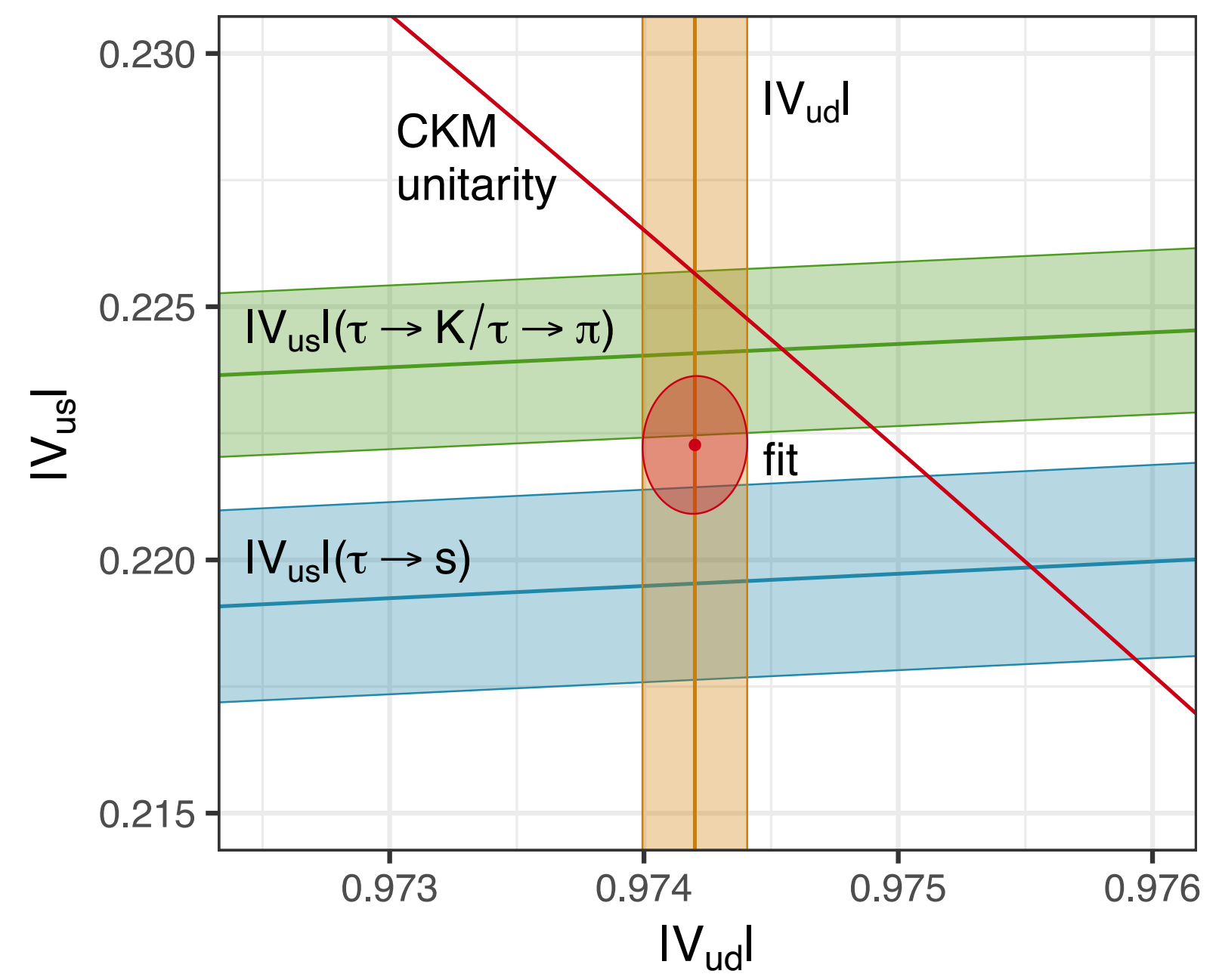
- currently less precise determination of V_{us}
- large PID systematic uncertainties @ BaBar
- inclusive measurement not truly inclusive



V_{us} from τ decays @ Belle II

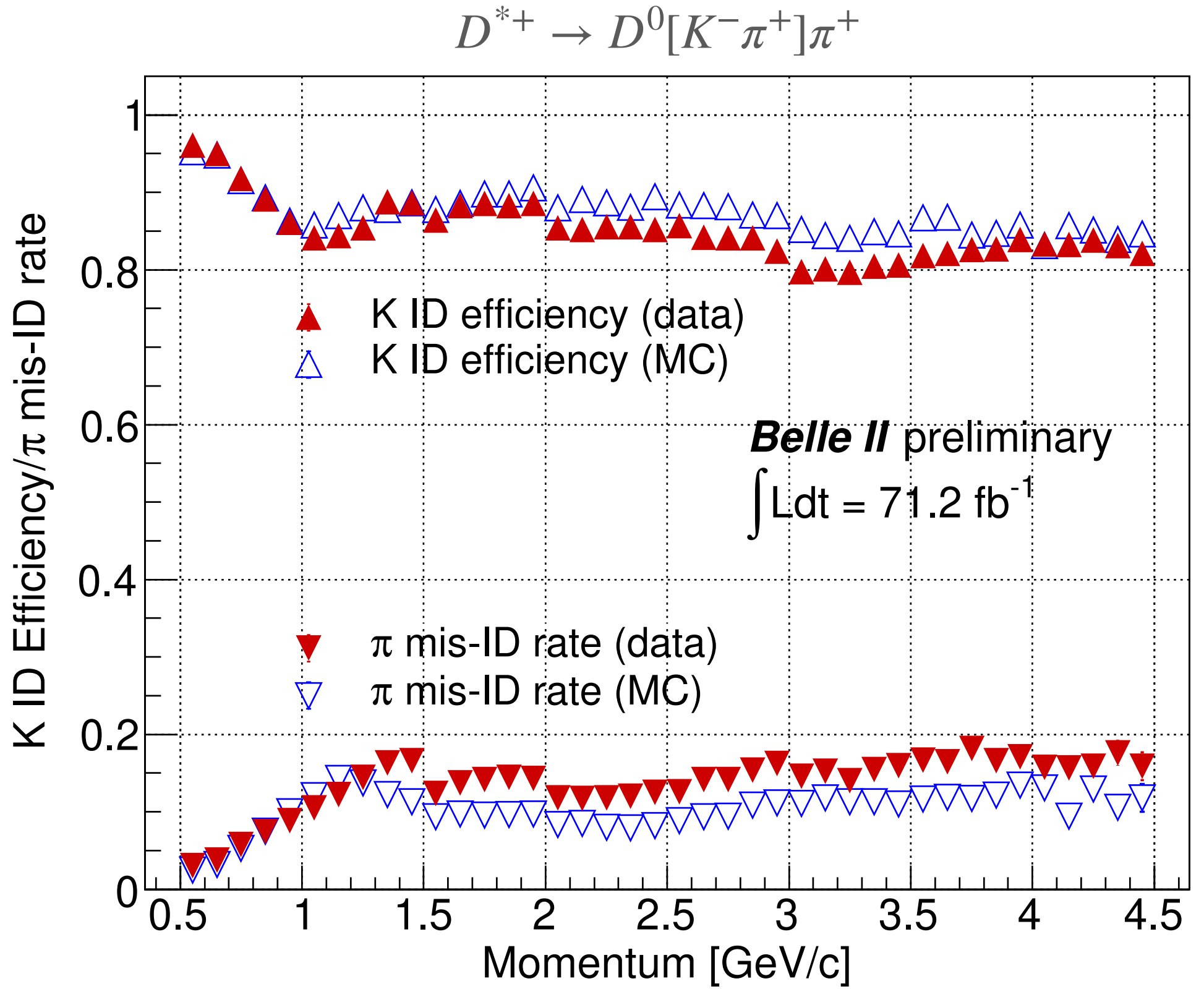
3σ tension between $|V_{us}|$ from the CKM matrix unitarity and $\tau \rightarrow s$.

SciPost Phys. Proc. 1, 001 (2019)



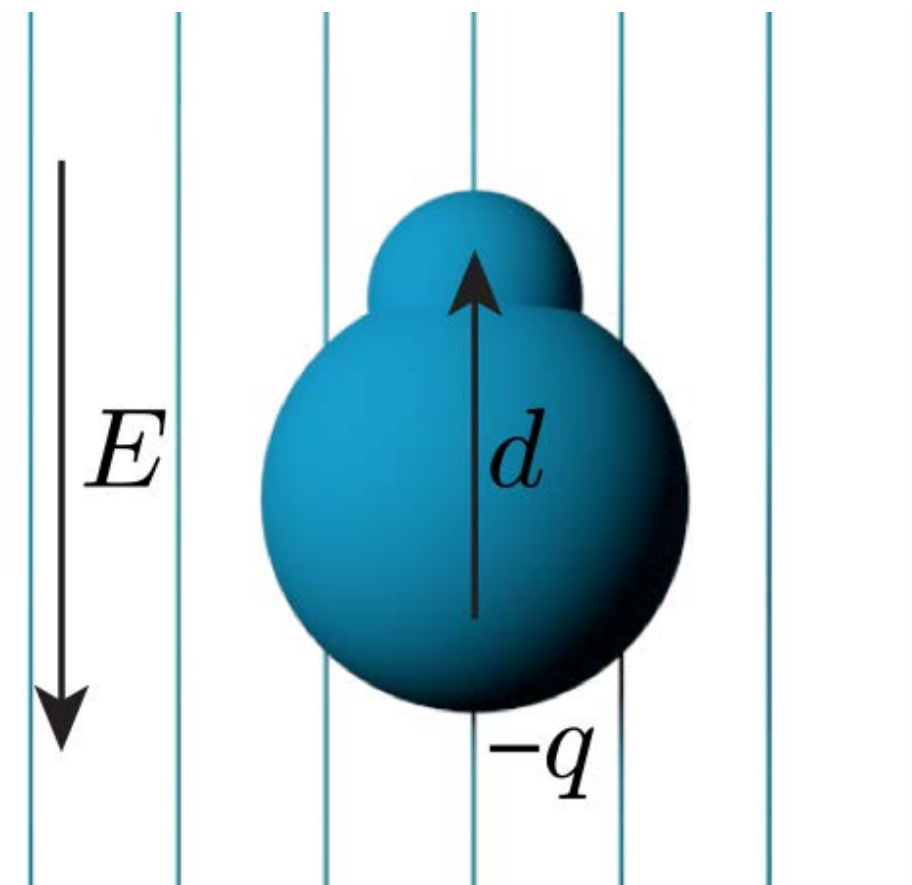
What can we do @ Belle II?

- ➔ larger data sample will be available
- ➔ similar to LFU analysis use 3x1 and 1x1 topologies
- ➔ improve the understanding of the detector (PID, trigger, ...)

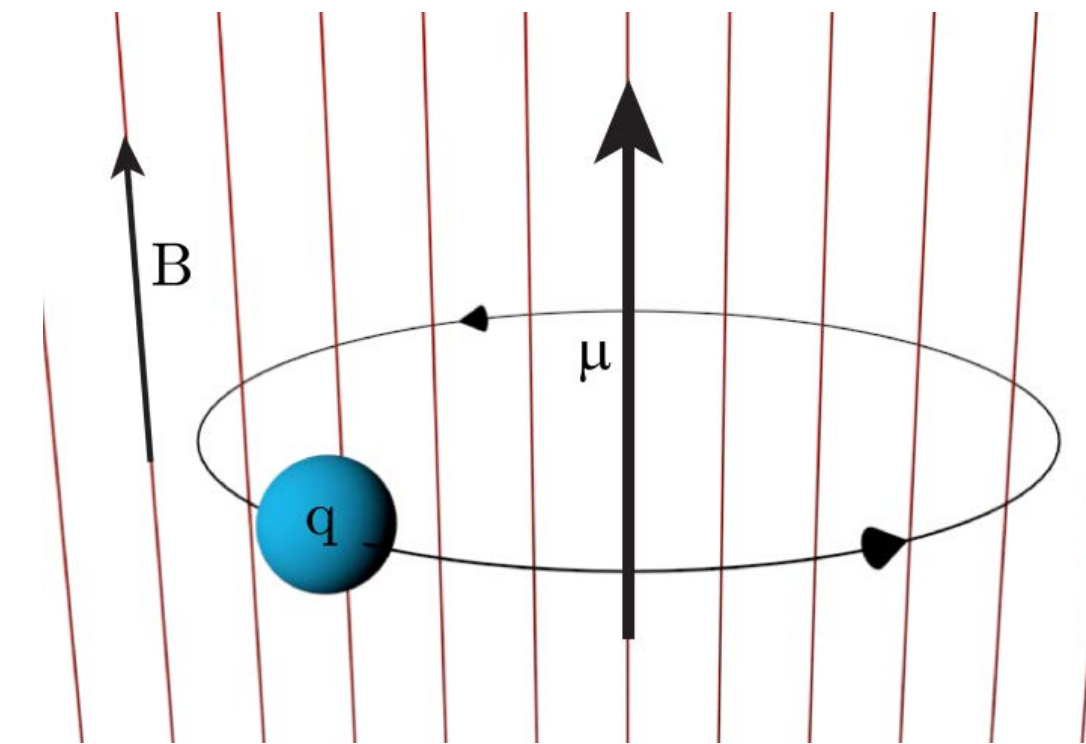


τ electric and magnetic dipole moments

EDM



MDM



Unveil or constrain NP effects

→ induced at multi-loop level and therefore highly suppressed in SM

→ NP contribution expected $\propto \frac{m_\ell}{\Lambda^2}$

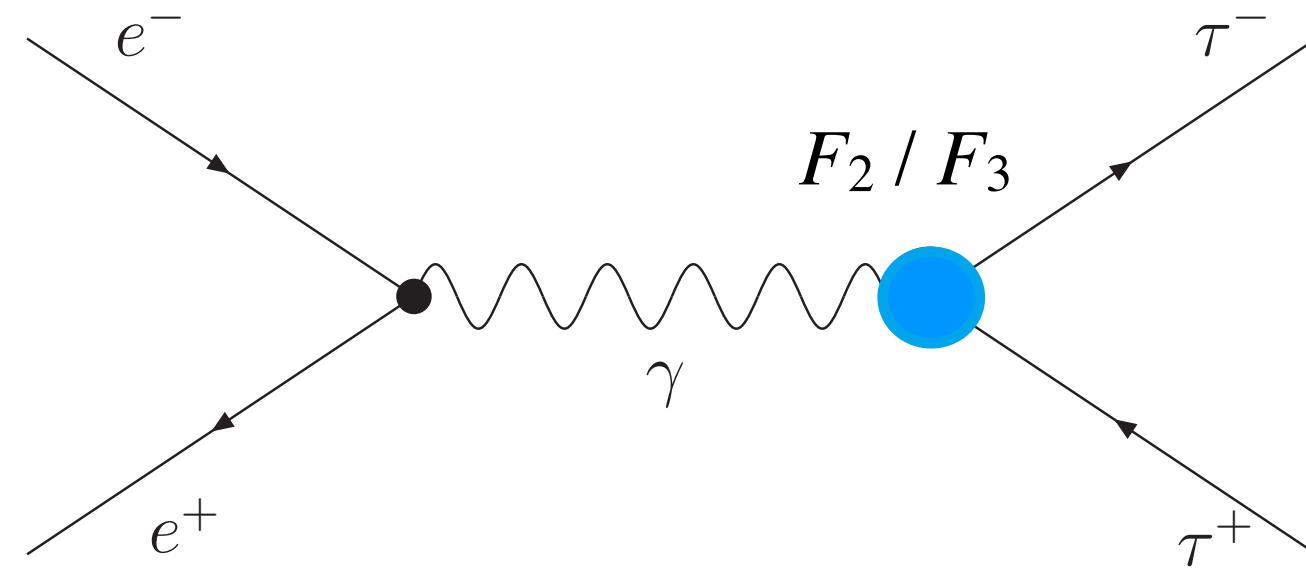
→ induced at one-loop level in SM

→ NP contribution expected $\propto \frac{m_\ell^2}{\Lambda^2}$

The lifetime is very short to measure its interaction with an electromagnetic field

EDM & MDM

When NP exists in the loop diagrams of the γ - τ interaction vertex, τ can possess extra EDM and/or MDM.



In EFT interactions between τ and photon

$$\Gamma^\mu(q^2) = F_1(q^2)\gamma^\mu + F_2(q^2)\frac{i\sigma^{\mu\nu}q_\nu}{2m_\tau} + F_3(q^2)\frac{\sigma^{\mu\nu}q_\nu\gamma_5}{2m_\tau}$$

- $F_1(q^2)$: Dirac form factor $F_1(0) = 1$
- $F_2(q^2)$: Pauli form factor $F_2(0) = a_\tau$
- $F_3(q^2)$: $F_3(0) = d_\tau \cdot 2m_\tau / eQ_\tau$

$$f_g := F_2(s)$$

$$f_d := F_3(s)$$

$\sqrt{s} = Y(4S) = 10.58 \text{ GeV}$

EDM probes CP-violating new physics

- SM prediction for EDM: $d_\tau = 10^{-37} \text{ ecm}$
- NP models predict $d_\tau = 10^{-19} \text{ ecm}$
- World best measurement from Belle - arXiv:2108.11543 -

$$-1.85 \times 10^{-17} < \Re(\tilde{d}_\tau) < 0.61 \times 10^{-17} \text{ ecm (95 \% CL)}$$

$$-1.03 \times 10^{-17} < \Im(\tilde{d}_\tau) < 0.23 \times 10^{-17} \text{ ecm (95 \% CL)}$$

MDM of the fast-decaying τ

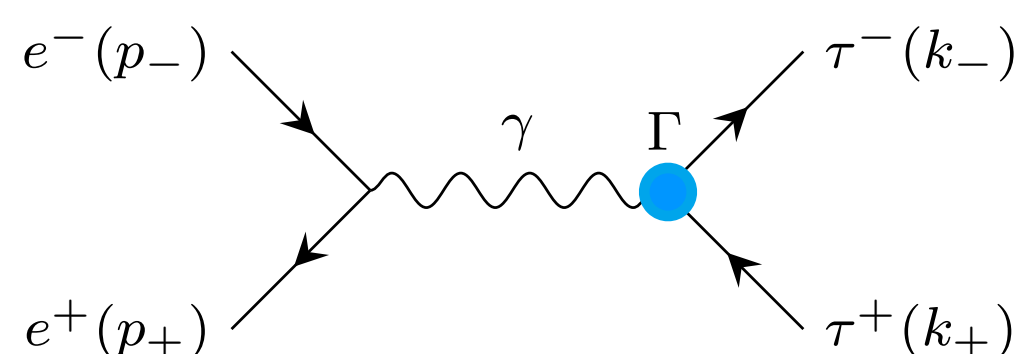
- SM prediction:

$$a_\tau^{\text{SM}} = a_\tau^{\text{QED}} + a_\tau^{\text{EW}} + a_\tau^{\text{HLO}} + a_\tau^{\text{HHO}} = 117\,721(5) \times 10^{-8}$$
- World best measurement from DELPHI - EPJ.C 35:159, 2004 -

$$-0.0052 < \tilde{a}_\tau < 0.013(95 \% \text{ CL})$$
- Every deviation assumed to stem from a_τ

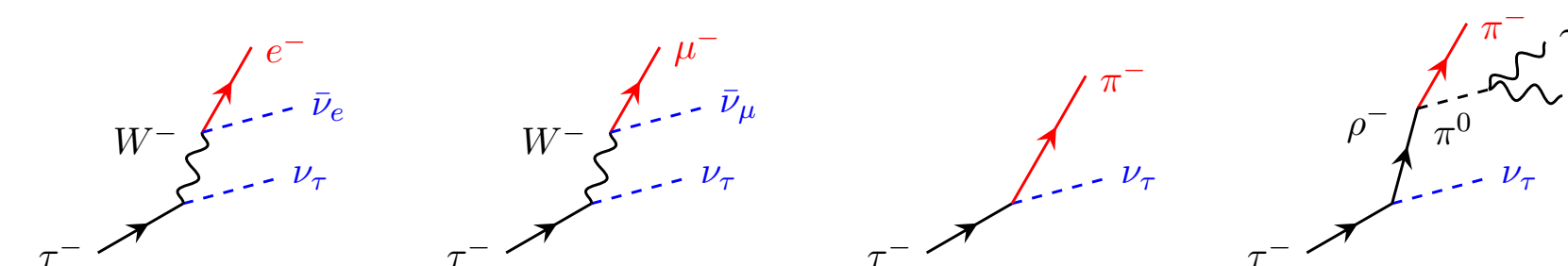
EDM & MDM from τ -pair production

τ pair production



Matrix element

$$-i M_{\alpha\beta,\rho\sigma}^\gamma = [\bar{v}_e^\rho(p_+) i e \gamma^\mu u_e^\sigma(p_-)] \times \frac{-i g_{\mu\nu}}{q^2} \times [\bar{u}_\tau^\beta(k_-) i e \Gamma^\nu_\tau u_\tau^\alpha(k_+)]$$



Decay modes

$$\frac{d\sigma}{d\Omega} \propto \sum_{\alpha\alpha'\beta\beta' = \pm 1/2} \underbrace{\chi_{\alpha\alpha'\beta\beta'}}_{\text{SDM}} [e^- e^+ \rightarrow \tau^- \tau^+] \times \underbrace{D_{\beta\beta'}}_{\tau^- \text{ decay}} [\tau^- \rightarrow a + X] \times \underbrace{D_{\alpha\alpha'}}_{\tau^+ \text{ decay}} [\tau^+ \rightarrow b + Y]$$

$$\chi_{\alpha\alpha'\beta\beta'} = \chi_{\alpha\alpha'\beta\beta'}^{\text{SM}} + \chi_{\alpha\alpha'\beta\beta'}^{\text{EDM}} (f_d) + \chi_{\alpha\alpha'\beta\beta'}^{\text{MDM}} (f_g)$$

no NP contribution

Extraction of anomalous EDM and MDM

- using the optimal observables

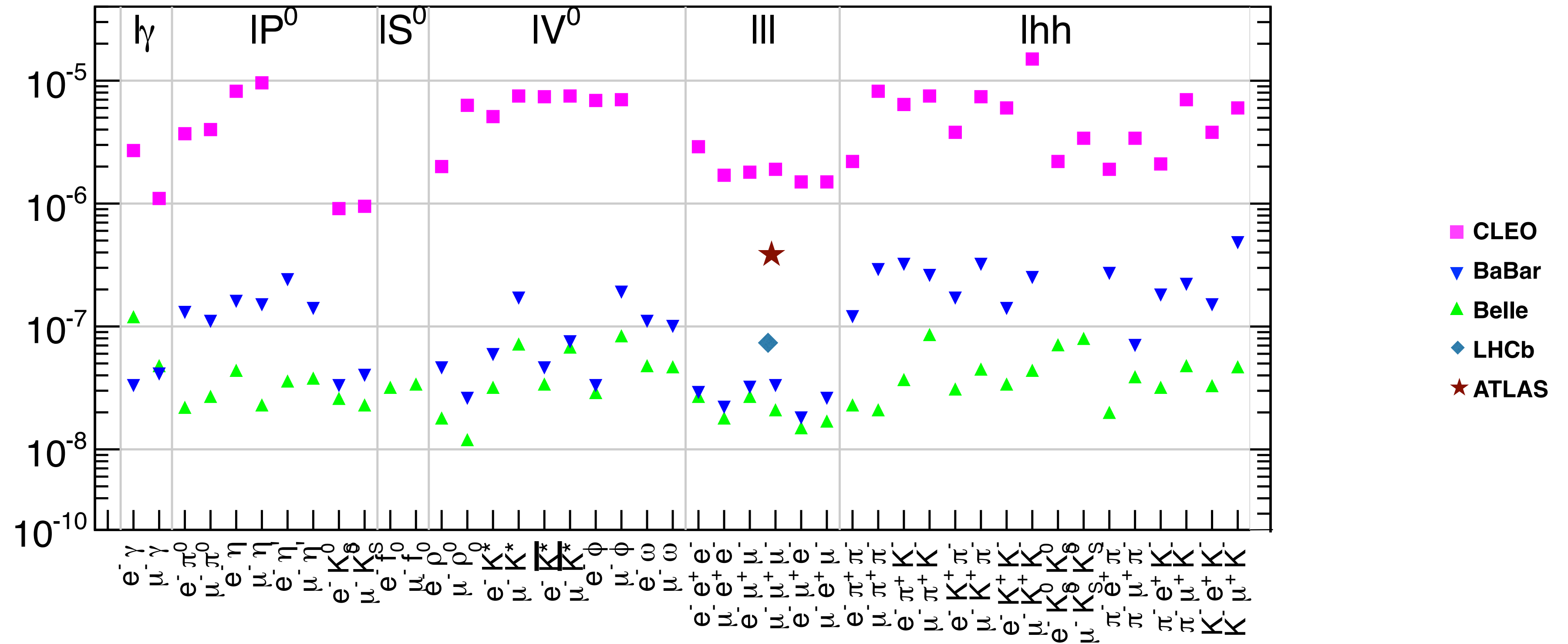
$$\mathcal{O}(f_k^{\text{SM}}) = \left(\frac{\partial \sigma_{\text{SM}}}{\partial \Omega} \right)^{-1} \cdot \frac{\partial \frac{\partial \sigma}{\partial \Omega}}{\partial f_k} \bigg|_{f_k = f_k^{\text{SM}}} \quad f_k \in \{\Re(f_g), \Im(f_g), \Re(f_d), \Im(f_d)\}$$

- provide the best statistical precision

Prospects @ Belle II

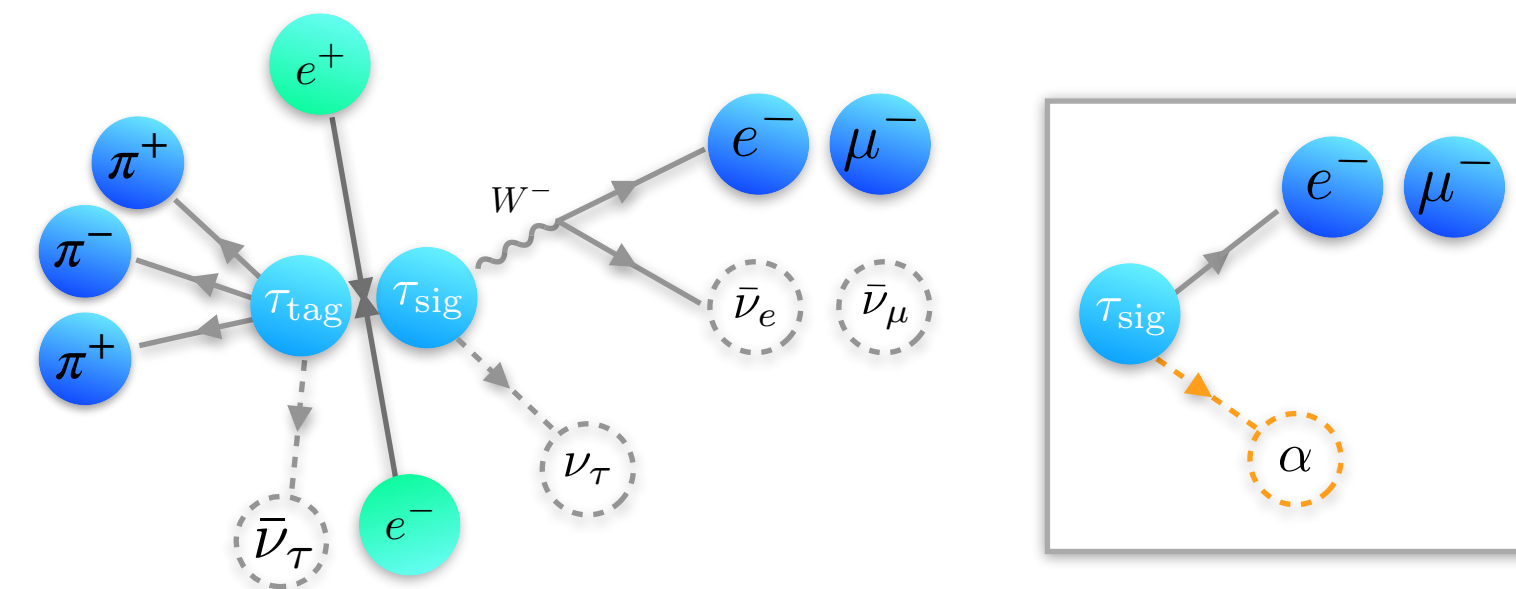
(with better tracking, PID, trigger simulation, etc...)

- EDM: significant improvements expected
- MDM: similar sensitivity as for EDM expected
- attention of the theorists is need for interpretation



Probe the existence of a new boson α in $\tau \rightarrow \ell \alpha$

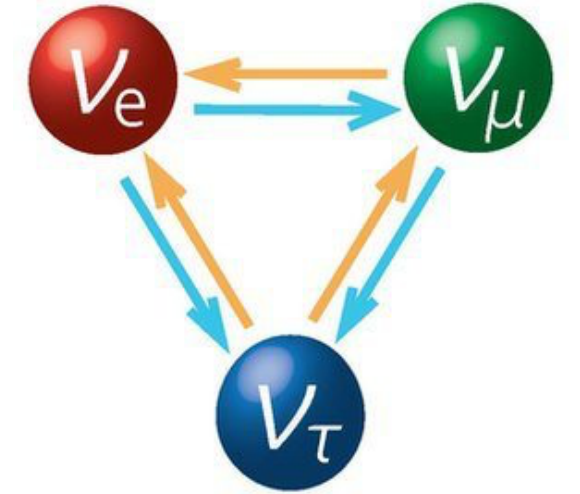
See slides of A. De Yta Hernandez



Lepton flavour and number conservation

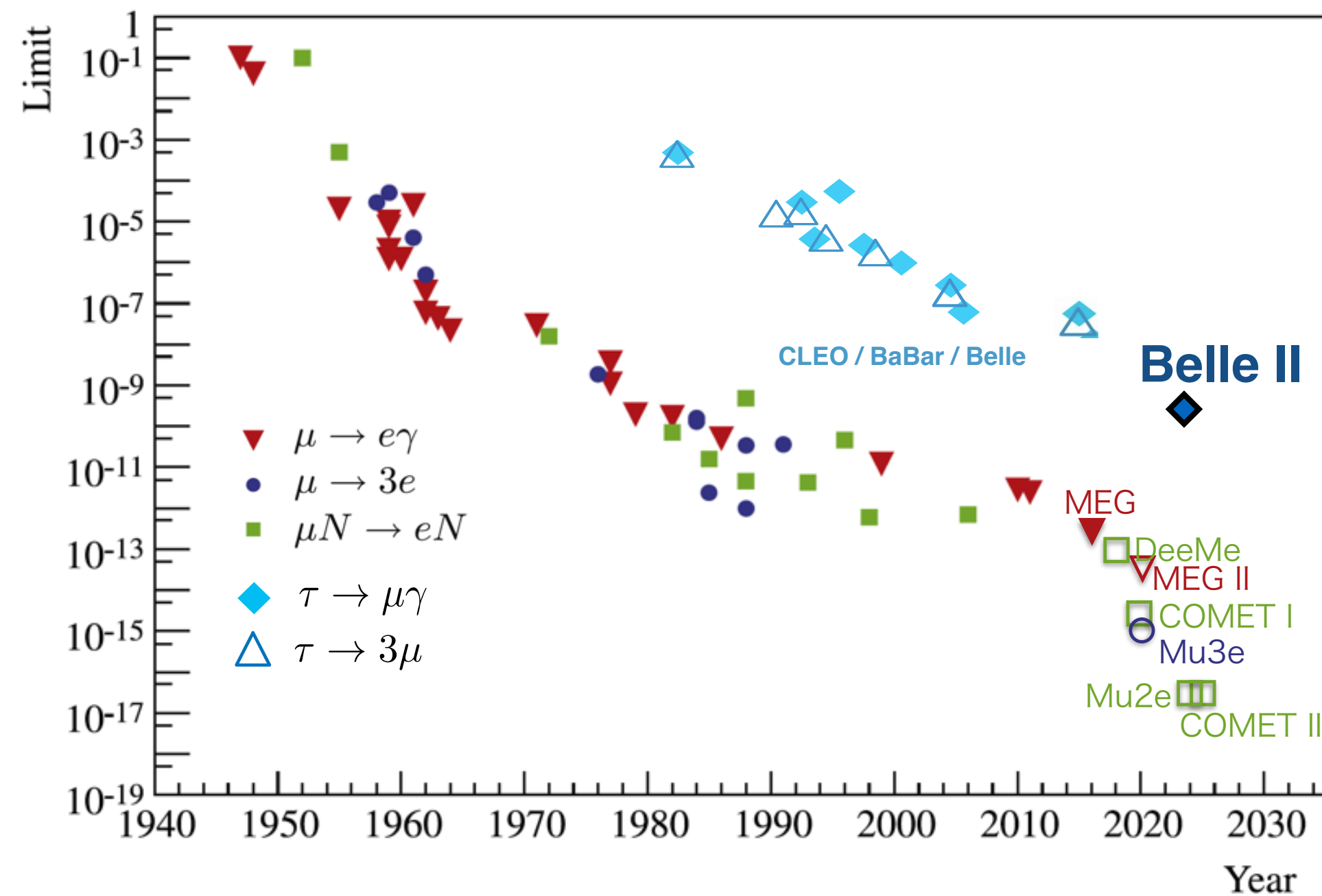
Conservation of the individual lepton-flavour and the total lepton numbers within the SM ($m_\nu = 0$)

$$G_{SM}^{global} = U(1)_B \times U(1)_{L_e} \times U(1)_{L_\mu} \times U(1)_{L_\tau}$$

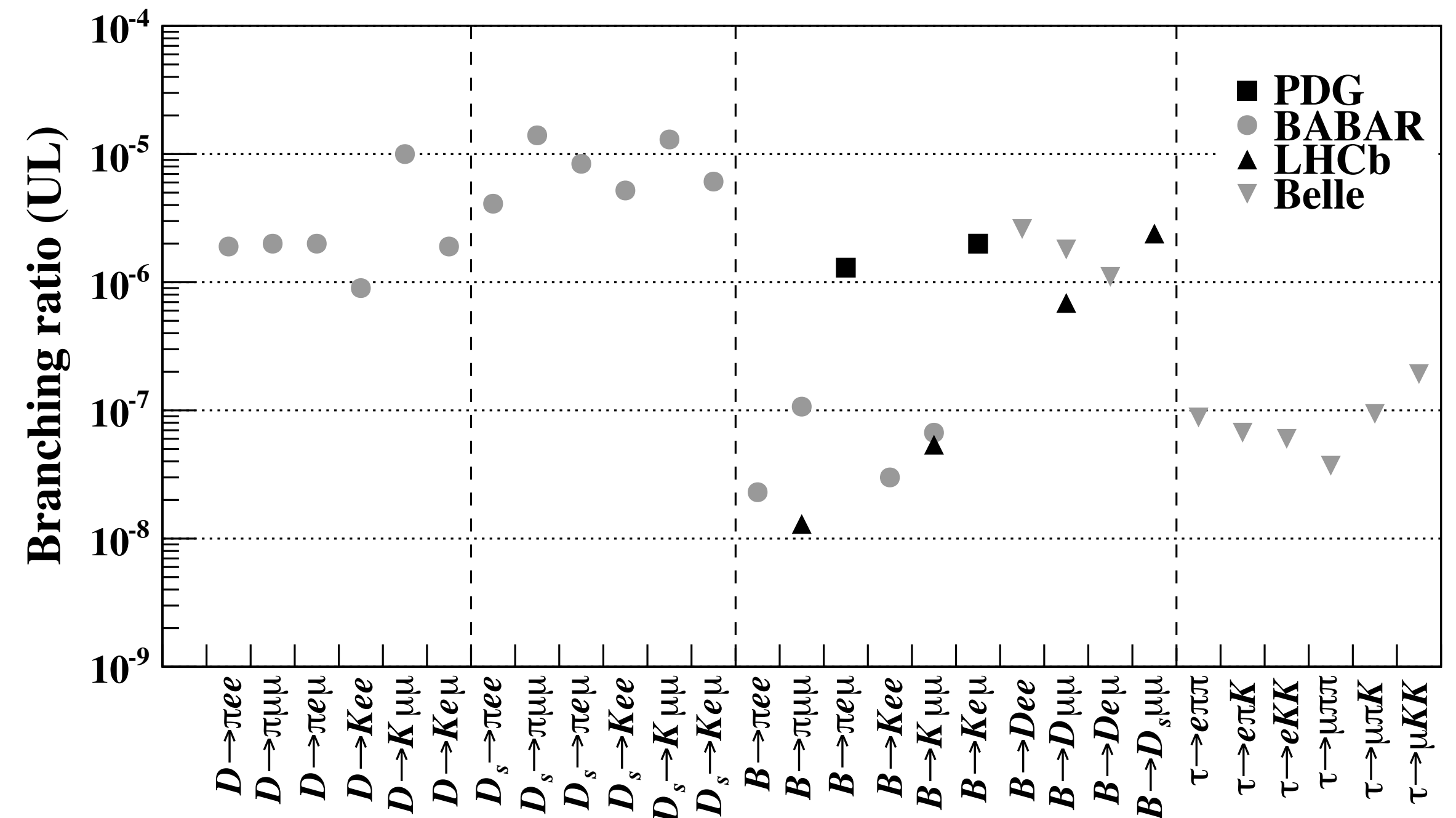


→ The observation of neutrino oscillations as a first sign of LFV beyond the SM!

What about charged leptons?



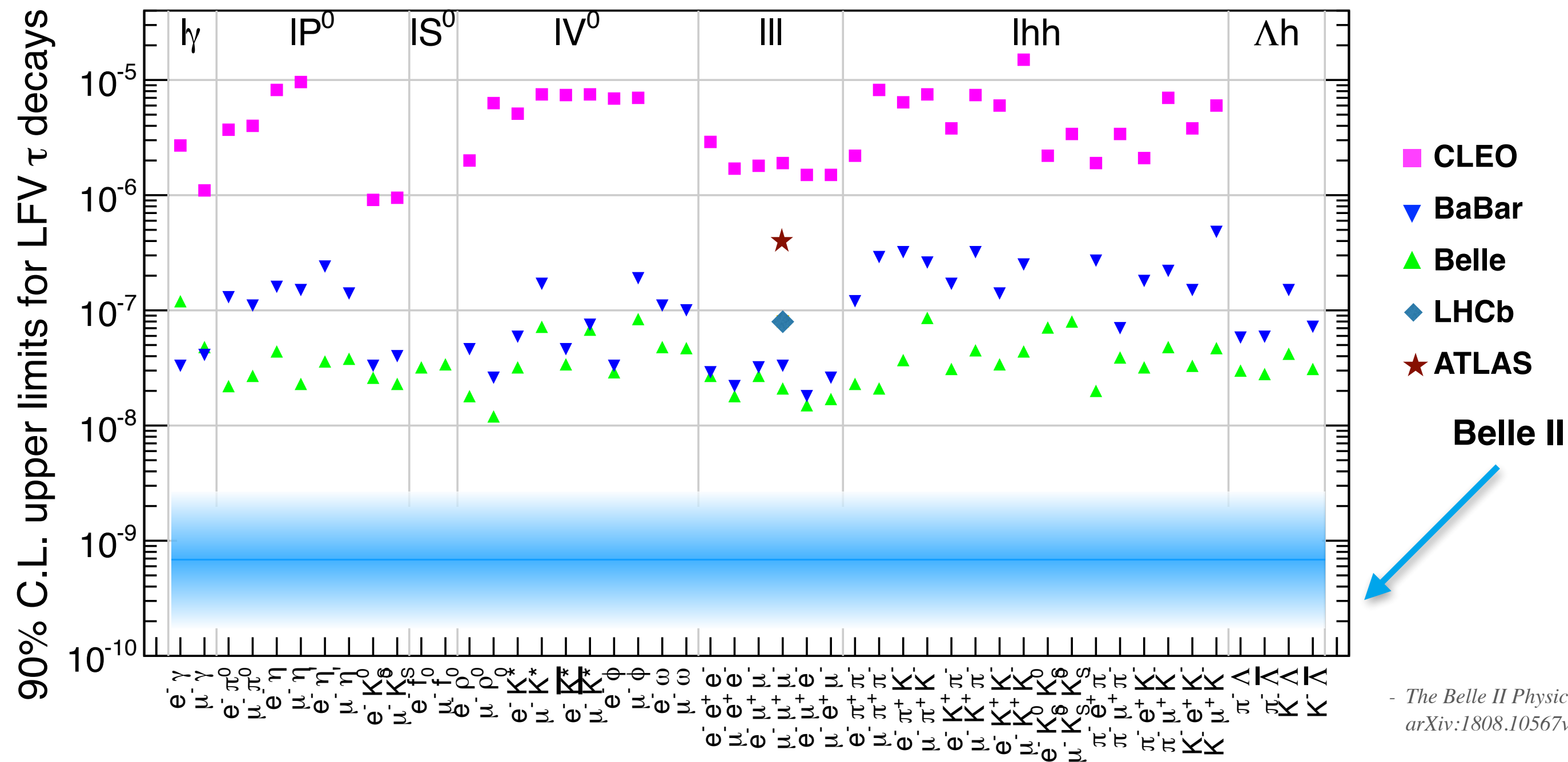
Are neutrinos Dirac ($|\Delta L| = 0$) or Majorana ($|\Delta L| = 2$) particles?



Observation of LFV or LNV will be a clear signature of NP!

Perspectives at Belle II

... mostly occurred at the B-factories



Test the SM in a variety of ways

- ➔ radiative ($\tau \rightarrow \ell \gamma$)
- ➔ leptonic decays ($\tau \rightarrow \ell \ell \ell$)
- ➔ a large variety of LFV and LNV semi-leptonic decays
- ➔ $\tau \rightarrow \mu$ and $\tau \rightarrow e$: test of the lepton flavour structure

- ➔ One of the factors pushing up the sensitivity of probes is the increase of the luminosity
- ➔ Equally important is the increase of the signal detection efficiency
 - ➔ high trigger efficiencies; improvements in the vertex reconstruction, charged track and neutral-meson reconstructions, particle identification, refinements in the analysis techniques...

The searches at Belle II will push the current bounds further by more than one order of magnitude

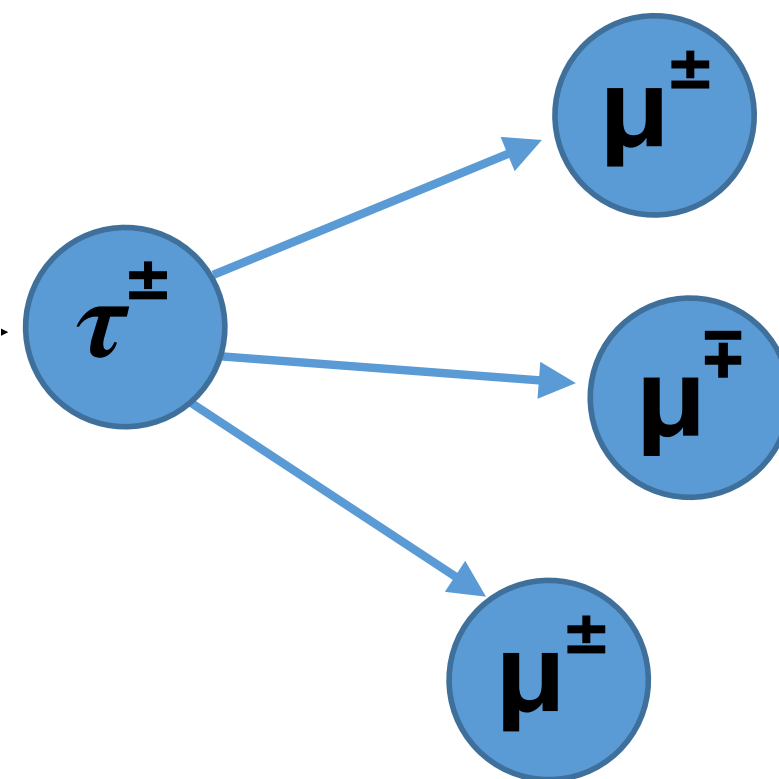
$\tau \rightarrow \mu\mu\mu$

Signal-background discrimination using kinematics of the event

μ ID - the most powerful discriminating variable

Momentum dependent optimisation of the μ ID requirement

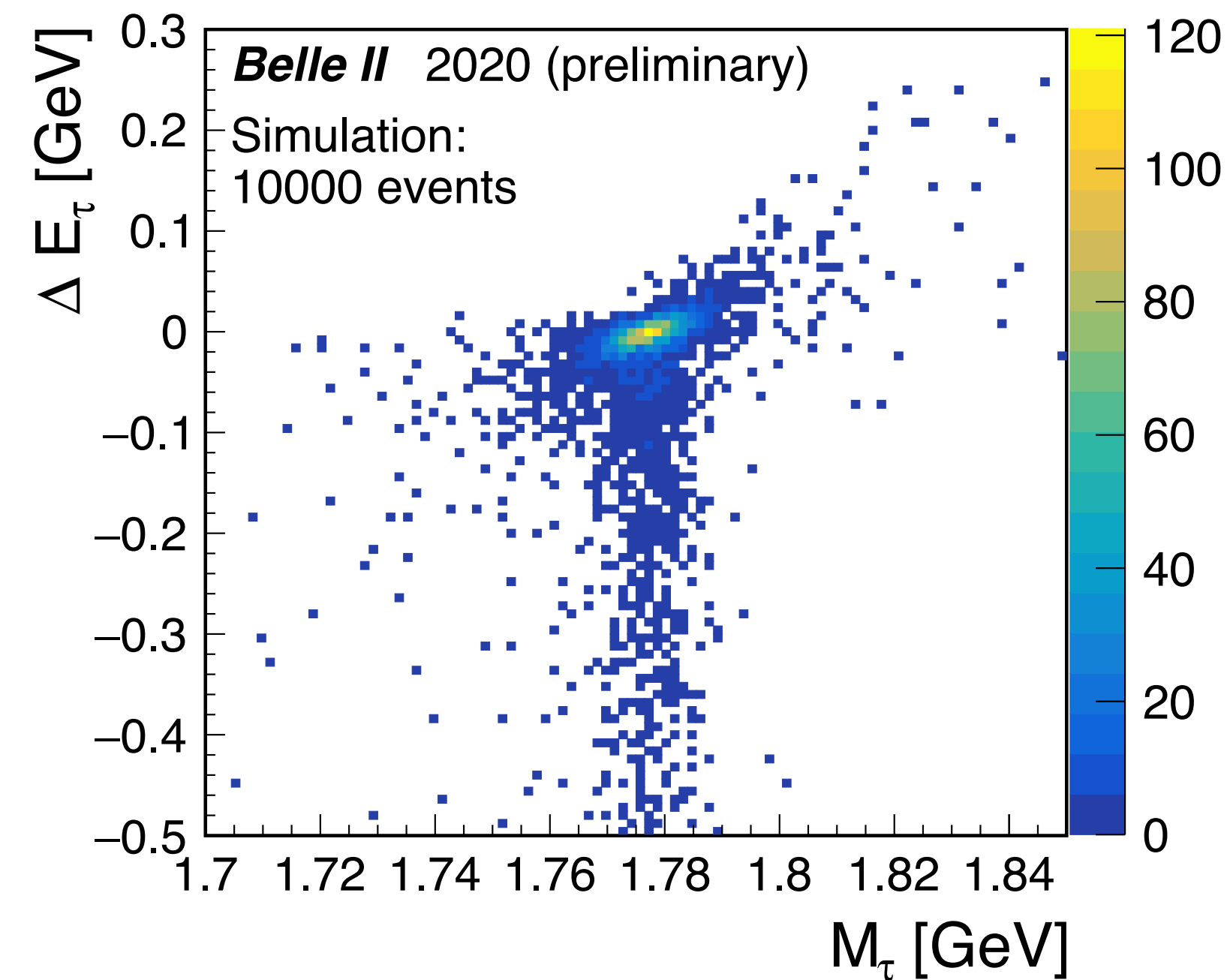
- $P_\mu < 0.7$ GeV
 - μ do not reach the μ detector (KLM)
- $0.7 < P_\mu < 1$ GeV
 - μ reach KLM but not many layers are crossed
- $P_\mu > 1$ GeV
 - μ reach KLM and many layers are crossed



Other requirement used @Belle but not @Belle II:

- μ veto on tag track
- $P_\mu > 0.6$ GeV

Higher efficiency is foreseen @Belle II than @Belle or @BaBar



Two independent variables:

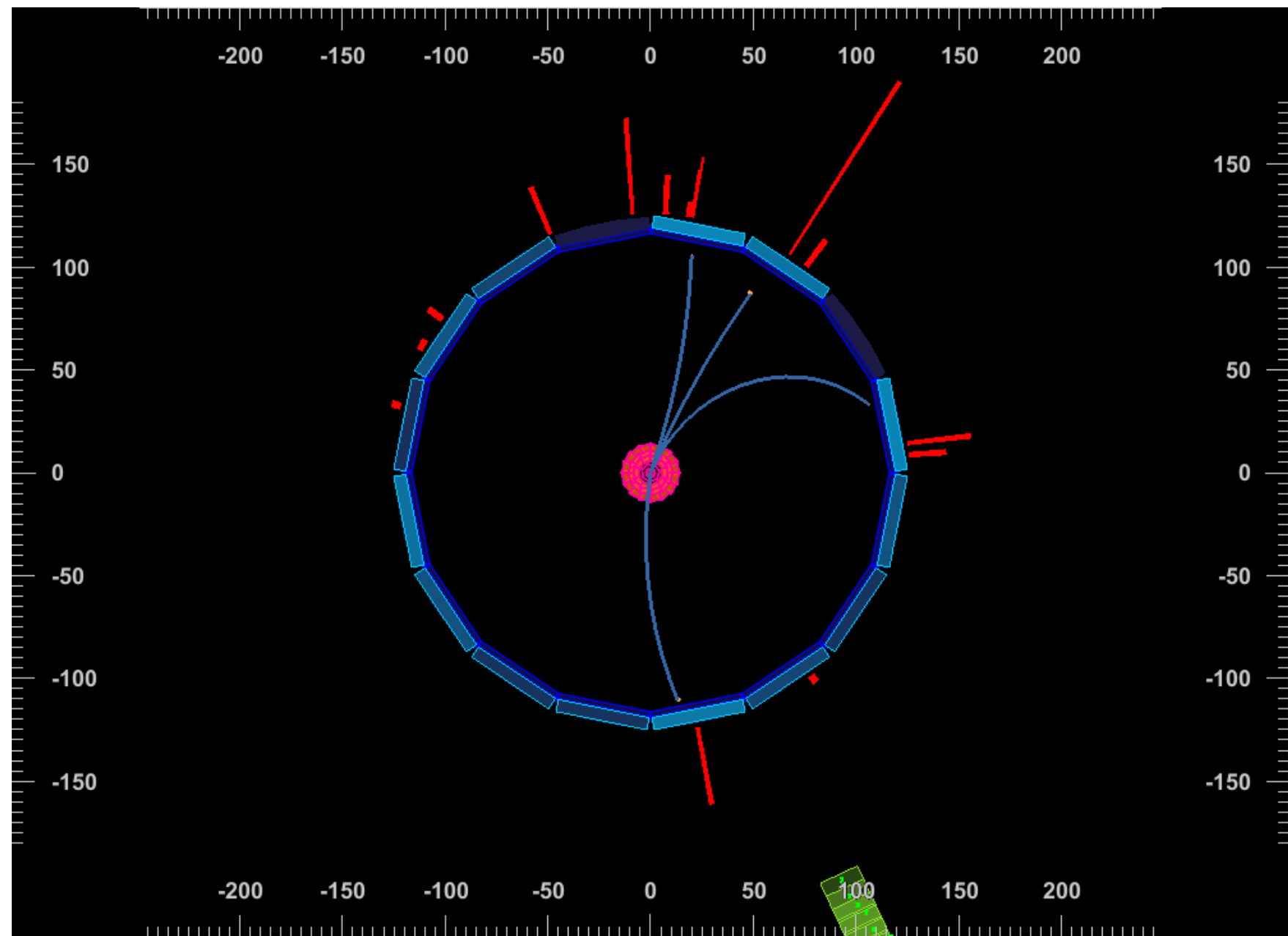
$$M_\tau = \sqrt{E_{\mu\mu\mu}^2 - P_{\mu\mu\mu}^2}$$

$$\Delta E = E_{\mu\mu\mu}^{CMS} - E_{beam}^{CMS}$$

- For signal → ΔE close to 0 and $M_{\mu\mu\mu}$ close to τ mass

Summary

e^+e^- annihilation data is ideal for precision measurements and NP searches in τ physics!



Belle II experiment started

- ➔ Achieved world record luminosity $L = 3.1 \times 10^{34} \text{cm}^{-2}\text{s}^{-1}$
- ➔ Will provide the world largest number (5×10^{10}) of $e^+e^- \rightarrow \tau^+\tau^-$ events
- ➔ **Precision measurements**
 - ➔ promising results on **τ mass, lifetime and LFU** with the early data
- ➔ **NP searches**
 - ➔ **$\tau \rightarrow \mu\mu\mu$** shows the potential of LFV searches @ Belle II
- ➔ Many more analysis in progress

Belle II will be the major player in τ physics in the near future!