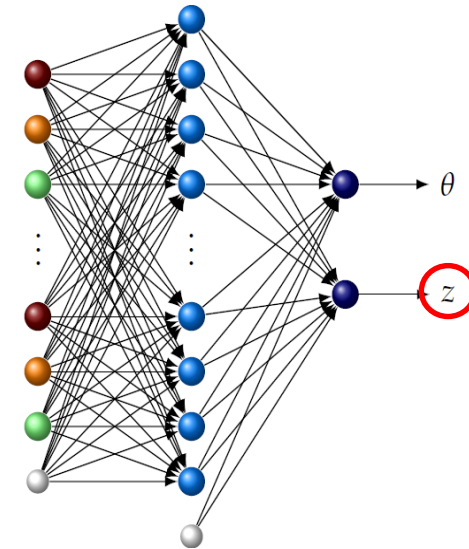
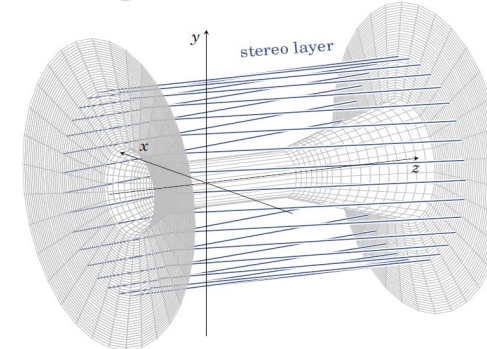
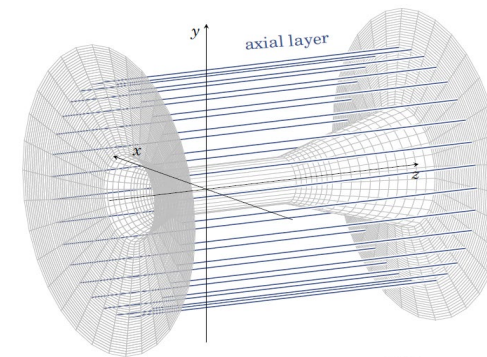


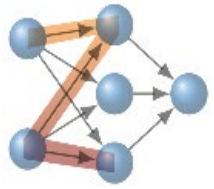
The Neural Network First-Level Hardware Track Trigger of the Belle II Experiment

Christian Kiesling
Max-Planck-Institute for Physics

Overview:

- SuperKEKB & Belle II's „Conventional“ Track Trigger
- Principles of the Neural Approach to Track Triggers
- Physics-motivated Preprocessing of Input Variables
- Performance of the Neural Track Trigger,
-> Launch of a Minimum Bias Single Track Trigger (STT)
- Problems and Solutions -> Upgrade program
- Summary and Conclusions

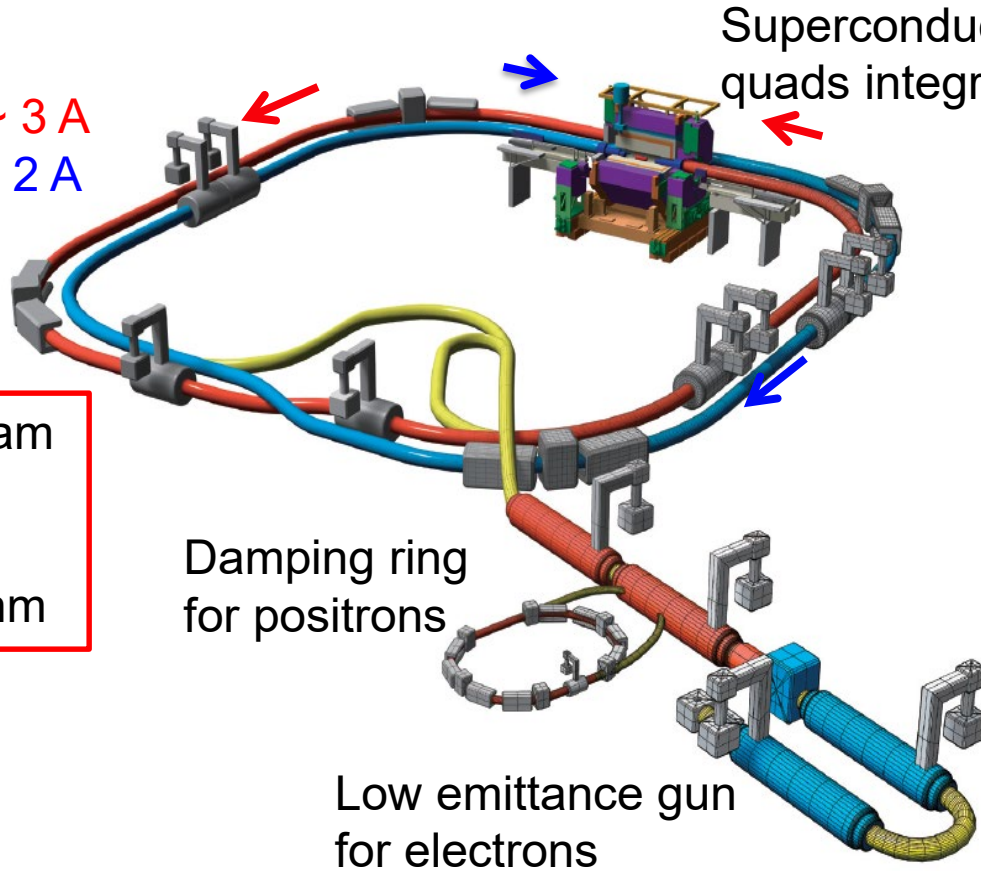




SuperKEKB & Belle II



e^+ 4GeV ~ 3 A
 e^- 7GeV ~ 2 A

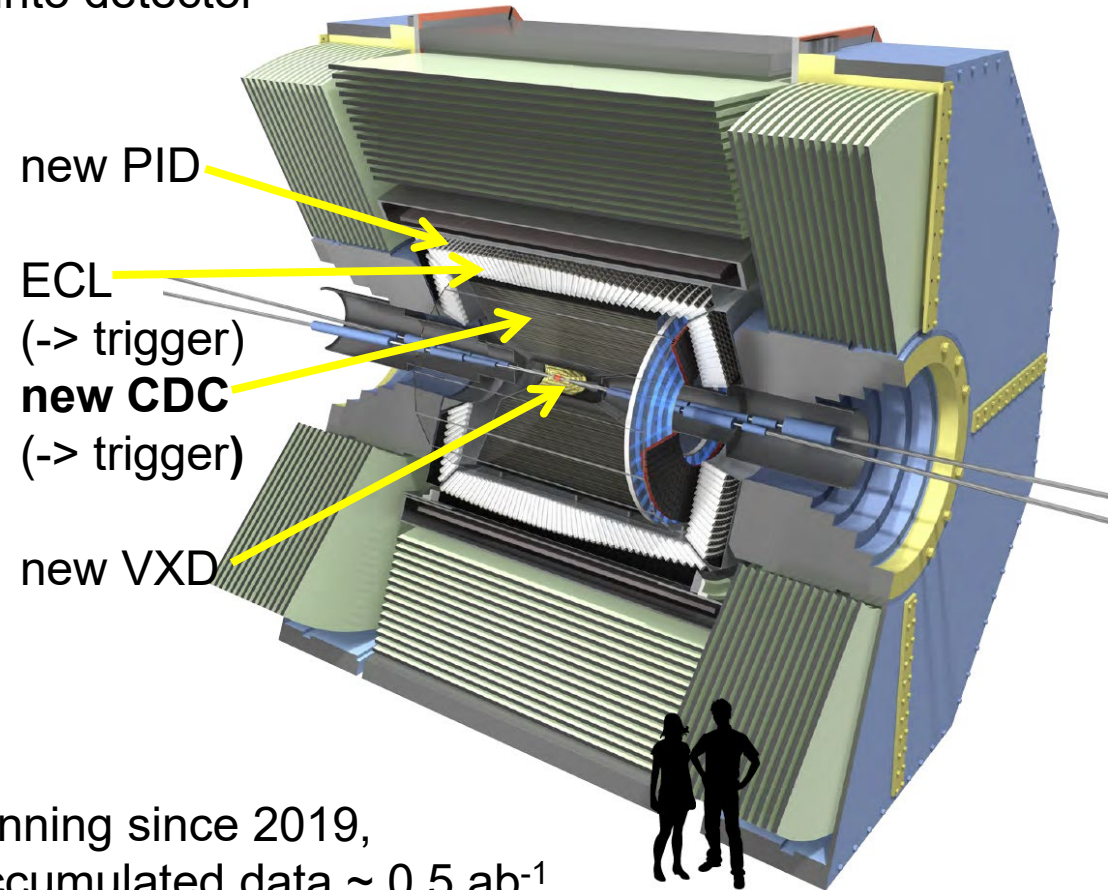


Nano-beam scheme:
 $\sigma_y \sim 50 \text{ nm}$

target $\mathcal{L} = 6 \times 10^{35} / \text{cm}^2 / \text{s}$

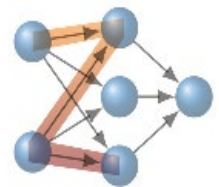
located @ KEK, Tsukuba, Japan

Superconducting final focusing quads integrated into detector

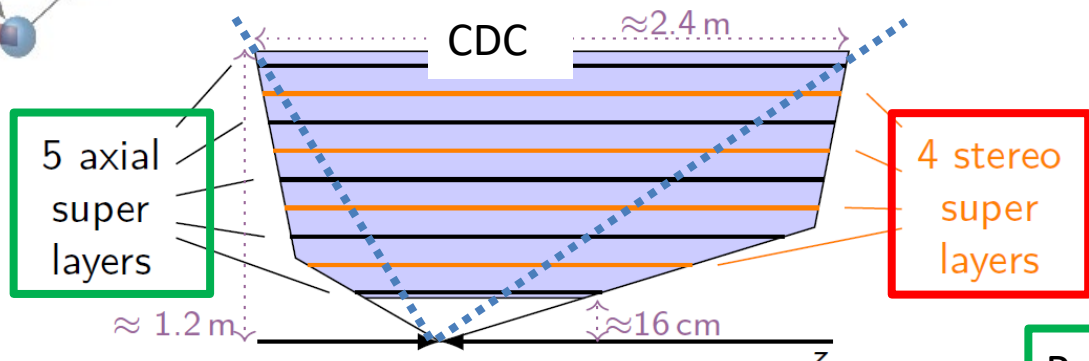


running since 2019,
accumulated data $\sim 0.5 \text{ ab}^{-1}$

peak luminosity $\mathcal{L} = 4.7 \times 10^{34} / \text{cm}^2 / \text{s}$
 $I(e^+ / e^-) = (1.4 / 1.2 \text{ A})$, $\beta^* = 1 \text{ mm}$

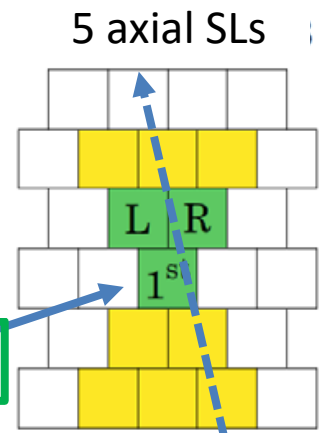


The „Conventional“ Belle II L1 Track Trigger („2D“)



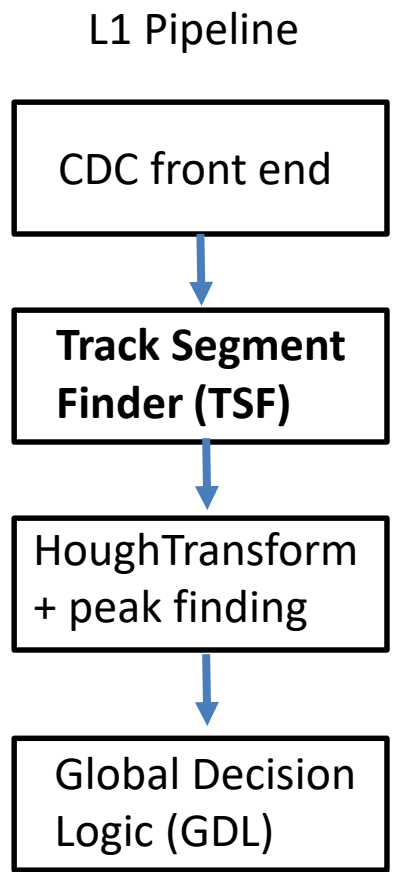
- ▶ 56 layers combined to 9 super layers (SL)
- ▶ 2336 track segments (TS) in 9 SL

Track Segments:
Hit patterns compatible with traversing track (LUT)



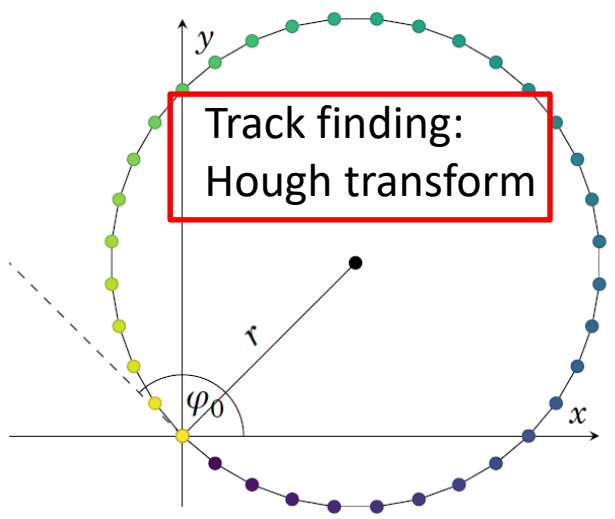
Priority wire = „hit“

Axial track segments (ATS) R/L



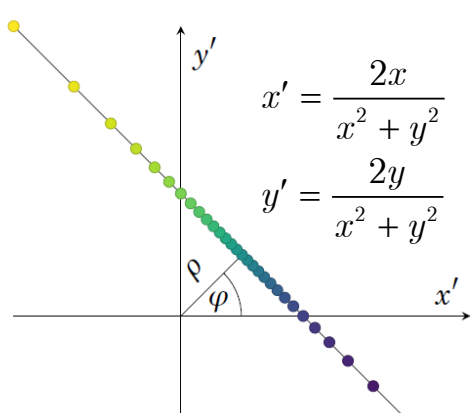
algos on FPGA boards „UT(3)“
Virtex 6 XC6VHX380/565T

geometrical space



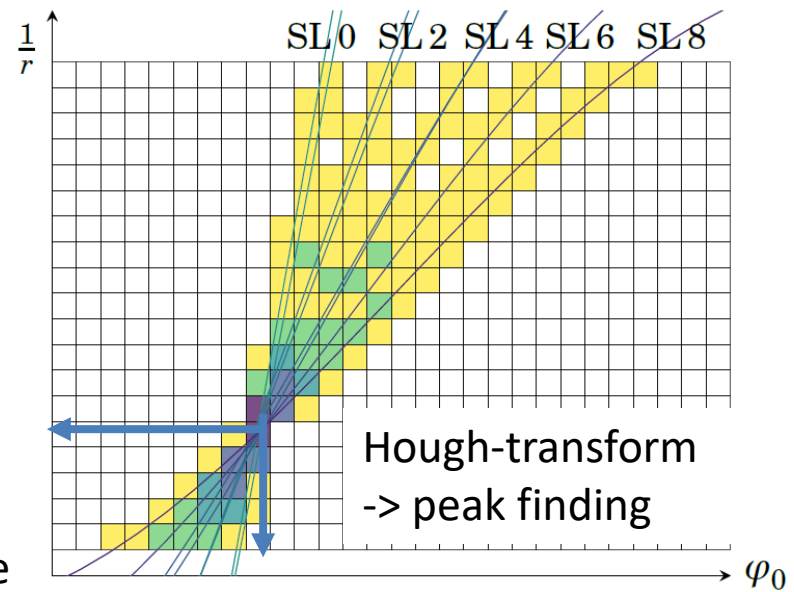
Tracks from IP by definition

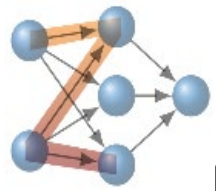
conformal space



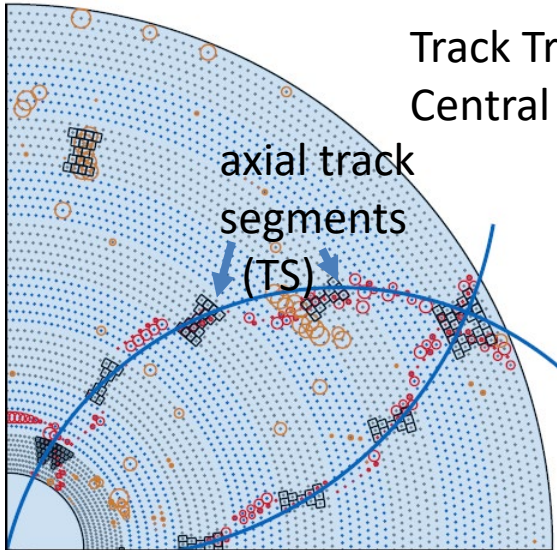
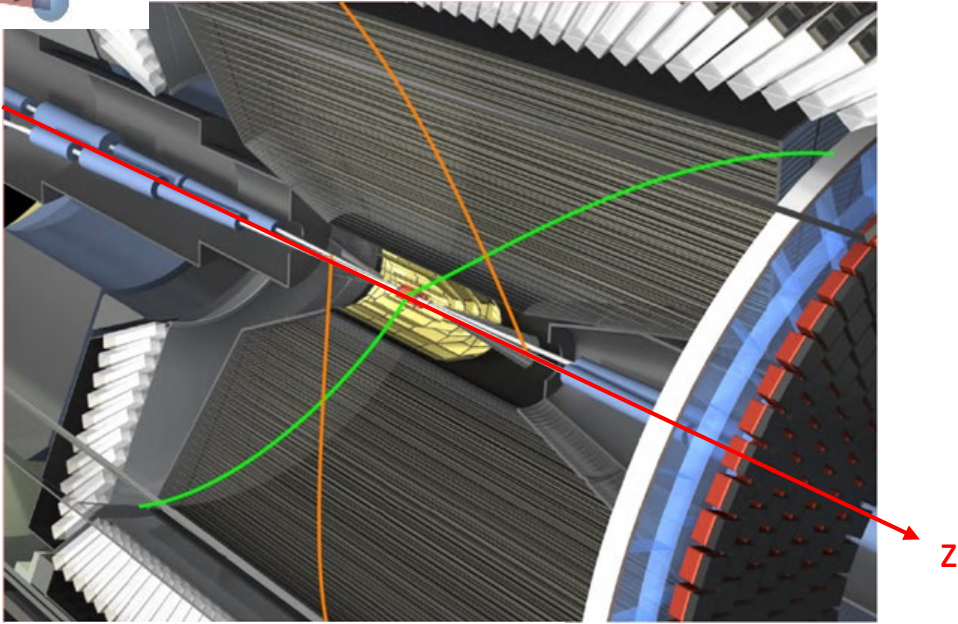
Each {hit + IP} produces a set of $[1/r, \varphi]$ points, basically on a straight line

parameter space





Challenge of the Conventional Track Trigger

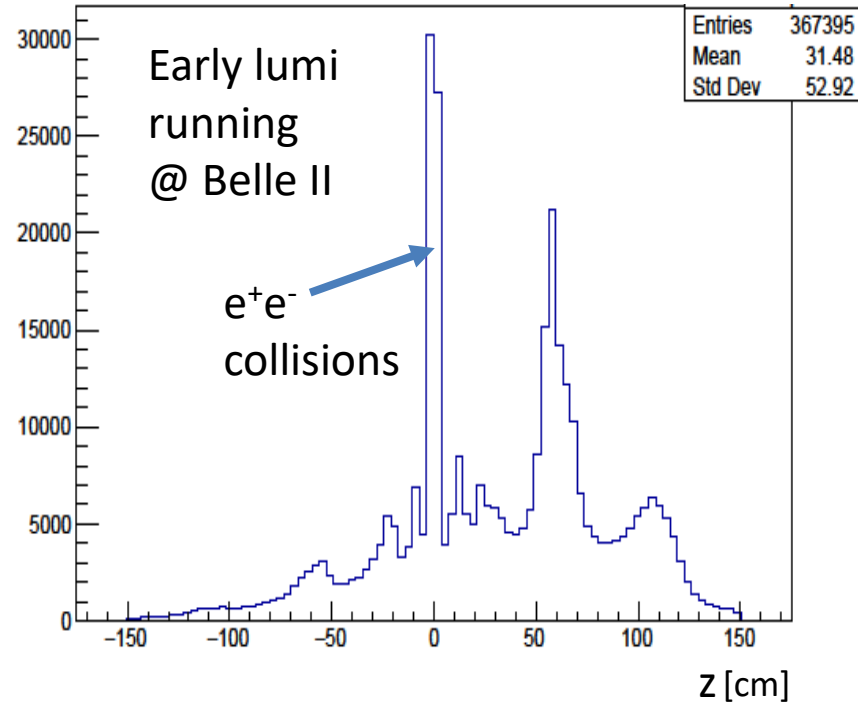


Track Trigger derived from Central Drift Chamber:

Belle II:
Initially, track trigger only in 2D, using Hough transforms

2D tracks ≥ 2

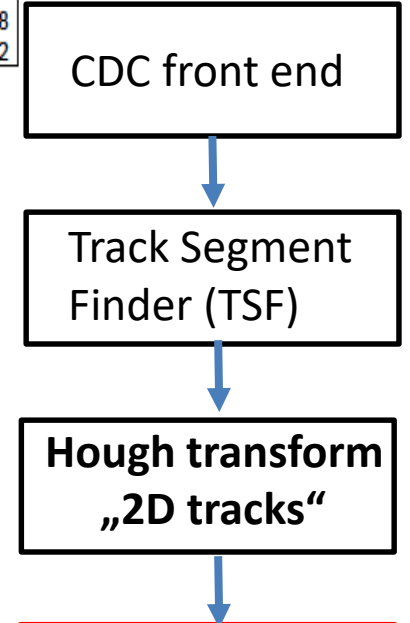
z-vertex distribution (offline) :



Majority of tracks from „obstacles“ outside of the interaction region (IP) ($|z| \gg 1$ cm): only $\sim 10\%$ from IP

→ „z-vertex“ trigger mandatory

L1 Pipeline

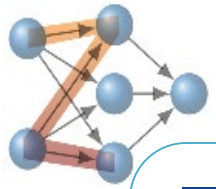


3D track fit:
iterative process

- Latency ??
- precision ??

-> Machine Learning

5 μ s



AI Trigger Group at Belle II



KIT ITIV

- Marc Neu
- Kai Unger
- **Jürgen Becker**



KIT ETP

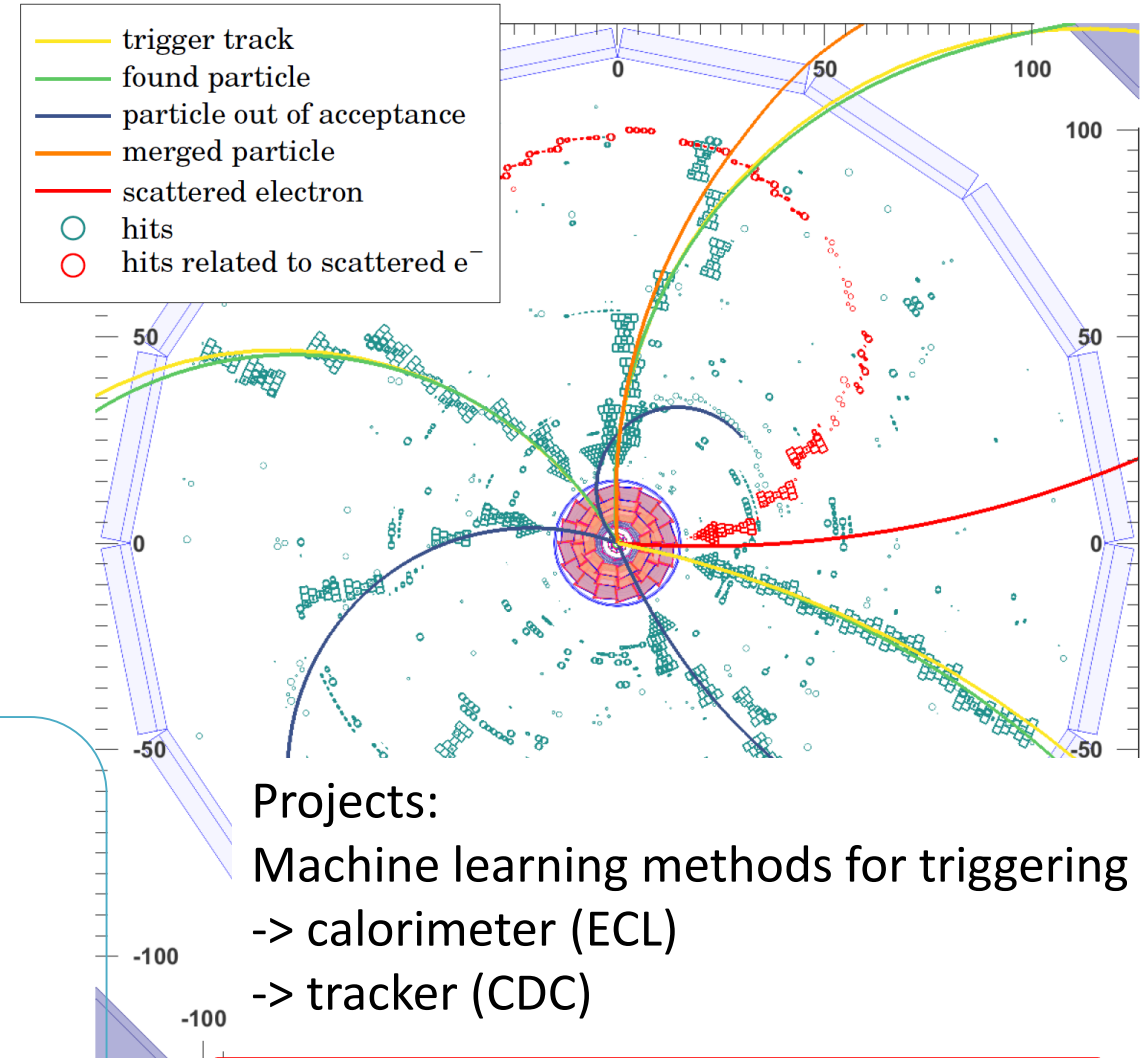
- Lea Reuter
- Greta Heine
- Slavomira Stefkova
- **Torben Ferber**



MAX-PLANCK-GESELLSCHAFT

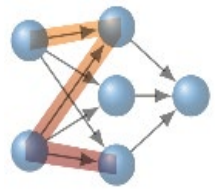
MPI / LMU / TUM

- Felix Meggendorfer
- Simon Hiesl
- Timo Forsthofer
- **Christian Kiesling**
- Alois Knoll

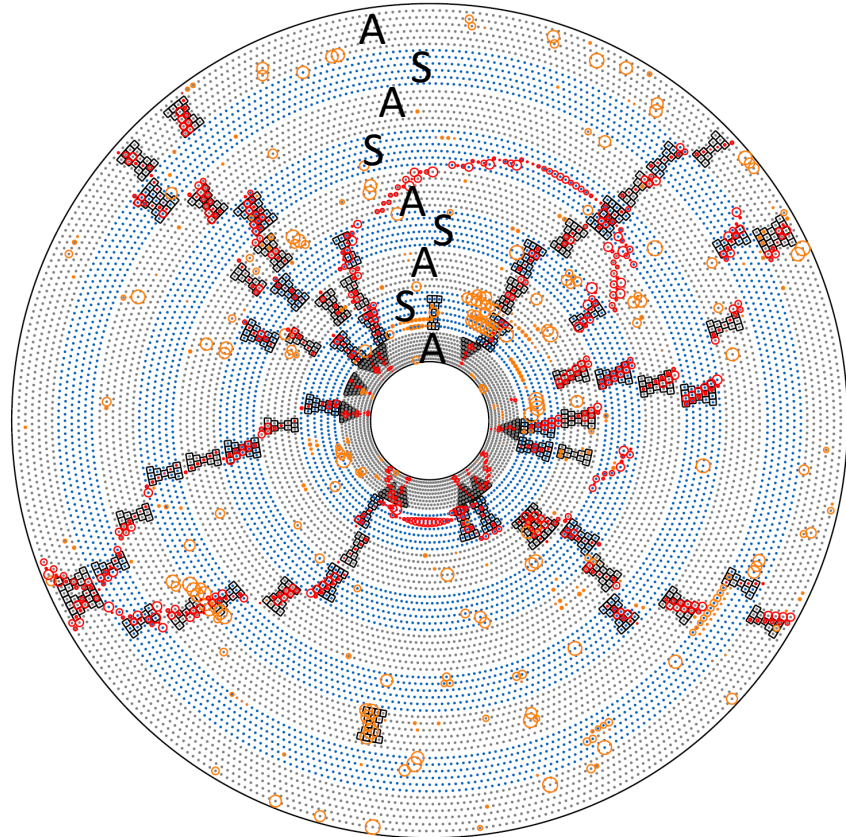
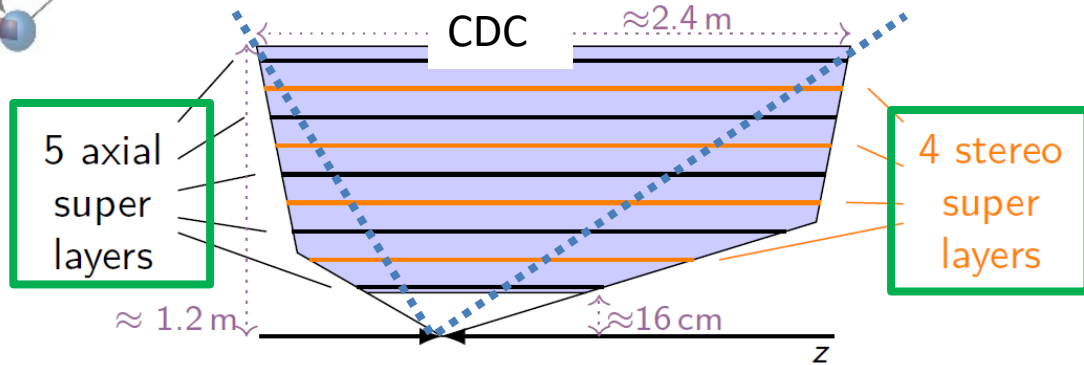


Projects:
 Machine learning methods for triggering
 -> calorimeter (ECL)
 -> tracker (CDC)

here: Neural Network „z“ Trigger @L1



Principle of the Neural L1 Track Trigger



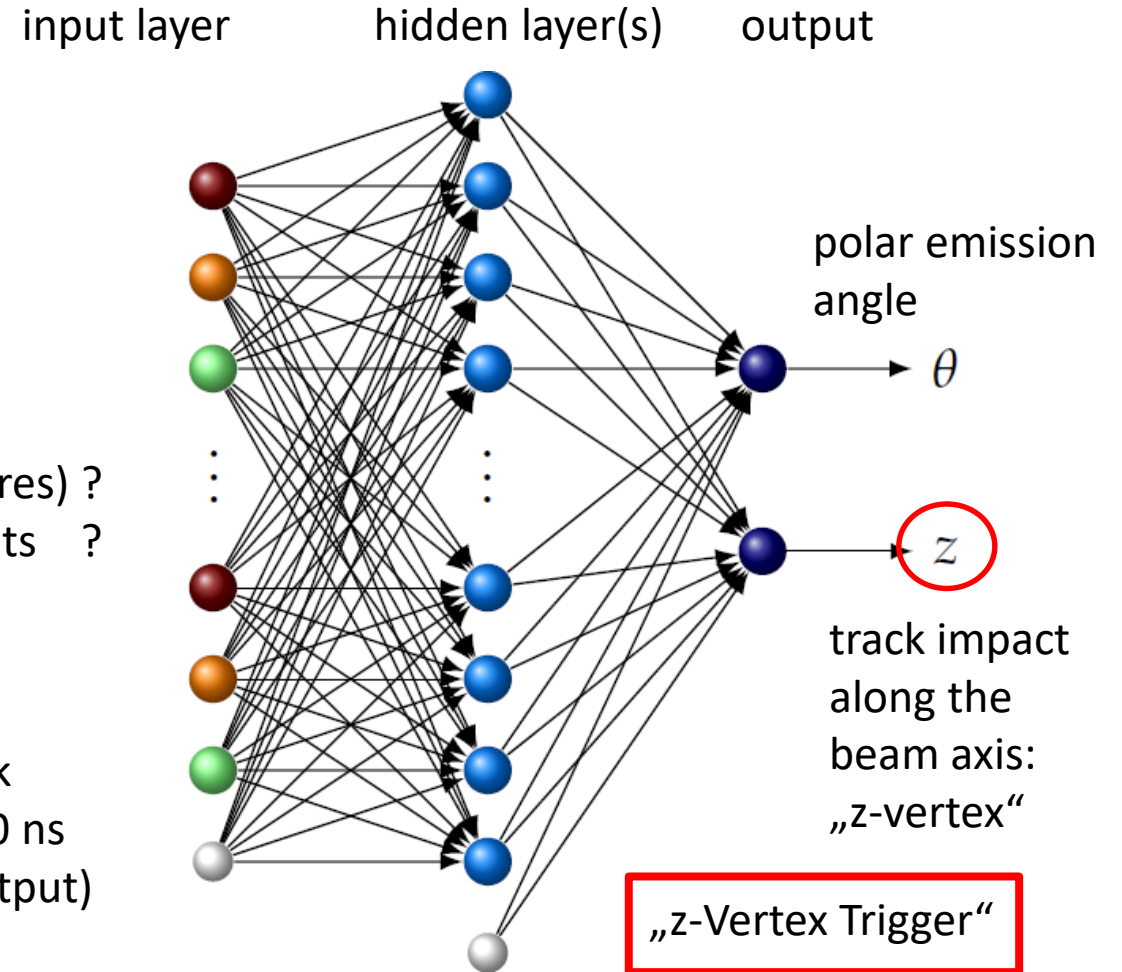
Central question:

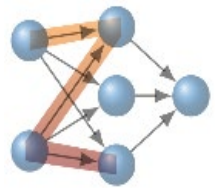
What are the input variables:

- entire „picture“ (wires) ?
- set of track segments ?
- ?

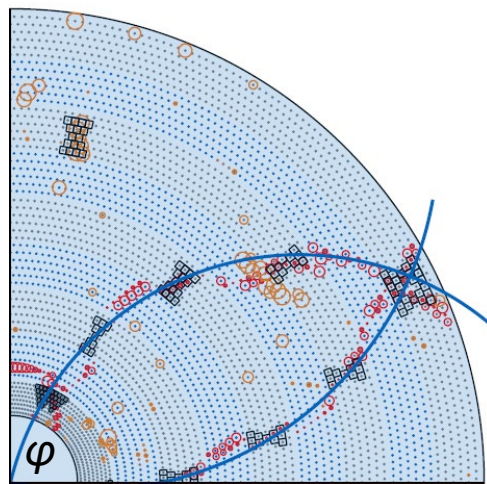
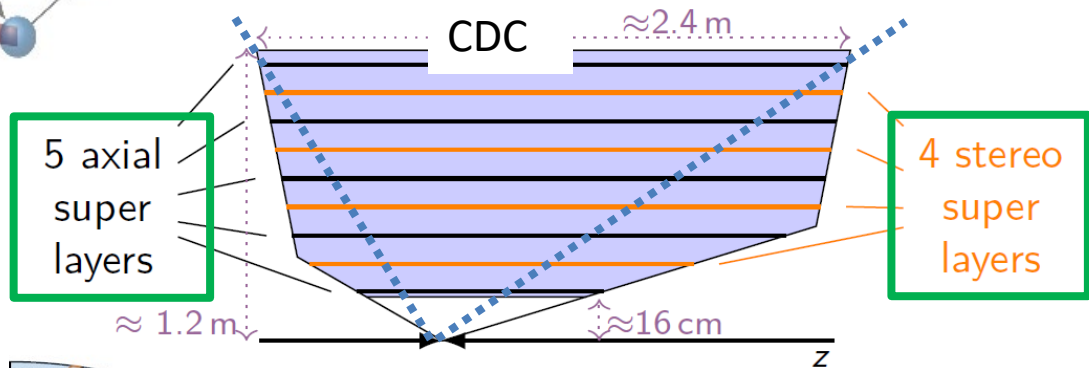
Note:
total latency for track reconstruction ~ 700 ns
(starting with TSF output)

Architecture for each track candidate
(networks to solve a regression task)





Input Preprocessing & Neural Networks



Target: tracks = well-known geometrical objects

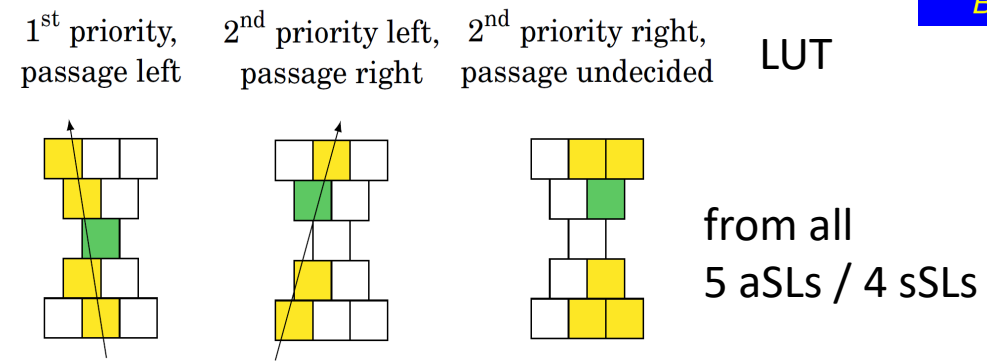
patterns in known B-field:

- helices in space
- circles in transverse plane

„Natural input“: 2D track candidates in each of 4 quadrants from Hough transforms (-> azimuth φ and $1/R = 1/p_T$)

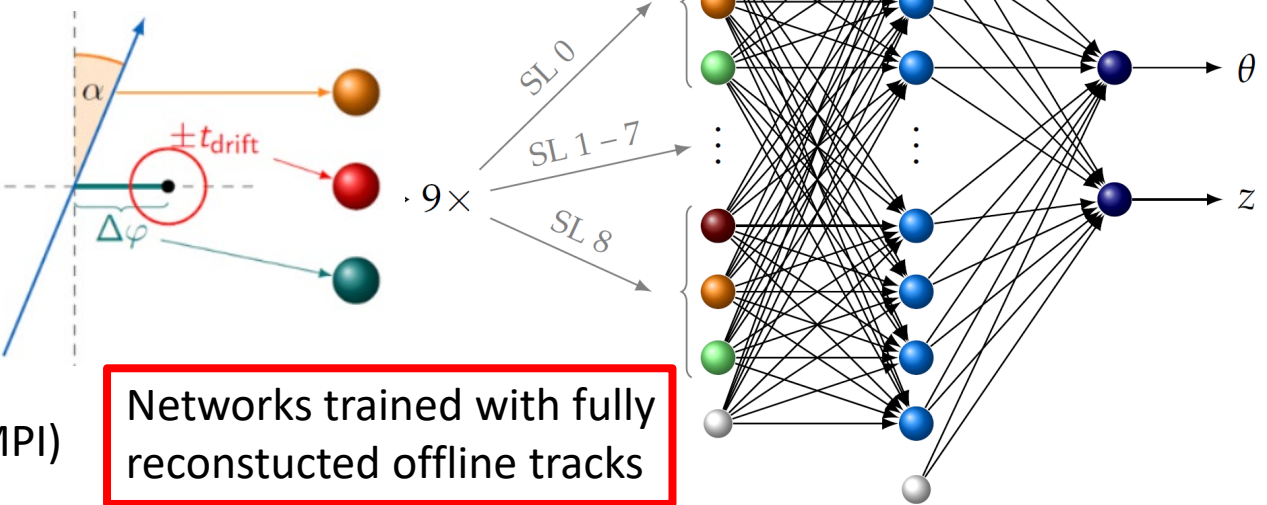
- calculate crossing angle α through TS
- determine „sign“ of drifttime (from wire pattern in TS)

Felix Megendorfer (TUM/MPI)

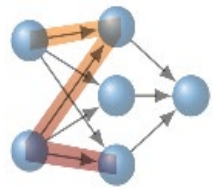


3 preprocessed inputs per TS in each of the 9 SLs:

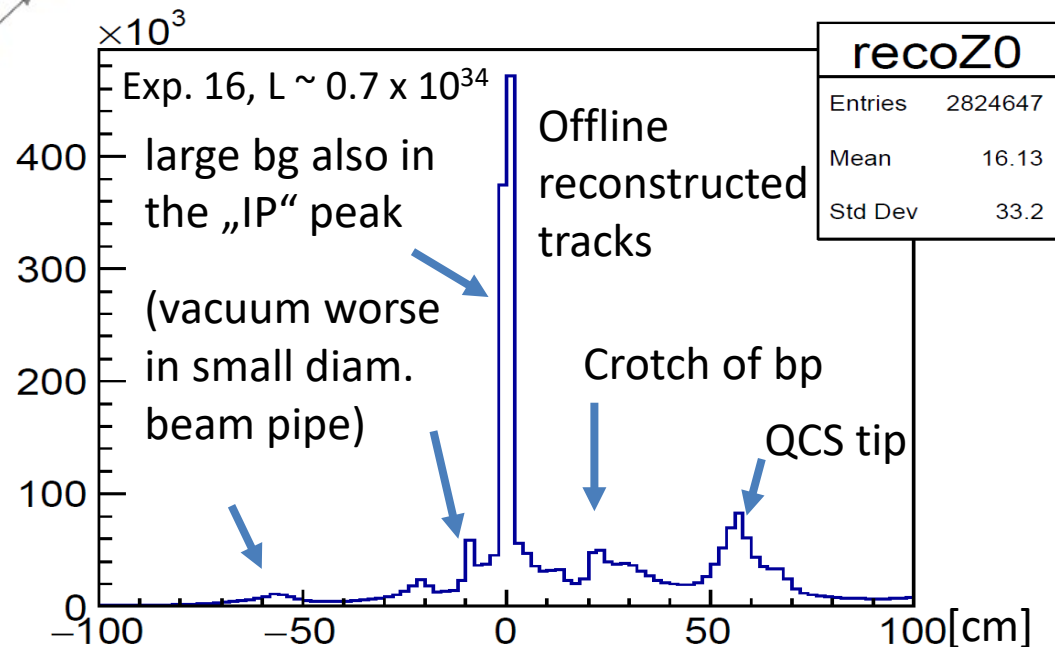
- crossing angle α (calculation)
- signed drifttime (LUT)
- stereo wires selected from predef. range $\Delta\phi$ (LUT)



Networks trained with fully reconstructed offline tracks



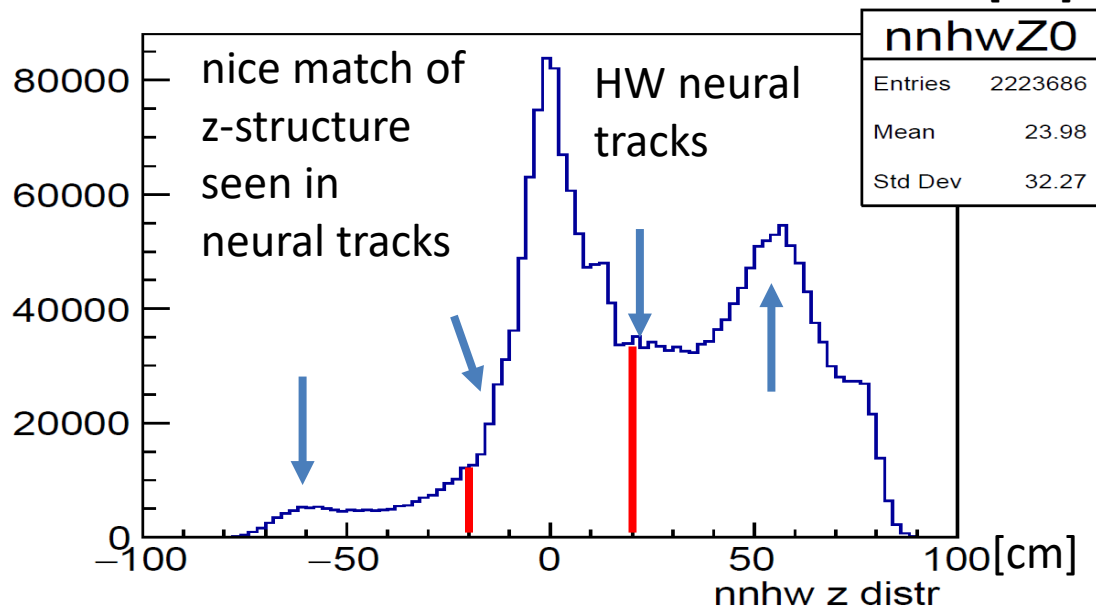
Commissioning the Neural z-Trigger in 2020



Fall 2020 running

Reco tracks:
z-distribution after full off-line reconstruction, including VXD space points

Networks trained with real data from May-June 2020

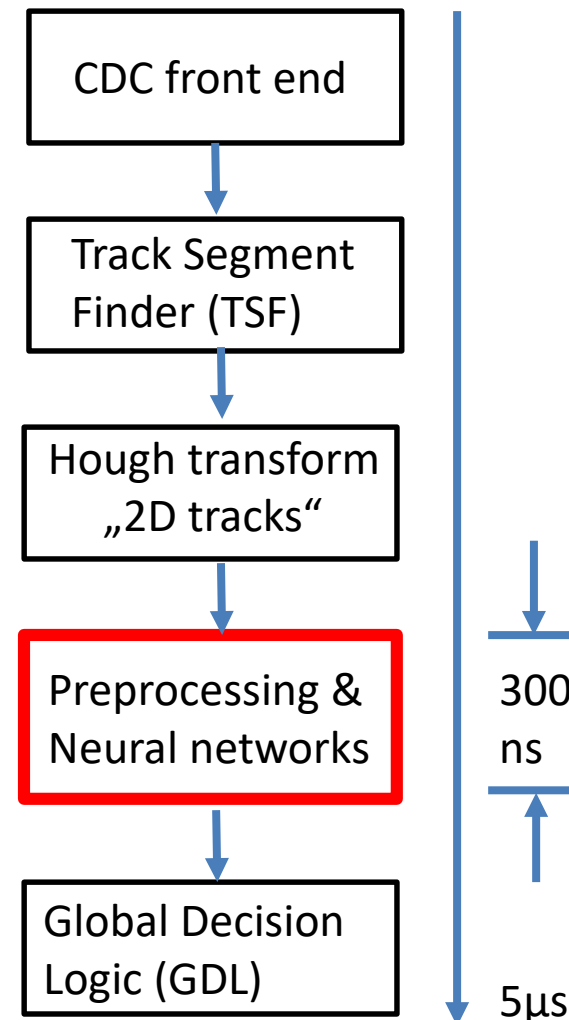


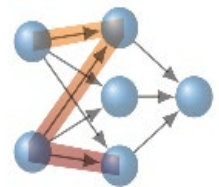
The „Expert Networks“:

5 different networks trained, depending on the number of available stereo TS

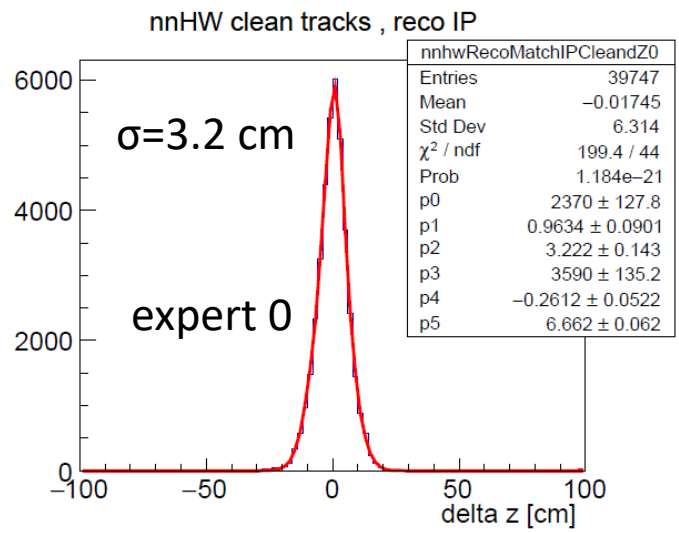
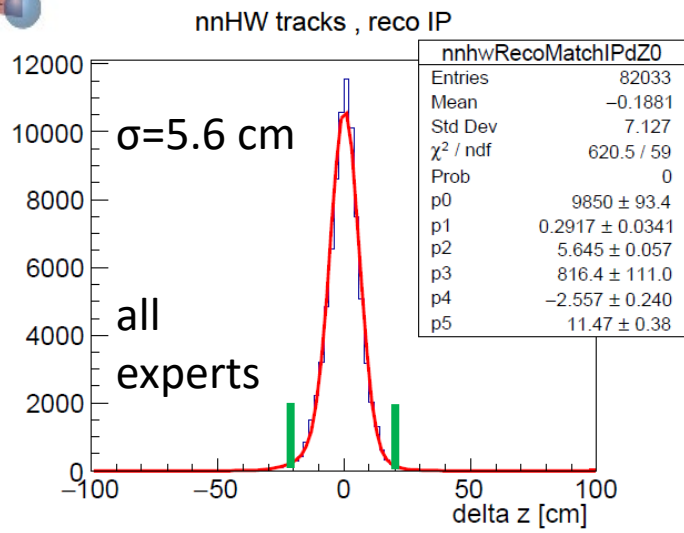
Expert 0: all 4 stereo TS
Expert 1-4: one of the stereo TS missing

L1 Pipeline



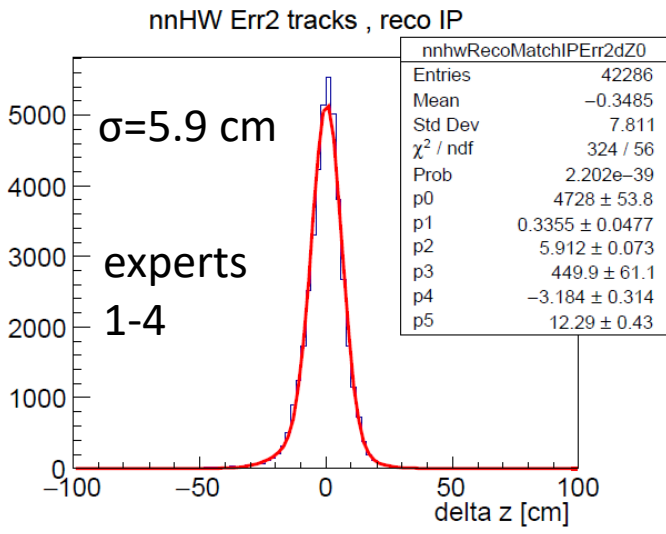


Performance of the Neural z-Trigger (I)



Belle II Track Trigger 2021 running

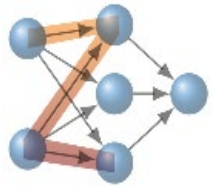
Large 2D trigger rate in 2021 ->
 „y“ bit: ≥ 1 track, $|z| < 20$ [cm],
 require ≥ 2 (2D) tracks && $y=1$



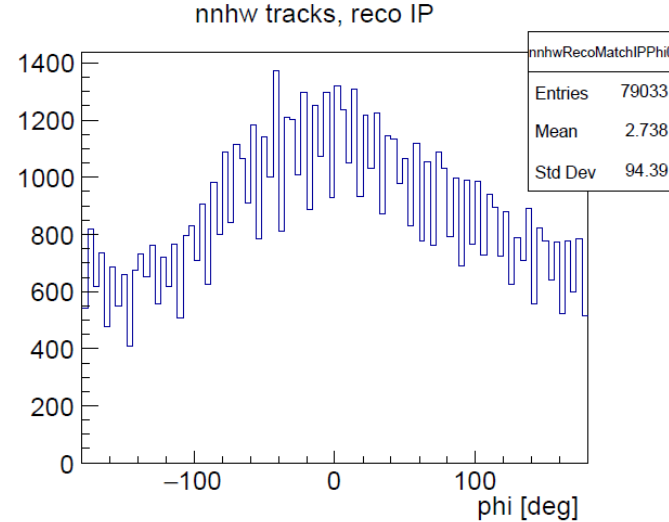
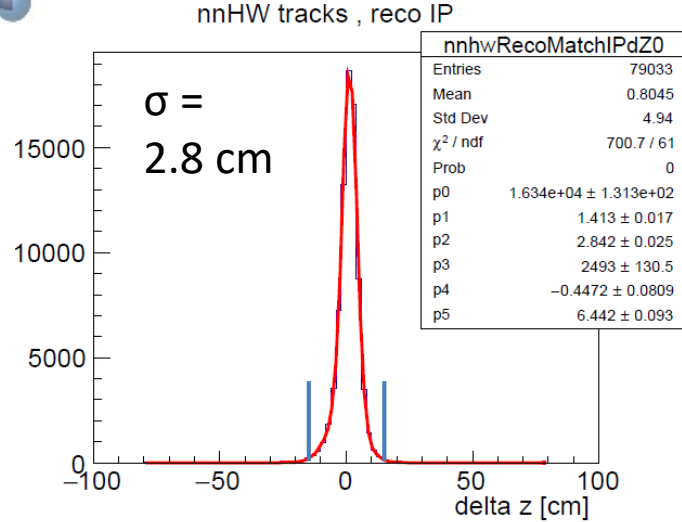
Instantaneous lumi = (3.8×10^{34})
 end of 2021,
 background rising with luminosity
 in 2021

NN resolution of IP tracks very
 stable, proving robustness of the
 neural network technique against
 changing conditons

**Fundamental change at Belle II
 wrt Track Triggers:
 due to overwhelming BG,
 all 2-Track Triggers require
 at least one neural track: „y=1“**



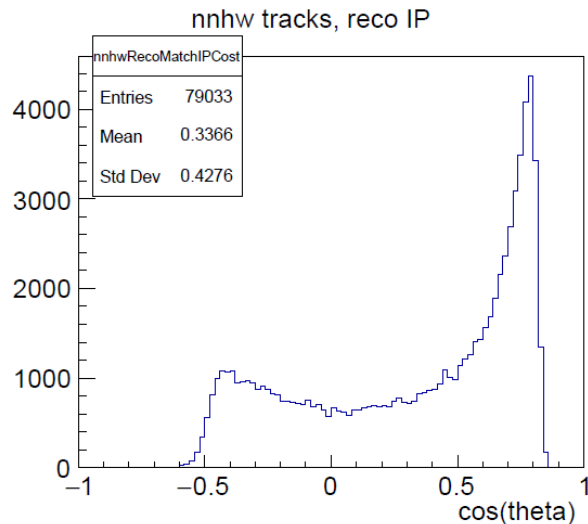
Performance of the Neural z-Trigger (II)



Retraining of neural networks with data from the end of 2021 (high background data)

Use modern training library **PyTorch** (previously used FANN, integrated into Belle II software library)

Results from improved training



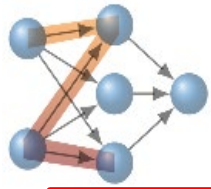
Gaussian fits to neuro tracks associated with reco tracks from IP ($|z| < 1 \text{ cm}$, $d < 1.5 \text{ cm}$)

Central Gauss: $\sigma = 2.8 \text{ cm}$

2nd Gauss: $\sigma = 6.4 \text{ cm}$ (13.2 %)

2020 training:
 central Gauss $\sigma = 5.6 \text{ cm}$
 2nd Gauss $\sigma = 11.5 \text{ cm}$

factor 2 improvement !!



Minimum Bias Single Track Trigger in Belle II : STT



Can we launch a track trigger requiring only one track?

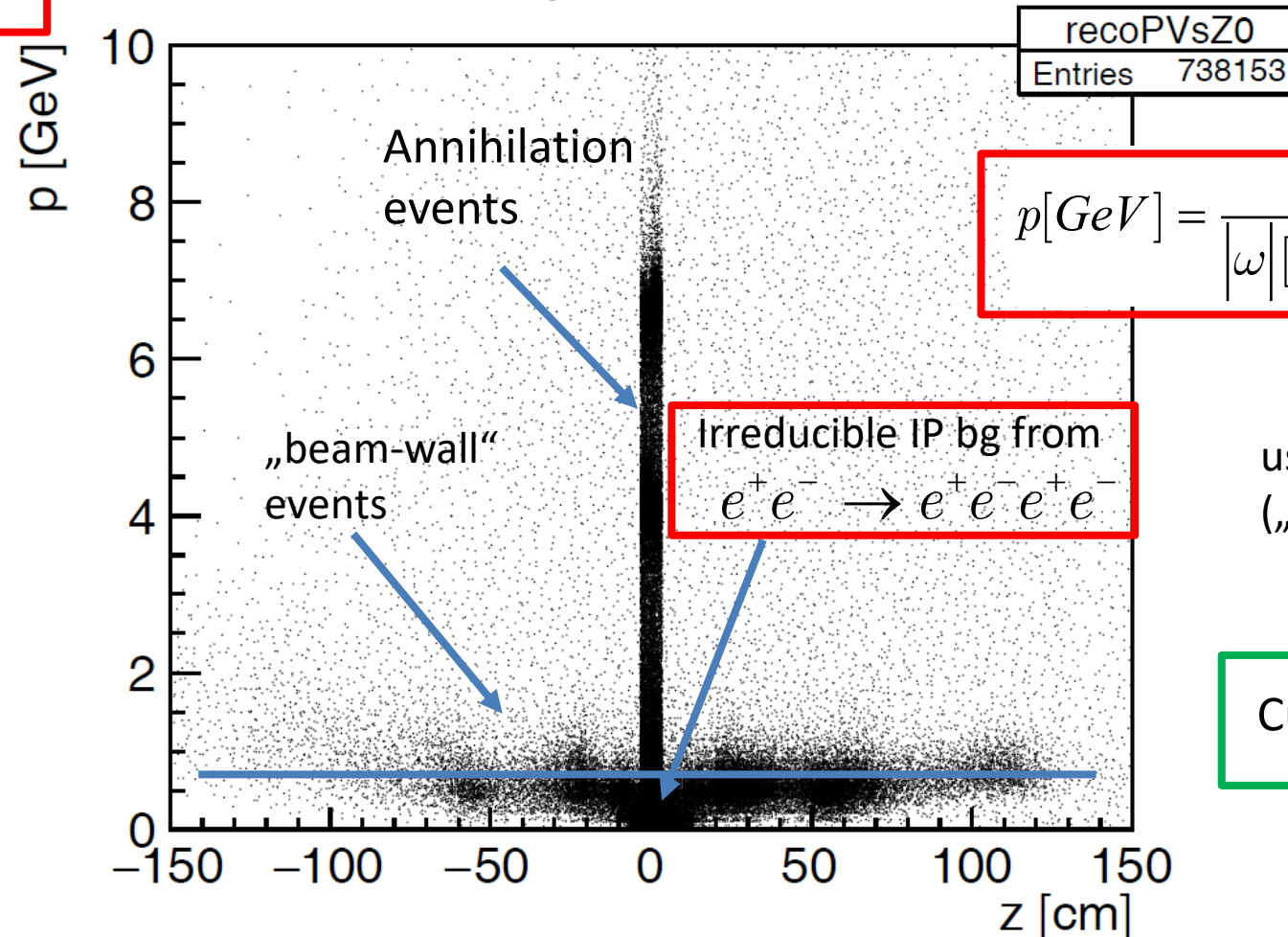
Sources of Background:

Collisions of electrons/positrons with elements of the beam guide system, mostly producing protons from nuclear spallation

(momentum of particles outside of IP mostly below 1 GeV !!)

from IP (!!): QED events

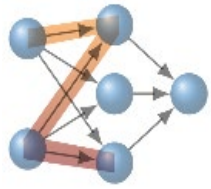
Distribution of Reco Track momentum vs z



$$p[GeV] = \frac{1}{|\omega| [1/m] \sin(\theta)} 0.3B[T]$$

use the second output („θ“) of the networks

Cut on p > 0.7 GeV



Reducing STT Trigger Rate: Neuro Track p

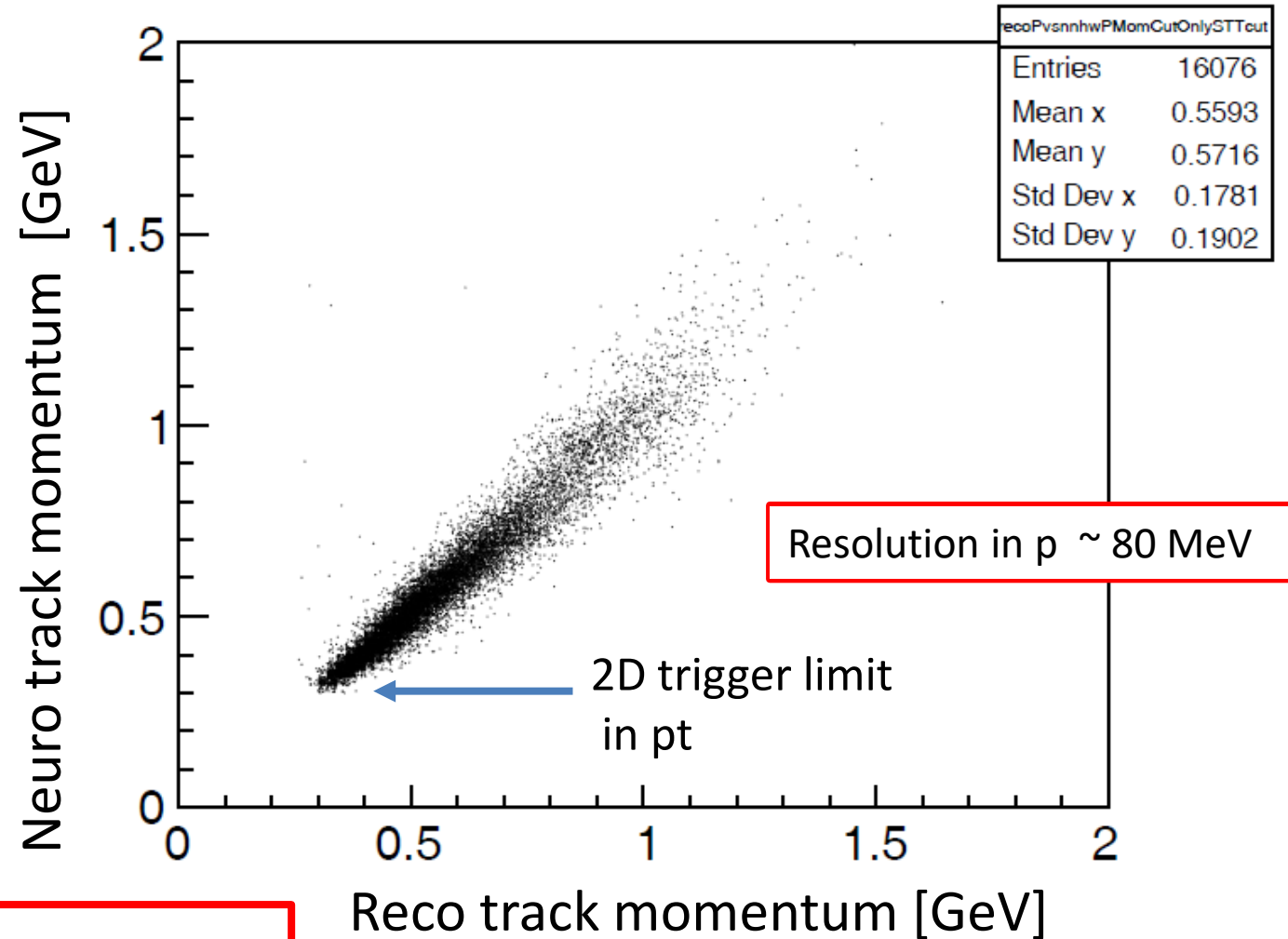


reco mom vs HW mom, STT cut

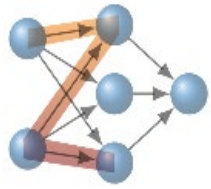
momentum correlation of neuro tracks and reco tracks

calculate the neuro track momentum:

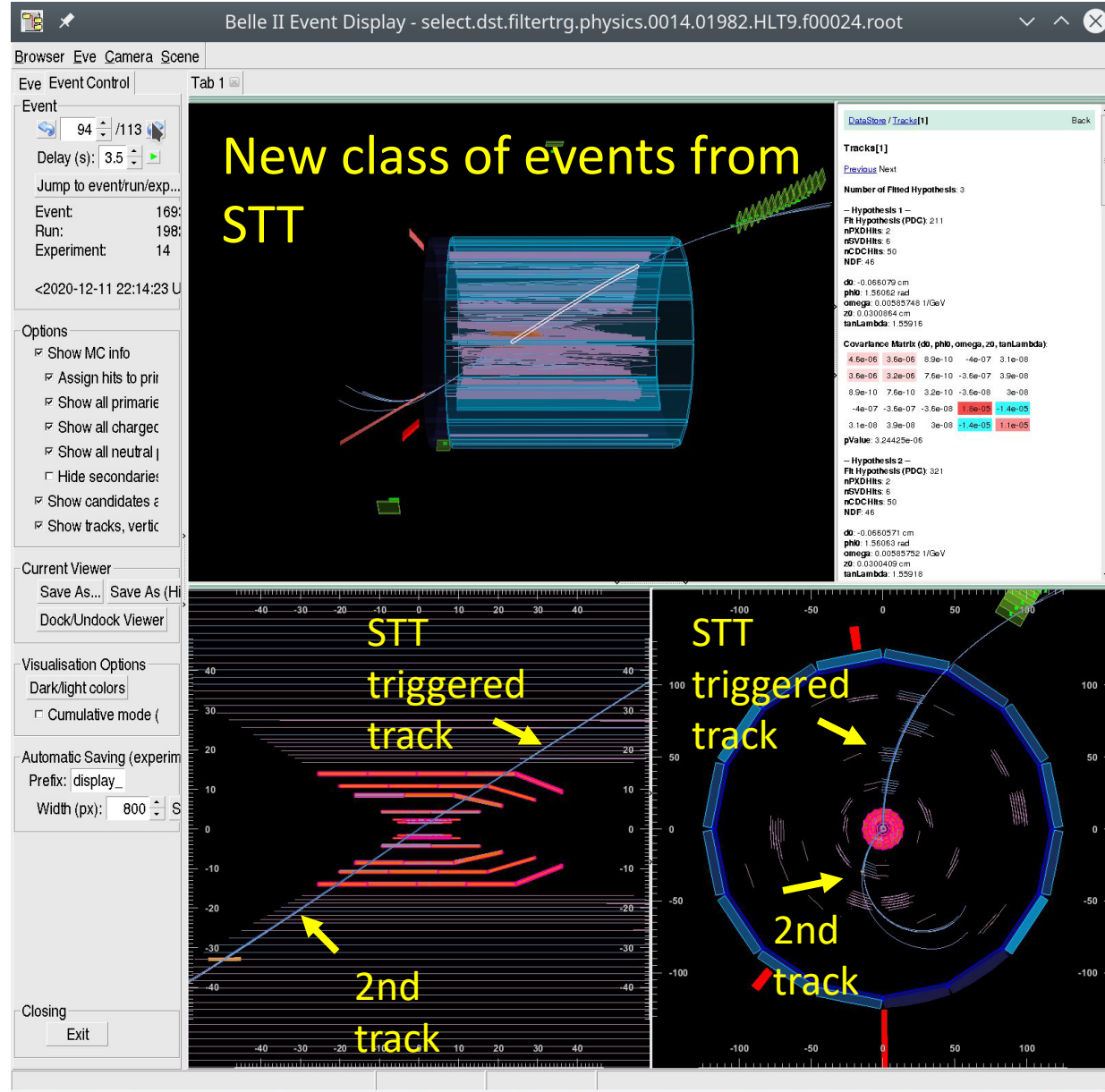
$$p[\text{GeV}] = \frac{1}{|\omega| [1/m] \sin(\theta)} 0.3B[T]$$



$\omega \sim$ transverse momentum (from 2D track)



STT Triggers ONLY



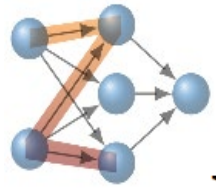
Event display shows the reco tracks

2nd track at shallow Θ cannot be seen by CDC trigger

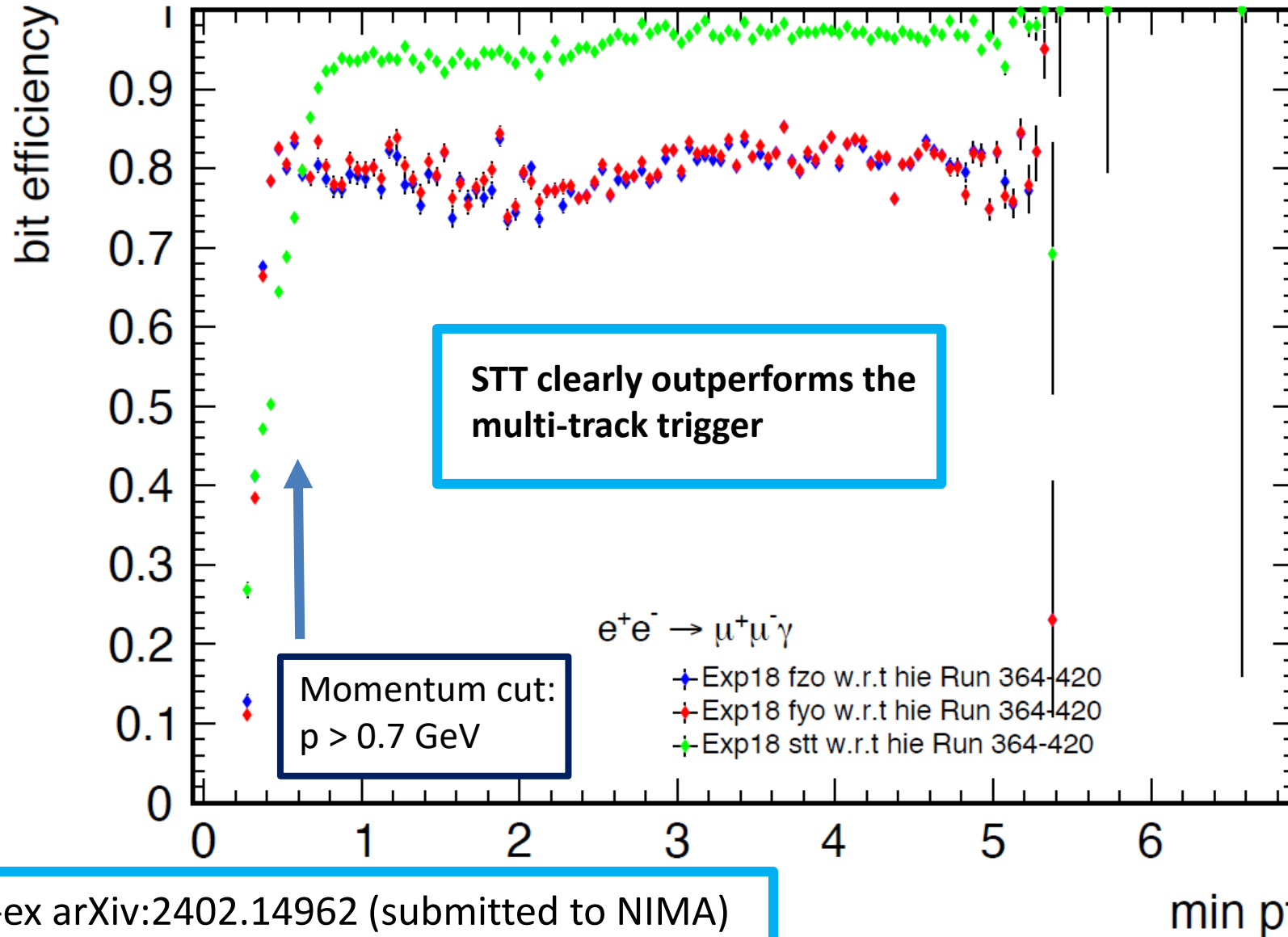
Note:

2nd track is unbiased (can be anywhere in the detector, usually reconstructed by silicon tracker)

Event class only triggered by STT (~12% of STT events)



STT: Superior Efficiency



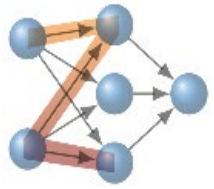
Trigger rate of the STT
~ 20% -25% of total rate budget
-> acceptable

First minimum bias track trigger in HEP

BUT: some problems during summer 2022 running:
rate rising to ~50% of total budget -> ??

hep-ex arXiv:2402.14962 (submitted to NIMA)

min pt [GeV]



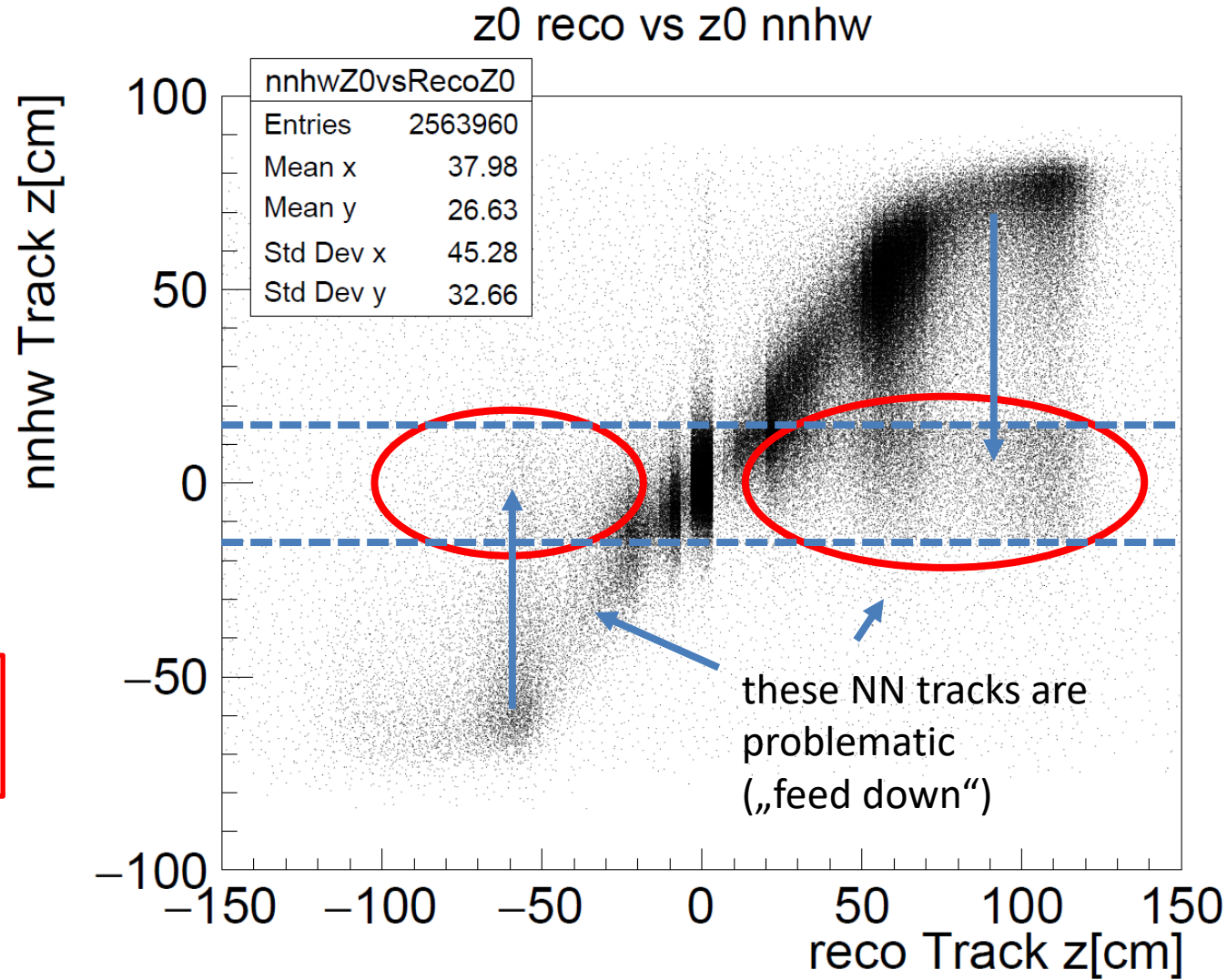
Problems of the STT (I) : „Feed-Down Effect“



Increase of machine-induced background with rising luminosity

-> increase of STT trigger rate observed (but efficiency stable !!)

Excess rate may saturate DAQ and increase deadtime

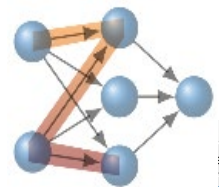


Band at $|z| < 15\text{cm}$: acceptance for a valid neural track

Large $|z|$: a certain fraction of tracks shifted into IP region -> increase of rate

Why are tracks predicted around IP while coming from large $|z|$?

feed-down especially strong for expert 4 (inner stereo SL missing)



Problems of the STT (II) : „Fake Tracks“



Exp. 26: Run 33, Event 1391616

Noise (pick up) in the CDC:
No reco track !

12 fake neural tracks found, at least one with $|z| < 15$ cm

Event: 1391616
Run: 33
Experiment: 26

Options:
 Show MC info
 Assign hits to primary particles
 Show all primaries
 Show all charged particles
 Show all neutral particles
 Hide secondaries
 Show candidates and rec. hits
 Show tracks, vertices, gammas

Current Viewer:
Save As... Save As (High-Res)...

Visualisation Options:
 Dark/light colors
 Cumulative mode (experimental)

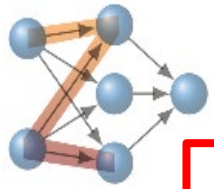
Automatic Saving (experimental):
Prefix: display_
Width (px): 800 Save PNGs

Array List:
 ARICHAeroHits (0)
 ARICHDigits (5)
 ARICHHits (5)
 ARICHLikelihoods (0)
 ARICHRawDigits (71)
 ARICHSimHits (0)
 ARICHTracks (0)
 BKLMHit1ds (22)
 BKLMHit2ds (1)
 BKLMsimHitPositions (0)
 BKLMsimHits (0)
 BeamBackHits (0)
 BremHits (0)
 CDCDedxLikelihoods (0)
 CDCDedxTracks (0)
 CDCHits (4693)
 CDCRawHitWaveForms (0)
 CDCRawHits (4693)
 CDCRecoTracks (0)
 CDCSimHits (0)
 CDCTrigger2DFinderClones (32)
 CDCTrigger2DFinderTracks (32)
 CDCTrigger2DTo3DBits (48)
 CDCTriggerHoughClusters (35)
 CDCTriggerNNBits (48)
 CDCTriggerNNInput2DFinderTracks (12)
 CDCTriggerNNInputAllStereosSegmentHits (230)
 CDCTriggerNNInputSegmentHits (71)
 CDCTriggerNeuroTracks (12)
 CDCTriggerNeuroTracksInout (12)

Feed-Down and Fake Tracks have the same source:

Large number of fake 2D track candidates (require 4 out of 5 SLs), formed by „random“ noise in the CDC, mostly synchrotron radiation photons and electronic cross talk

Neural tracks formed by: noisy 2D track candidates & noise in the stereo layers



Upgrade Program for the STT



-> keep efficiency of STT & low rate budget with rising luminosity (BG)

Physics goals: low charged multiplicity, e.g. τ 1-prong decays ($\rightarrow \tau$ EDM, LFV),

- $e^+e^- \rightarrow \pi^+\pi^-(\gamma)$ for g-2 (hadronic vacuum polarization) etc.
- quite generally: determination of lepton ID, tracking efficiency for the „other track“
- **STT is a minimum bias track trigger**

New FPGA Hardware now available: „UT4 Board“ with Virtex Ultrascale 160/190

Improved track model for neural input / training algorithms:

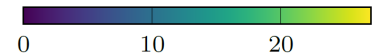
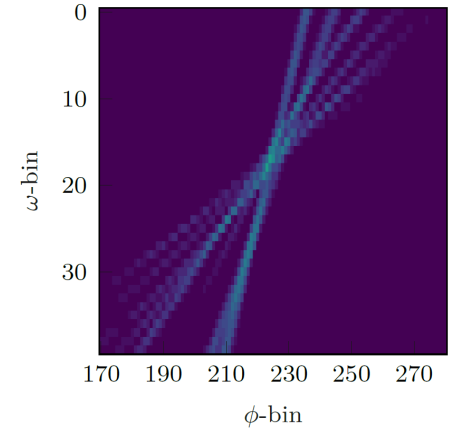
- **track finding in 3D Hough space** -> this is really new (S. Skambraks, S. Hiesl)
- network architecture: „deep-learning“ + additional inputs (T. Forsthofer)
- -> improve resolutions @ IP and for larger |z|
- -> reduce feed-down & fake tracks

FPGA Implementation (Kai Unger):

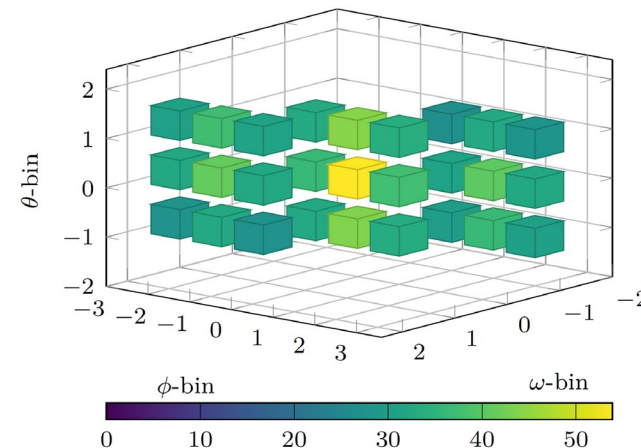
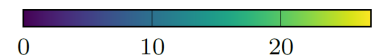
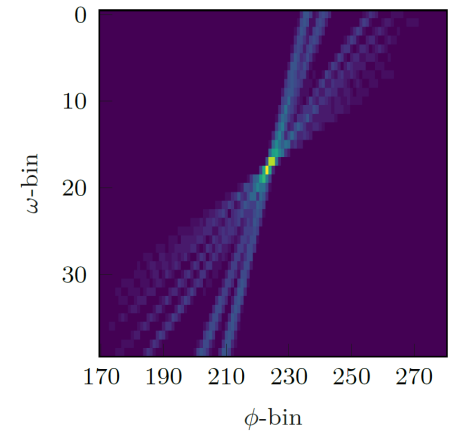
- new algorithms on new UT4-Boards using hls4ml
- optimize latency: e.g. move STT decision to NN

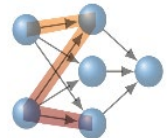
3D track model

(d) θ -bin 3



(g) θ -bin 6





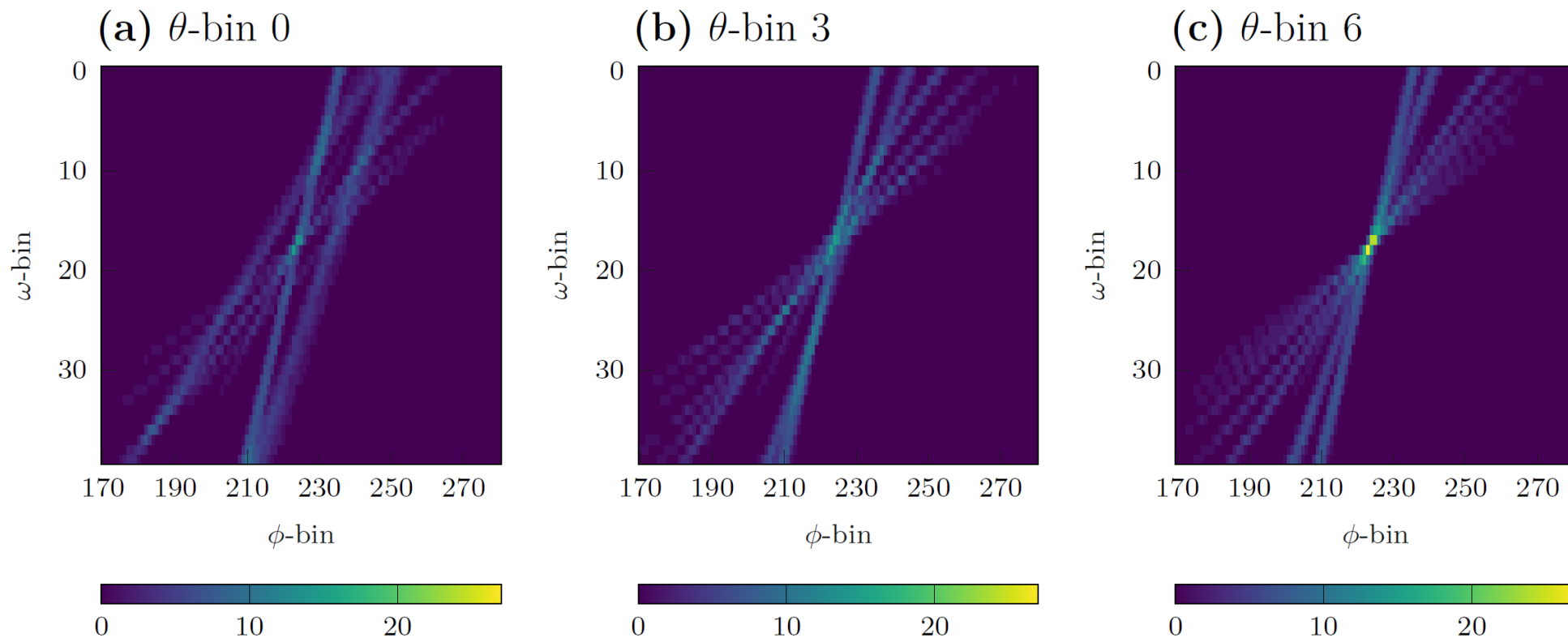
Hough Clustering in 3 Dimensions



New curve parameter: Polar angle $\theta \implies$ 3D-Hough space

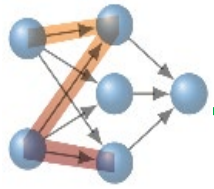
- 9 bins in $\theta \in [19, 140]^\circ$, 384 bins in $\phi \in [0, 360]^\circ$, 40 bins in $\omega \propto q \cdot p_T^{-1}$, $p_T \in [0.25, 10]$ GeV/c

Vertex assumption: The track originates from $(x, y, z) = (0, 0, 0)$ (IP)



\implies Intersection point yields ω , ϕ and θ

Simon Hiesl (MPI & LMU)



Hough Clustering in 3 Dimensions



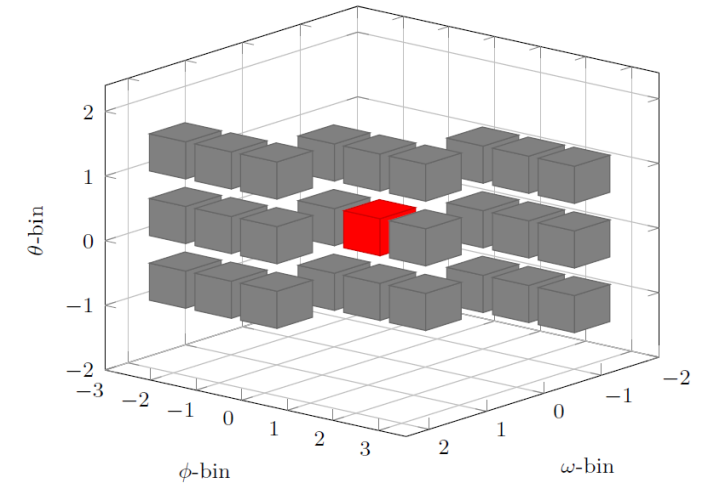
Original algorithm: DBSCAN \rightarrow Difficult to implement on an FPGA (non-deterministic length \implies latency not fixed)

Update: Fixed Clustering

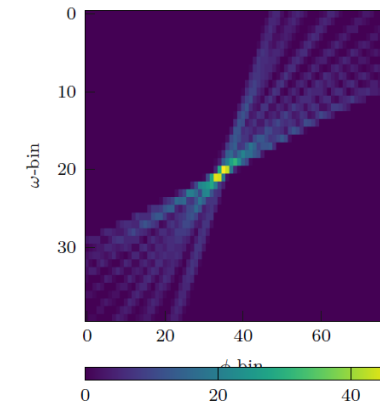
Three steps, repeated *iterations* times:

- Step 1: Global maximum search on Hough space
- Step 2: A fixed shape is put around the maximum
 - ▶ The weights in this shape are added up (total weight)
 - ▶ If total weight \geq `mintotalweight` and peak weight \geq `minpeakweight` the cluster is saved
 - ▶ All hits (TS) are extracted and have to pass two TS cuts
- Step 3: Cells around the global maximum are set to zero (“Butterfly-Shape” cutout)

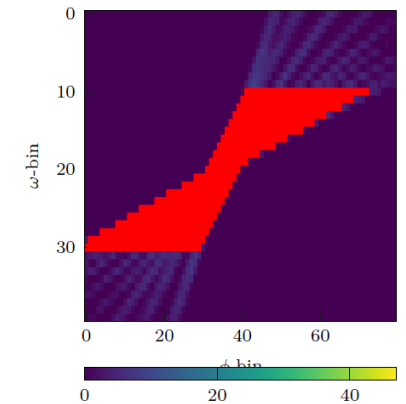
Fixed shape:



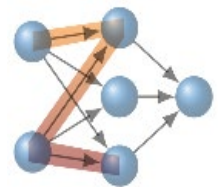
(a) Complete Cluster



(b) Cutout



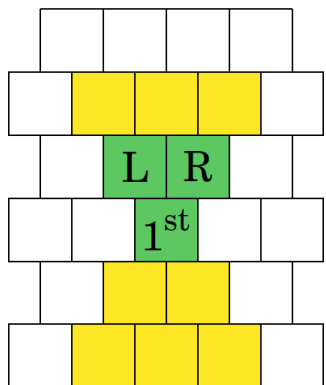
Simon Hiesl (MPI & LMU)



Expected Performance of Upgrade



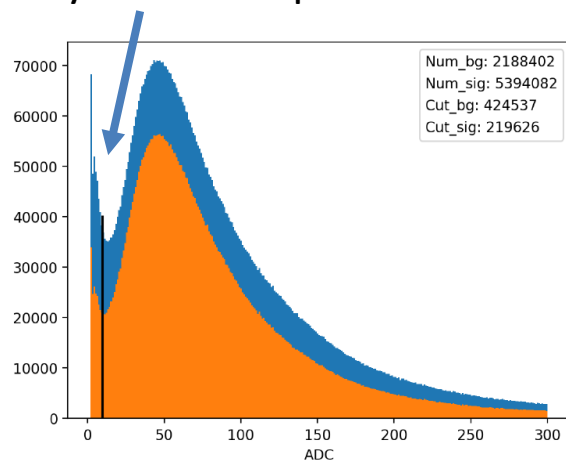
superlayer 1 – 8



Extended inputs to network

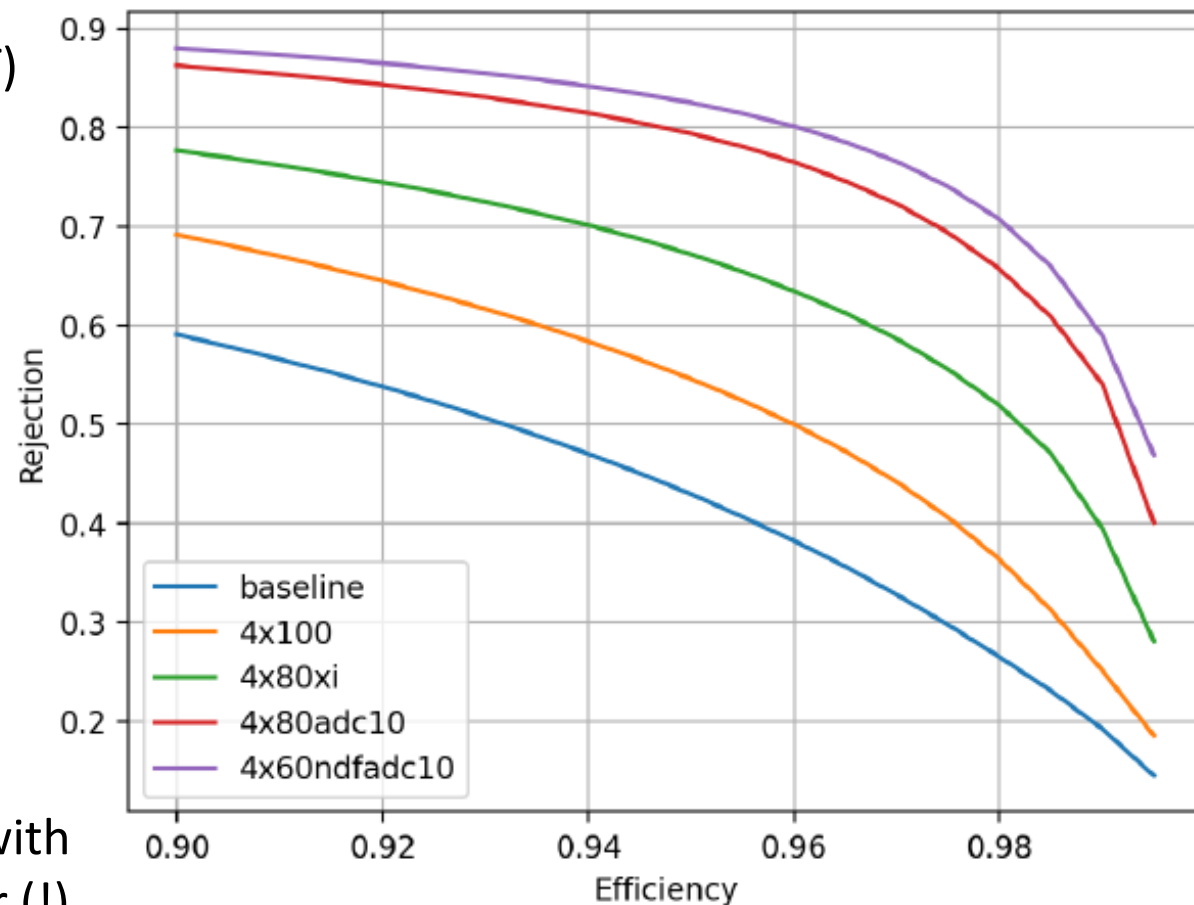
- „standard“ priority wire ($\Delta\phi$, α , DT)
- plus entire wire pattern in TS (10 additional binary inputs)
- with condition: ADC count > min (remove bg from electronic cross-talk & synchr. photons)

electronic cross-talk & synchrotron photons

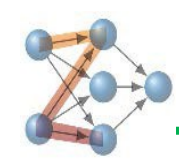


Multi-hidden-layer network („deep learning“)

- Several architectures investigated
- „optimal“ configuration with 4 hidden layers and fewer (!) nodes when using 3D track model (easier to implement in HW)



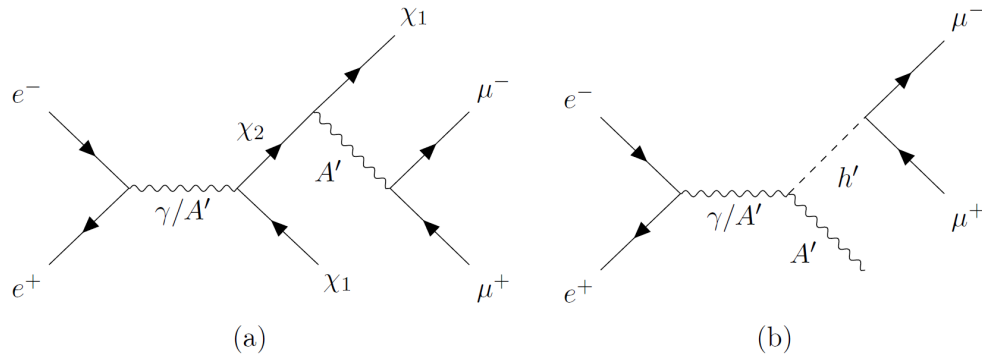
Timo Forsthofer (MPP & LMU)



How to Trigger on feebly Interacting Neutral Particles



Example: Inelastic Dark Matter production
DM particles expected to be quite long-lived



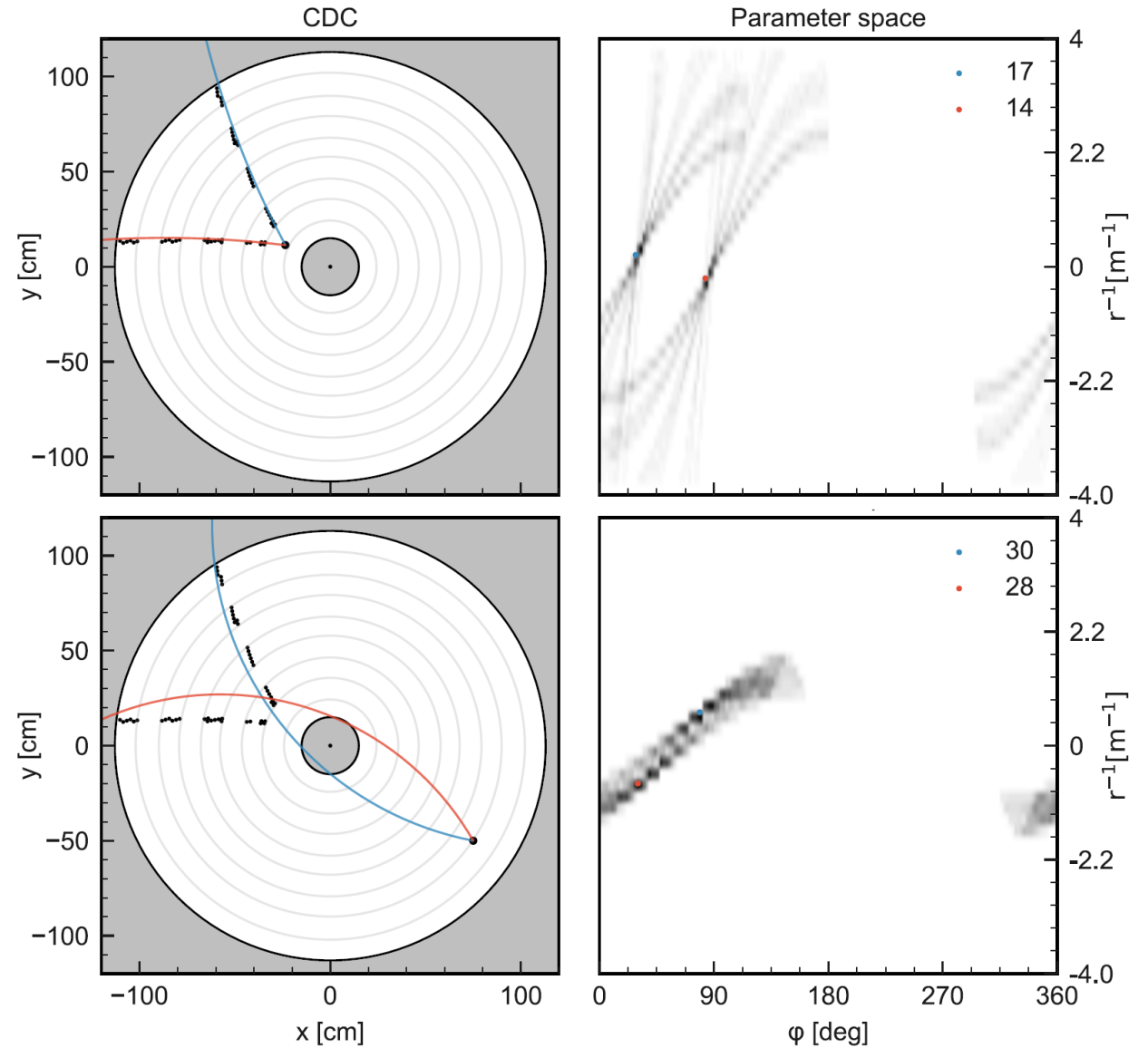
Basic idea:

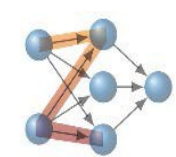
Divide the CDC axial wire planes into a set of „Macro Cells“, serving as origins for the Hough transforms

FPGA:

-> execute all Hough transforms with origins in each of the Macro cells in parallel (typically of $O(100)$)

-> use neural networks to determine „correct“ vertex

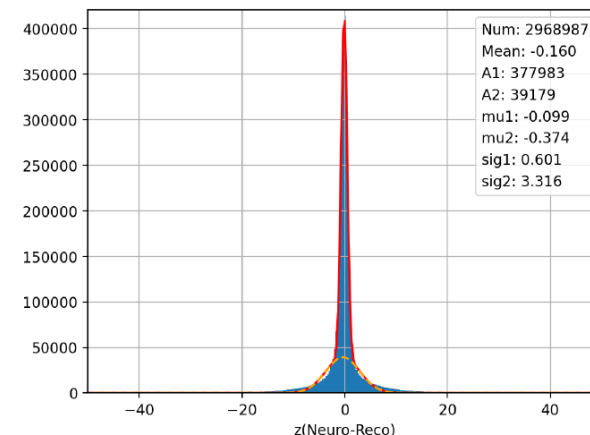
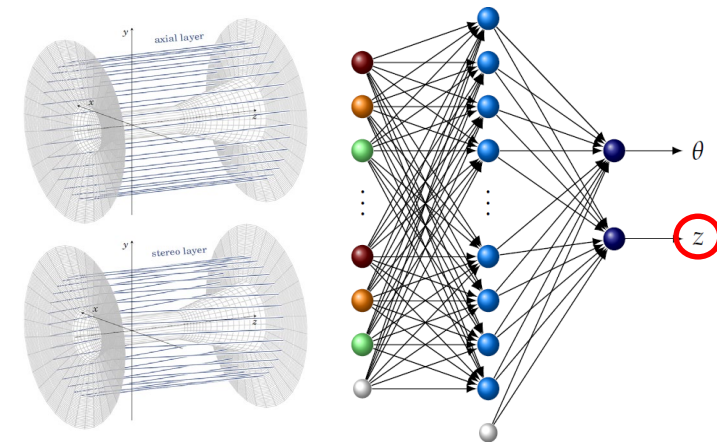


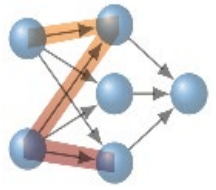


Summary and Conclusions

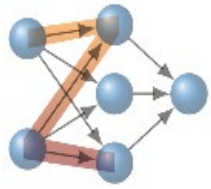
First Level-1 Neural Network Track Trigger in HEP, operational @Belle II since Jan. 2021

- At least one Neural Track required to assert a track trigger (using CDC)
 - > Neural Nets: „working horses“ for Belle II track trigger system
- Novel feature: **Minimum Bias Single Track Trigger (STT)**
 - excellent performance even under severe background conditions,
 - however, “Feed-down” and “Fakes” need attention with rising luminosity
- Upgrade: More powerful FPGA boards now available (Virtex UltraScale 7 XCVU160)
 - track finding via optimized 3D Hough cluster algorithm (novel method!)
 - additional inputs from all wires within the TSs (117 inputs total)
(coarse analog thresholds for CDC wire signals to suppress background)
 - deep-learning neural network architectures (4 x 60 hidden nodes)
 - superior performance both in resolution and background suppression
- Commissioning by summer 2024, launch planned for the fall 2024 data taking
- Neural **Displaced Vertex Trigger** on the horizon, aiming at long-lived new particles, commissioning planned end of 2024

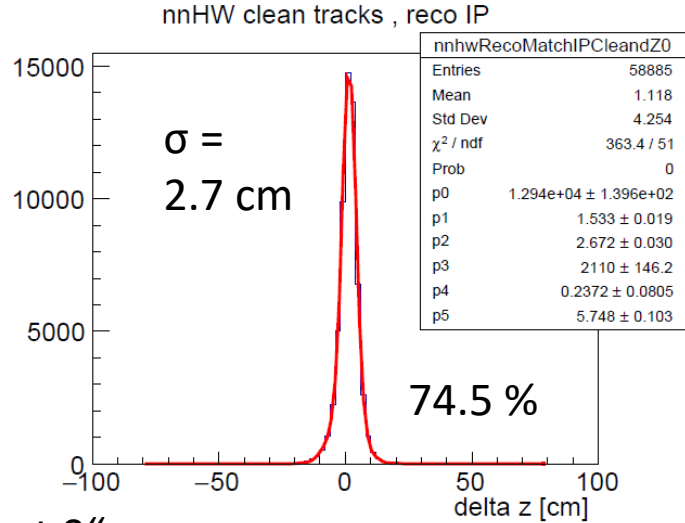




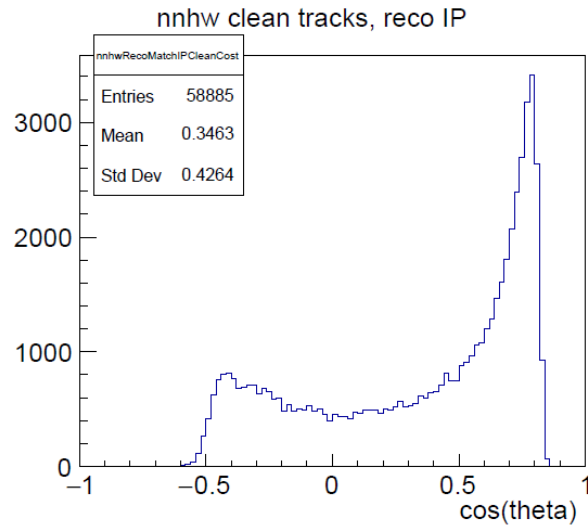
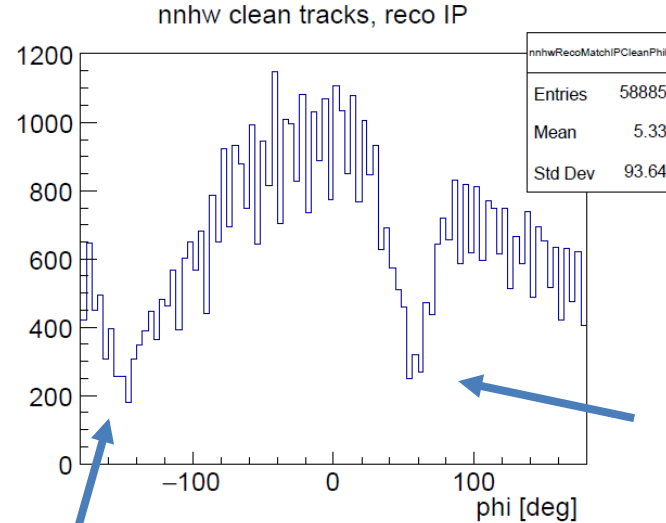
BACKUP



z-Resolution for „Clean“ IP Tracks („Expert 0“)



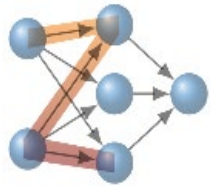
„expert 0“



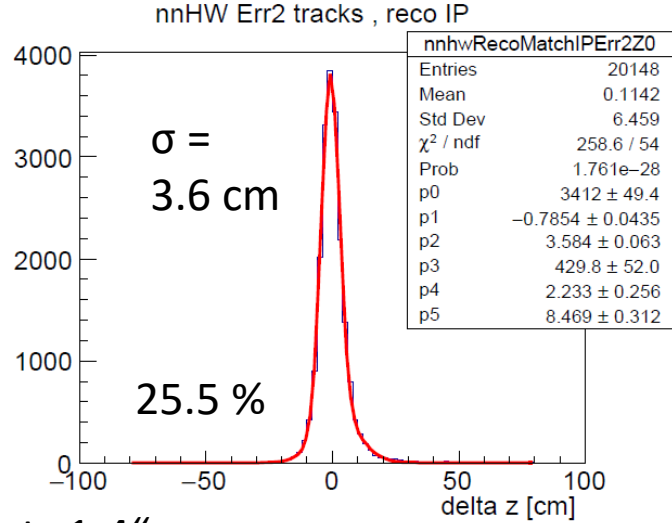
Gaussian fits to neuro tracks associated with reco tracks from IP ($|z| < 1 \text{ cm}$, $d < 1.5 \text{ cm}$)

Central Gauss: $\sigma = 2.7 \text{ cm}$

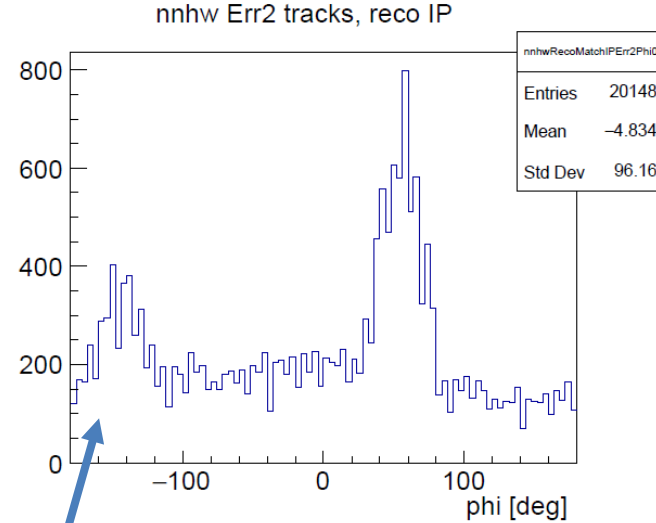
2nd Gauss: $\sigma = 5.7 \text{ cm}$ (14.1 %)



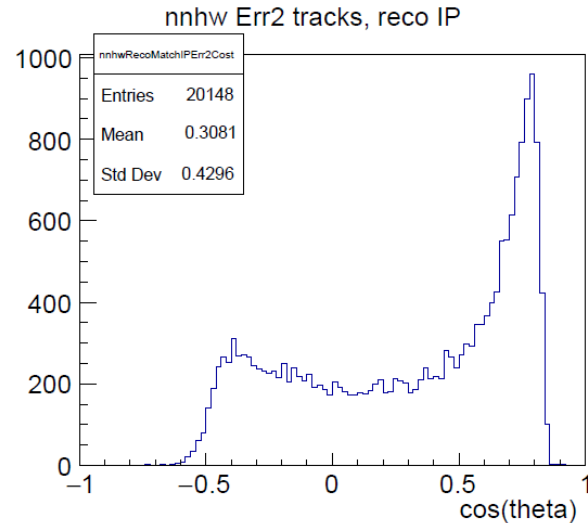
z-Resolution for IP Tracks („Experts 1-4“)



„experts 1-4“



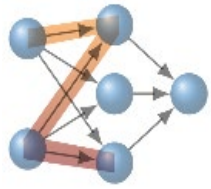
new CDC inefficiency



Gaussian fits to neuro tracks associated with reco tracks from IP ($|z| < 1 \text{ cm}$, $d < 1.5 \text{ cm}$)

Central Gauss: $\sigma = 3.6 \text{ cm}$

2nd Gauss: $\sigma = 8.5 \text{ cm}$ (11.2 %)



STT Triggers ONLY



Belle II Event Display - select.dst.filtertrg.physics.0014.01982.HLT5.f00030.root

Browser Eye Camera Scene

Eye Event Control Tab 1

Event 91 / 113

Delay (s): 3.5

Jump to event/run/exp...

Event: 215
Run: 198
Experiment: 14

<2020-12-11 22:31:02 U

Options

- Show MC info
- Assign hits to pri
- Show all primary
- Show all charged
- Show all neutral
- Hide secondaries
- Show candidates
- Show tracks, vertic

Current Viewer

Save As... Save As (Hi...)

Dock/Undock Viewer

Visualisation Options

Dark/light colors

Cumulative mode (

Automatic Saving (experim...)

Prefix: display_

Width (px): 800

Closing

Exit

New class of events from STT

STT triggered track

2nd track

STT triggered track

2nd track

DataStore / Tracks[1]

Tracks[1]

Previous Next

Number of Fitted Hypothesis: 1

-Hypothesis 1 -

Fit Hypothesis (PDC): 211

nPKDHits: 0

nSVDHits: 6

nDCDHits: 0

NDF: 1

do: -0.323975 cm

phi0: 1.45725 rad

omega: 0.0205956 1/GeV

z0: -0.118056 cm

tanLambda: -1.3061

Covariance Matrix (do, phi0, omega, z0, tanLambda):

0.33	0.11	0.014	-0.028	-0.00095
0.11	0.041	0.005	-0.005	-0.0014
0.014	0.005	0.0008	0.00079	-0.00087
-0.028	-0.005	0.00079	0.22	-0.063
-0.00095	-0.0014	-0.00087	-0.063	0.024

pValue: 0.908812

Related Objects

this -> PIDLikelihoods[1]

this -> PicoTracks[1]

this -> VXDTracksLikelihoods[1]

Object Details

Belk2::Track ()

m_trackFitIndices -1

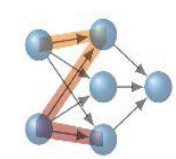
Hope for New Physics in low multiplicity final states ?

2nd track reconstructed only in PXD/SVD

Caution:

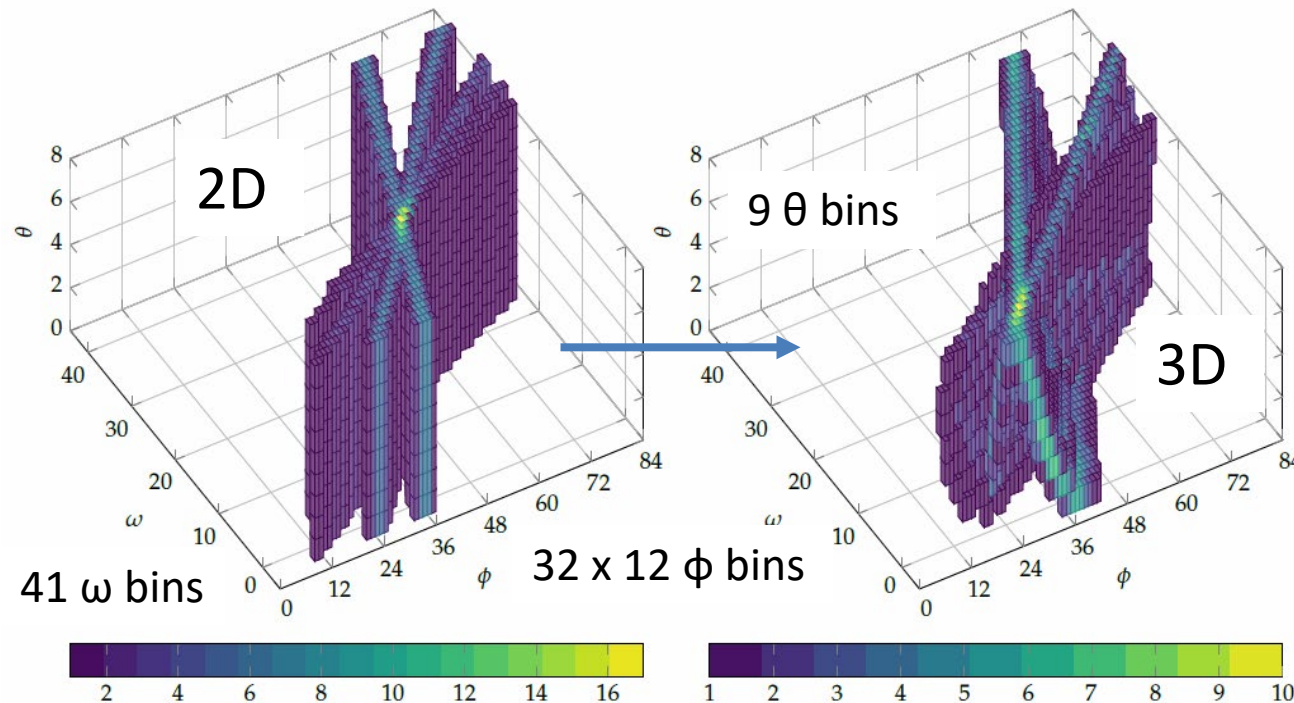
efficiency of STT not easy to calculate from data since no other orthogonal trigger (e.g. ECL) available

Hope for New Physics in low multiplicity final states ?



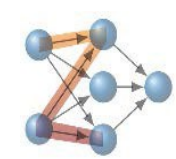
3D Hough Track Finding

- Extend traditional 2D ($\omega=1/p_T$, ϕ =azimuth angle) Hough space by a third dimension, the (binned) polar angle θ
- For track finding use axial and stereo track segments (->3D)
- Peak finding in 3D Hough space

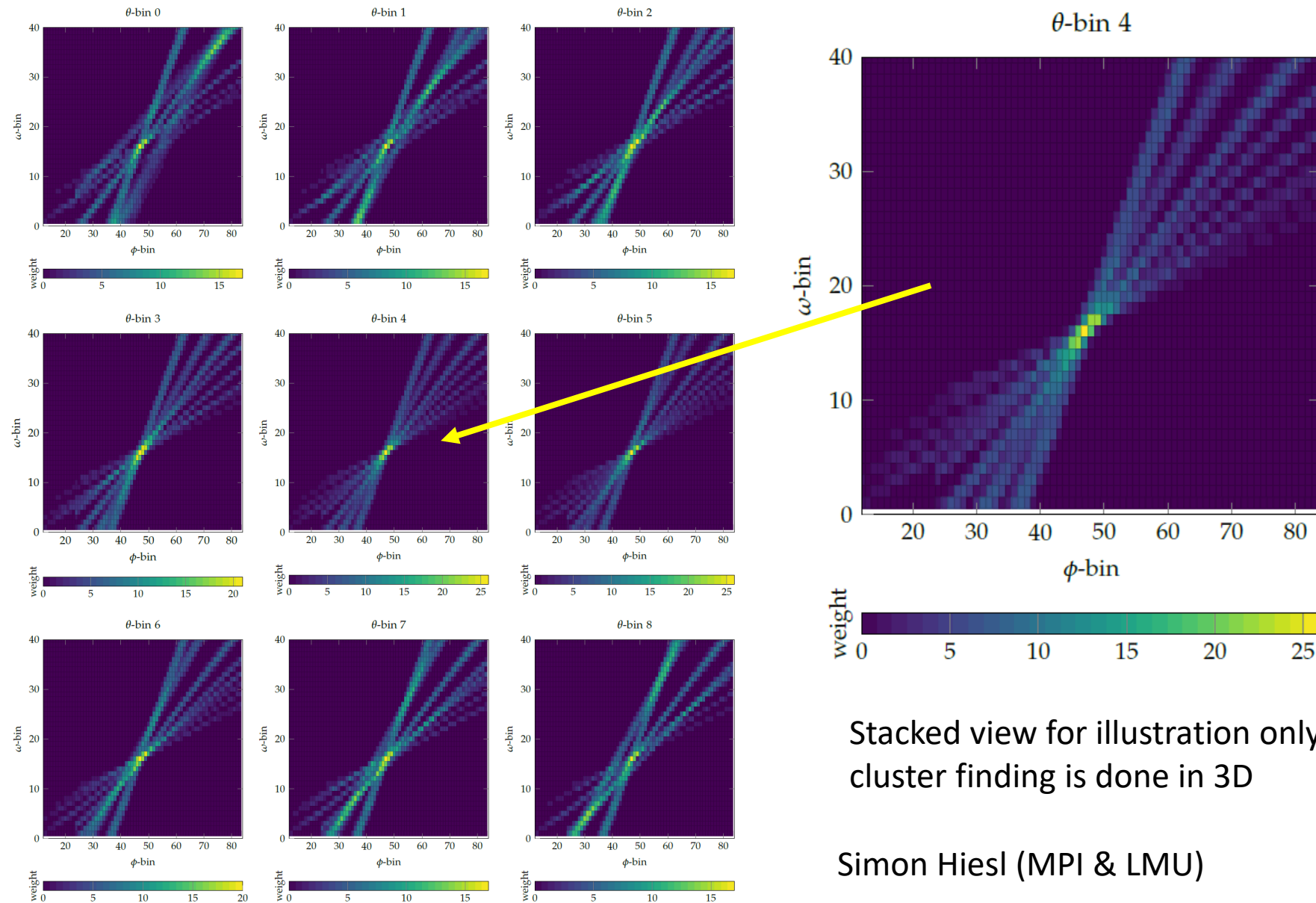


Main advantages:

- more TS (9 vs 5)
-> suppress fakes
- No need to choose STS by min drift time
-> find „correct“ STS
- Force track model to originate from IP
-> suppress candidates far from IP
- 3D track candidates come with θ estimate,
-> improve z resolution



Example of 3D Hough Map

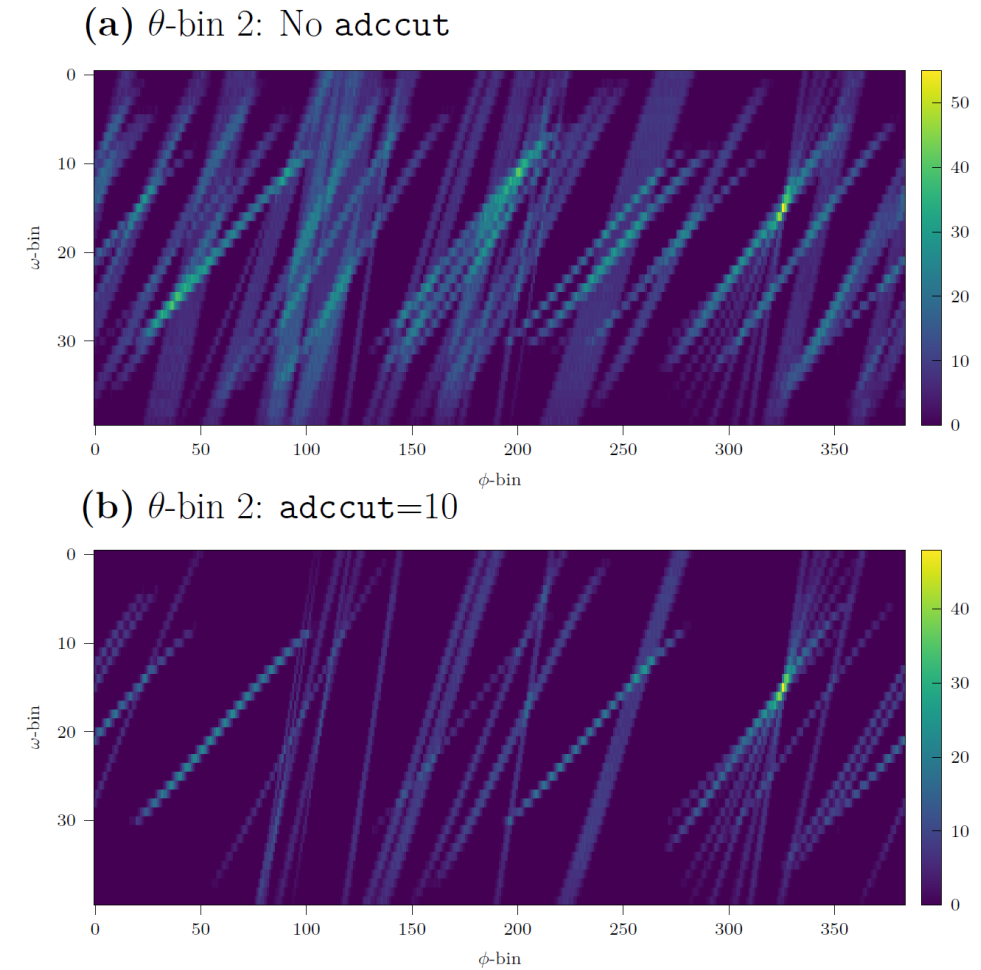
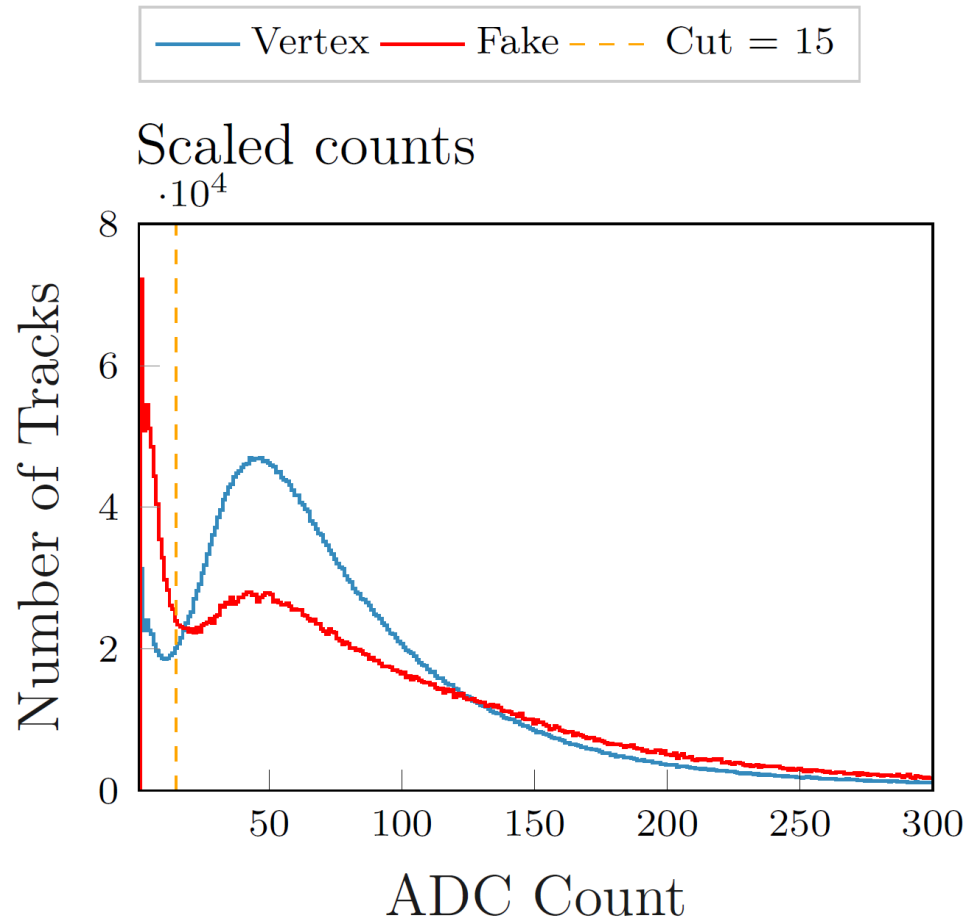


Stacked view for illustration only,
cluster finding is done in 3D

Simon Hiesl (MPI & LMU)

Real Data Analysis

- Very high backgrounds were observed in the last experiment (due to high luminosity)
- The Hough spaces contain a lot of background track segments



⇒ Reduction of noise using a cut on the ADC count

Simon Hiesl (MPI & LMU)



- Hit to cluster relation:
 - ▶ All hits in a cluster are considered
 - ▶ The largest weight distribution for each SL is used
- Cut on the number of axial and stereo SL hits (for background reduction)

Efficiency for single track events: Cut at ± 10 cm

adccut	Efficiency 3D	Efficiency 2D
No Count	94.1%	94.0%
10 Counts	96.3%	95.3%

Fake-Rate for all found tracks:

adccut	Fake-Rate 3D	Fake-Rate 2D
No Count	13.1%	31.6%
10 Counts	5.8%	13.5%

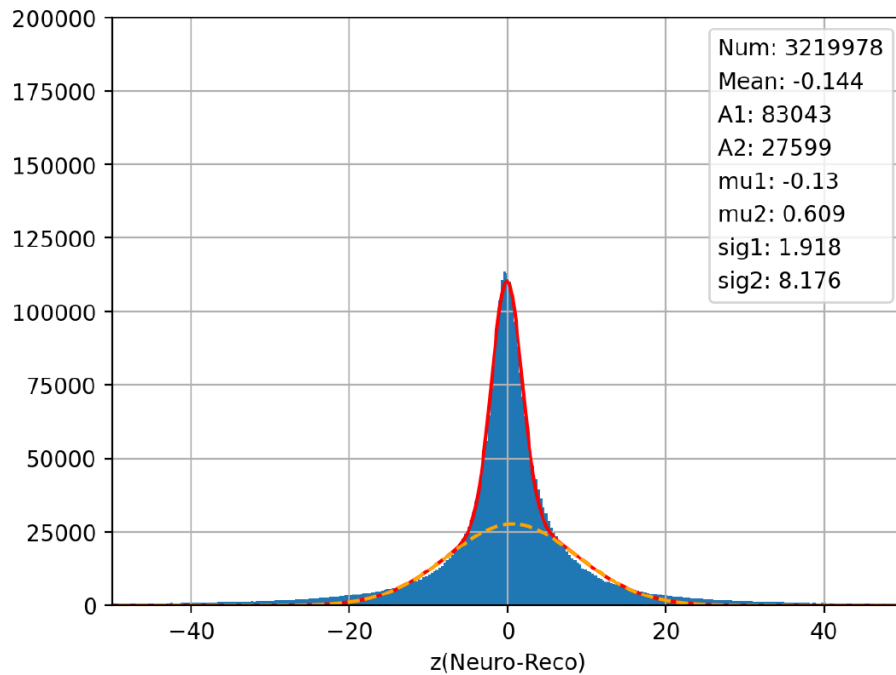
But: Neural network not trained for 3D candidates at the moment (see presentation by Timo Forsthofer)

Deep Learning Architectures

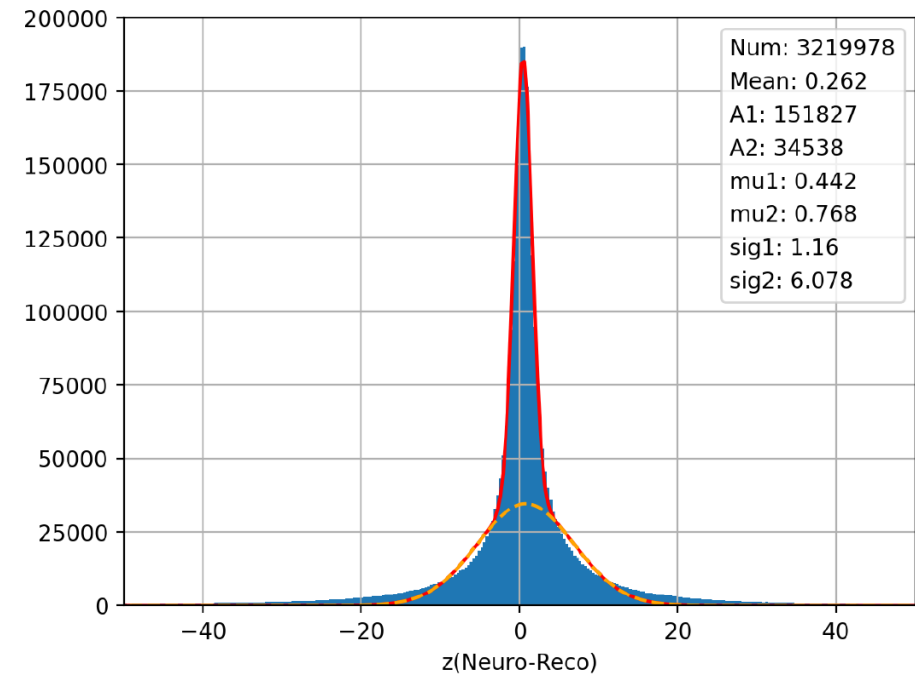


- New, more powerful FPGAs allow for bigger networks
- Three or four hidden layers beneficial for resolution
- More hidden layers better than more nodes per layer

Timo Forsthofer
(MPP & LMU)



1HL with 81 Nodes



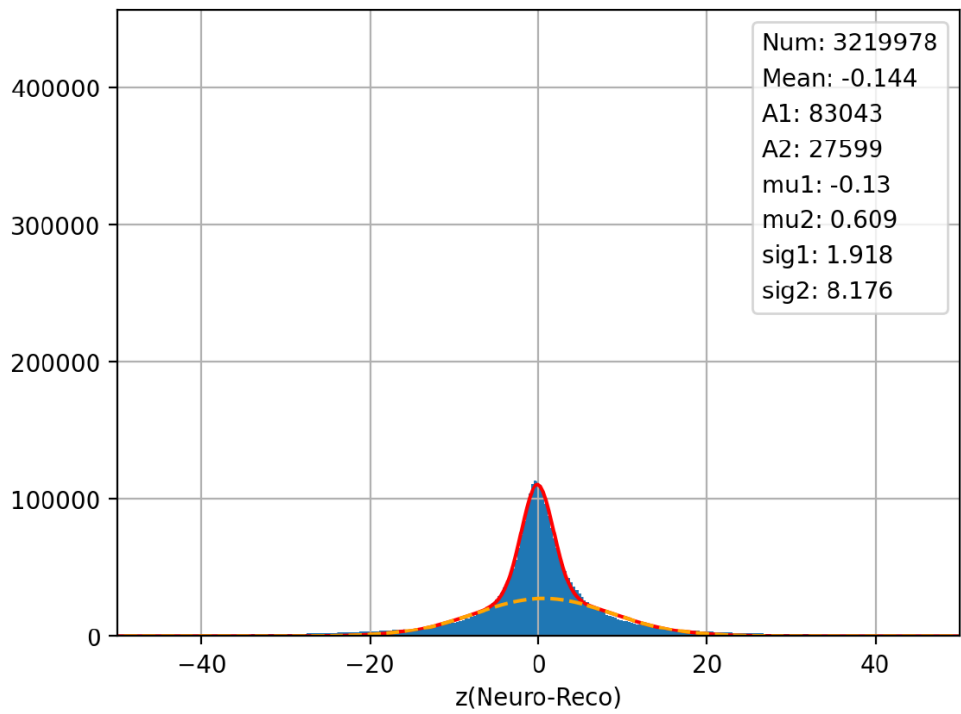
4HL with 100 Nodes per HL

Final Performance Evaluation

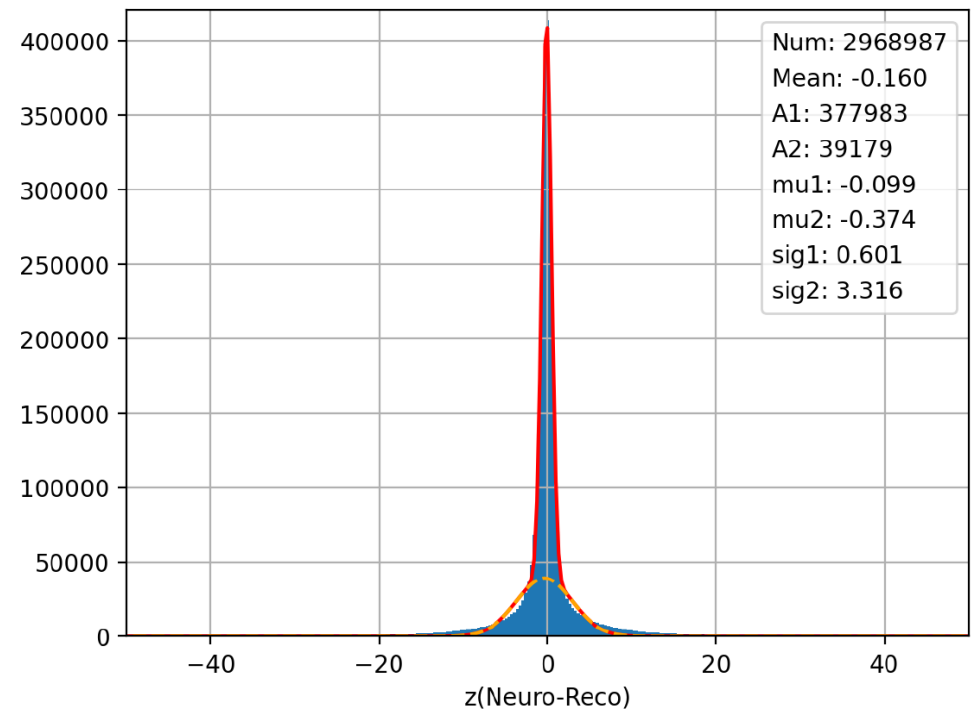
Timo Forsthofer
(MPP & LMU)



- Combination of all advances leads to increase in accuracy by almost a factor of three
- z-Cut can be reduced from 15cm to under 10cm



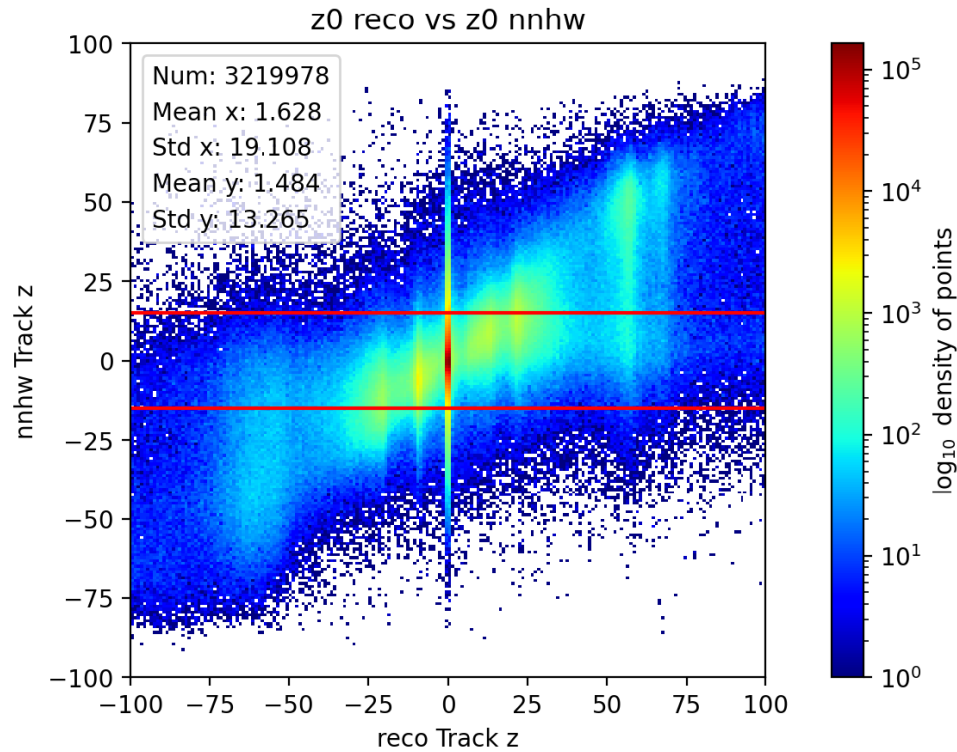
Present Network Architecture



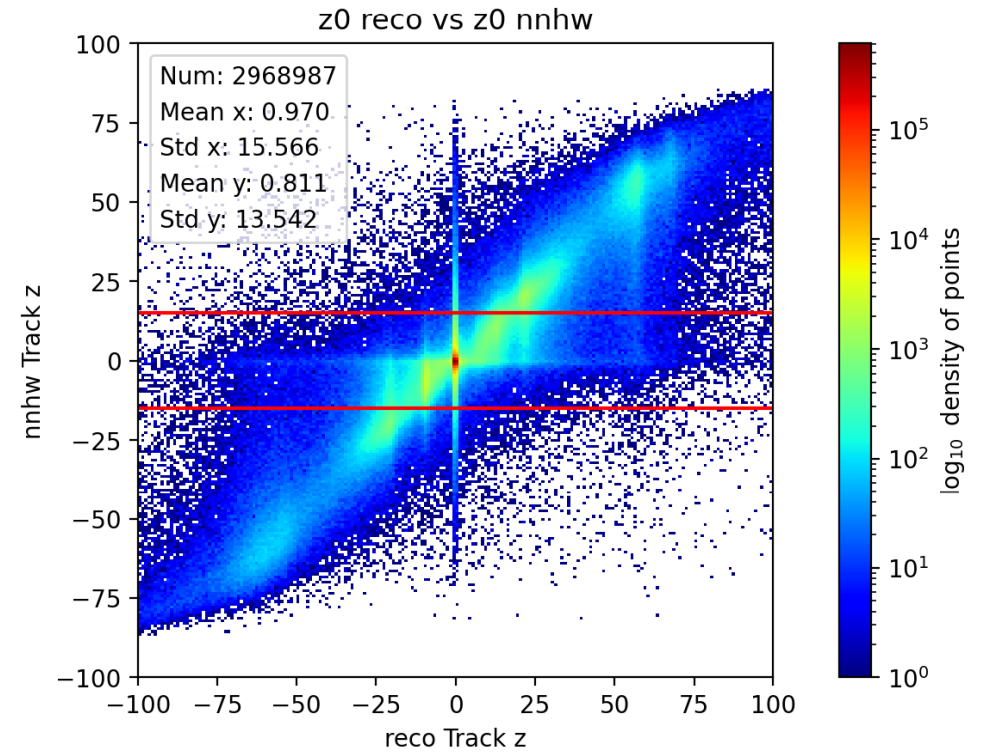
Deep Neural Network with Extended Input, ADC-cut and 3D-Input



- Especially extended input helpful in reducing Feed-Up and Feed-Down



Present Network Architecture



Deep Neural Network with Extended Input, ADC-cut and 3D-Input