
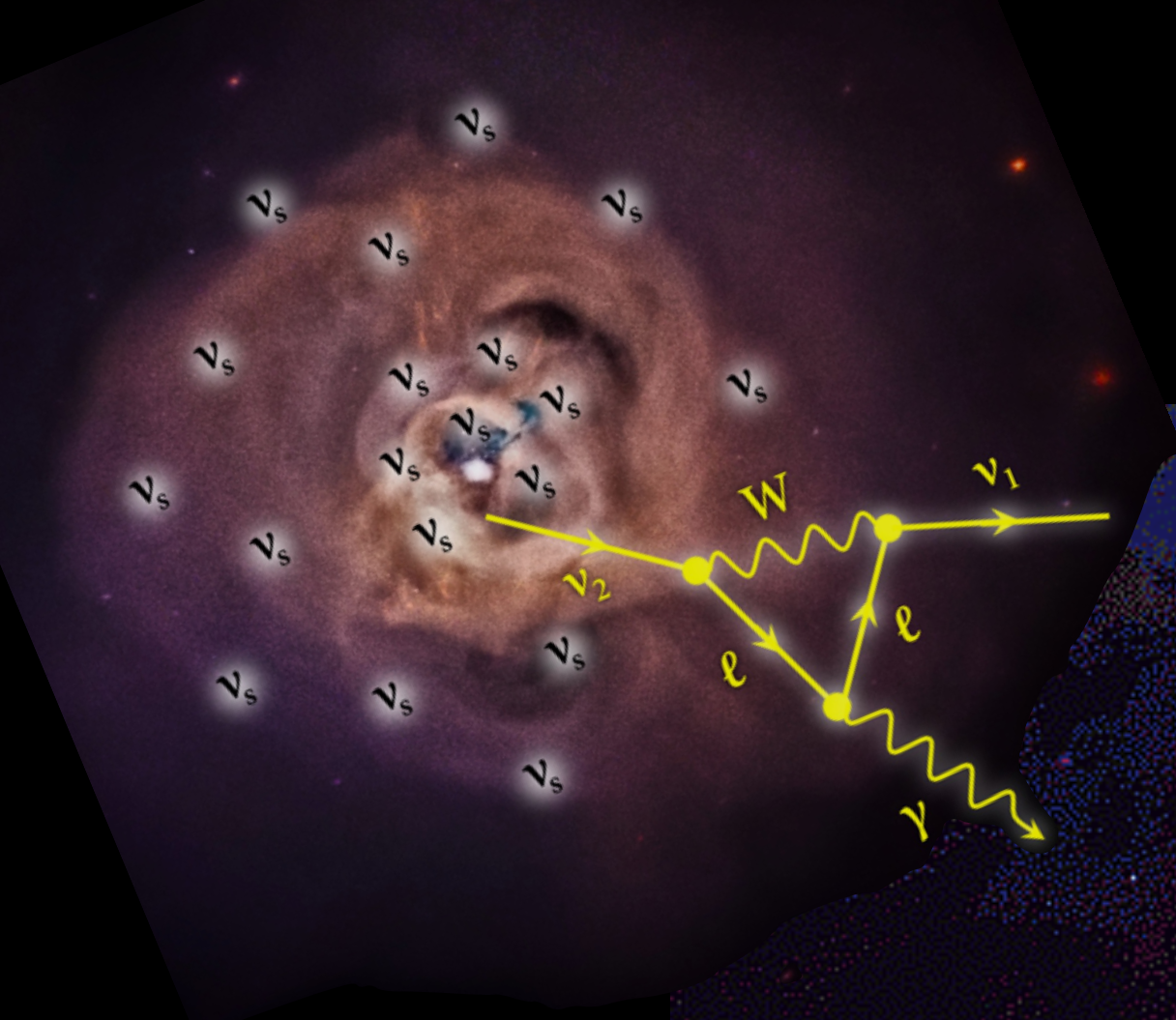


Dark Matter Sterile Neutrinos



Kevork Abazajian
University of California, Irvine

February 21
UCLA Dark Matter 2018

Number of Neutrinos with Weak Interactions

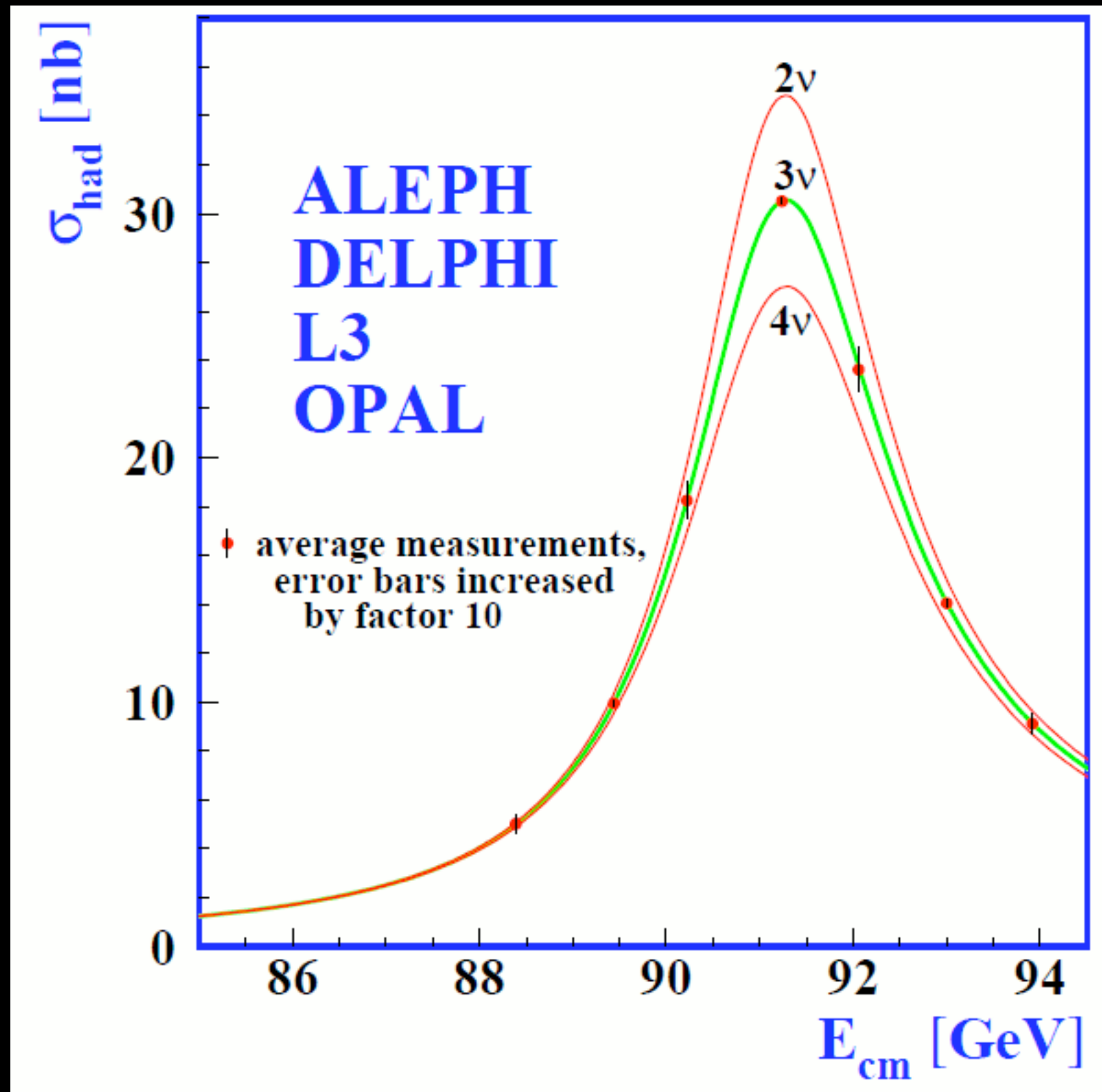
Invisible decays of Z
boson observed by LEP

\Rightarrow Number of neutrinos

$$N_\nu = 3.00 \pm 0.08$$

*with weak
interactions*

*any extra ν must be
sterile*



Neutrino Mass & Sterile Neutrinos

Neutrino Mass & Sterile Neutrinos

- Simplest models of neutrino mass introduce sterile neutrinos that generate small active neutrino mass scales from massive sterile neutrinos (Seesaw models)

Neutrino Mass & Sterile Neutrinos

- Simplest models of neutrino mass introduce sterile neutrinos that generate small active neutrino mass scales from massive sterile neutrinos (Seesaw models)
- Phenomenological Insertion of Majorana & Dirac Mass Terms:

$$\mathcal{L} \supset -y_{\alpha i} L_{\alpha} N_i H - \frac{1}{2} M_{ij} N_i N_j + H.c.$$

(e.g. ν SM de Gouvêa 2005; ν MSM Asaka et al 2005)

Neutrino Mass & Sterile Neutrinos

- Simplest models of neutrino mass introduce sterile neutrinos that generate small active neutrino mass scales from massive sterile neutrinos (Seesaw models)
- Phenomenological Insertion of Majorana & Dirac Mass Terms:

$$\mathcal{L} \supset -y_{\alpha i} L_{\alpha} N_i H - \frac{1}{2} M_{ij} N_i N_j + H.c.$$

(e.g. ν SM de Gouvêa 2005; ν MSM Asaka et al 2005)

- Two massive ($\gtrsim 100$ GeV) sterile neutrinos are required by atmospheric and solar neutrino mass scales

Neutrino Mass & Sterile Neutrinos

- Simplest models of neutrino mass introduce sterile neutrinos that generate small active neutrino mass scales from massive sterile neutrinos (Seesaw models)
- Phenomenological Insertion of Majorana & Dirac Mass Terms:

$$\mathcal{L} \supset -y_{\alpha i} L_{\alpha} N_i H - \frac{1}{2} M_{ij} N_i N_j + H.c.$$

(e.g. ν SM de Gouvêa 2005; ν MSM Asaka et al 2005)

- Two massive (≥ 100 GeV) sterile neutrinos are required by atmospheric and solar neutrino mass scales
- 3rd sterile neutrino has complete freedom. In simplest formulations, since lowest mass light ν is unbounded from below, so is the mixing of the lightest sterile with the active

Neutrino Mass & Sterile Neutrinos

- Simplest models of neutrino mass introduce sterile neutrinos that generate small active neutrino mass scales from massive sterile neutrinos (Seesaw models)
- Phenomenological Insertion of Majorana & Dirac Mass Terms:

$$\mathcal{L} \supset -y_{\alpha i} L_{\alpha} N_i H - \frac{1}{2} M_{ij} N_i N_j + H.c.$$

(e.g. ν SM de Gouvêa 2005; ν MSM Asaka et al 2005)

- Two massive (≥ 100 GeV) sterile neutrinos are required by atmospheric and solar neutrino mass scales
- 3rd sterile neutrino has complete freedom. In simplest formulations, since lowest mass light ν is unbounded from below, so is the mixing of the lightest sterile with the active

$$\theta \sim \sqrt{\frac{m_{\alpha}}{M}}$$



NEUTRINO

Sterile Neutrino Dark Matter Production

$$\Gamma(\nu_\alpha \rightarrow \nu_s) \sim \frac{\Gamma_\alpha(p) \Delta^2(p) \sin^2 2\theta}{\Delta^2(p) \sin^2 2\theta + D^2(p) + [\Delta(p) \cos 2\theta - V^L(p) - V^T(p)]^2}$$

Sterile Neutrino Dark Matter Production

$$\Gamma_\alpha(p) \sim G_F^2 p T^4 \sim T^5$$

$$\Gamma(\nu_\alpha \rightarrow \nu_s) \sim \frac{\Gamma_\alpha(p) \Delta^2(p) \sin^2 2\theta}{\Delta^2(p) \sin^2 2\theta + D^2(p) + [\Delta(p) \cos 2\theta - V^L(p) - V^T(p)]^2}$$

Sterile Neutrino Dark Matter Production

$$\Gamma(\nu_\alpha \rightarrow \nu_s) \sim \frac{\Gamma_\alpha(p) \Delta^2(p) \sin^2 2\theta}{\Delta^2(p) \sin^2 2\theta + D^2(p) + [\Delta(p) \cos 2\theta - V^L(p) - V^T(p)]^2}$$

$\Gamma_\alpha(p) \sim G_F^2 p T^4 \sim T^5$

$\Delta^2 \sim p^{-2} \sim T^{-2}$

Sterile Neutrino Dark Matter Production

$$\Gamma(\nu_\alpha \rightarrow \nu_s) \sim \frac{\Gamma_\alpha(p) \Delta^2(p) \sin^2 2\theta}{\Delta^2(p) \sin^2 2\theta + D^2(p) + [\Delta(p) \cos 2\theta - V^L(p) - V^T(p)]^2}$$

$\Gamma_\alpha(p) \sim G_F^2 p T^4 \sim T^5$

$\Delta^2 \sim p^{-2} \sim T^{-2}$

$D(p)^2 \sim T^{10}$

Sterile Neutrino Dark Matter Production

$$\Gamma(\nu_\alpha \rightarrow \nu_s) \sim \frac{\Gamma_\alpha(p) \Delta^2(p) \sin^2 2\theta}{\Delta^2(p) \sin^2 2\theta + D^2(p) + [\Delta(p) \cos 2\theta - V^L(p) - V^T(p)]^2}$$

$\Gamma_\alpha(p) \sim G_F^2 p T^4 \sim T^5$ $\Delta^2 \sim p^{-2} \sim T^{-2}$

$D(p)^2 \sim T^{10}$ $[V^T]^2 \sim T^{10}$

Sterile Neutrino Dark Matter Production

$$\Gamma_\alpha(p) \sim G_F^2 p T^4 \sim T^5 \quad \Delta^2 \sim p^{-2} \sim T^{-2}$$

$$\Gamma(\nu_\alpha \rightarrow \nu_s) \sim \frac{\Gamma_\alpha(p) \Delta^2(p) \sin^2 2\theta}{\Delta^2(p) \sin^2 2\theta + D^2(p) + [\Delta(p) \cos 2\theta - V^L(p) - V^T(p)]^2}$$

$$D(p)^2 \sim T^{10}$$

$$[V^T]^2 \sim T^{10}$$

$$H^2 = \frac{8\pi}{3} G \rho \sim T^4$$

Sterile Neutrino Dark Matter Production

$$\Gamma_\alpha(p) \sim G_F^2 p T^4 \sim T^5 \quad \Delta^2 \sim p^{-2} \sim T^{-2}$$

$$\Gamma(\nu_\alpha \rightarrow \nu_s) \sim \frac{\Gamma_\alpha(p) \Delta^2(p) \sin^2 2\theta}{\Delta^2(p) \sin^2 2\theta + D^2(p) + [\Delta(p) \cos 2\theta - V^L(p) - V^T(p)]^2}$$

$$D(p)^2 \sim T^{10}$$

$$[V^T]^2 \sim T^{10}$$

$$H^2 = \frac{8\pi}{3} G \rho \sim T^4$$

$$\frac{\Gamma}{H} \sim \begin{cases} T^{-9} & \text{High } T \\ T^3 & \text{Low } T \end{cases}$$

Sterile Neutrino Dark Matter Production

$$\Gamma_\alpha(p) \sim G_F^2 p T^4 \sim T^5 \quad \Delta^2 \sim p^{-2} \sim T^{-2}$$

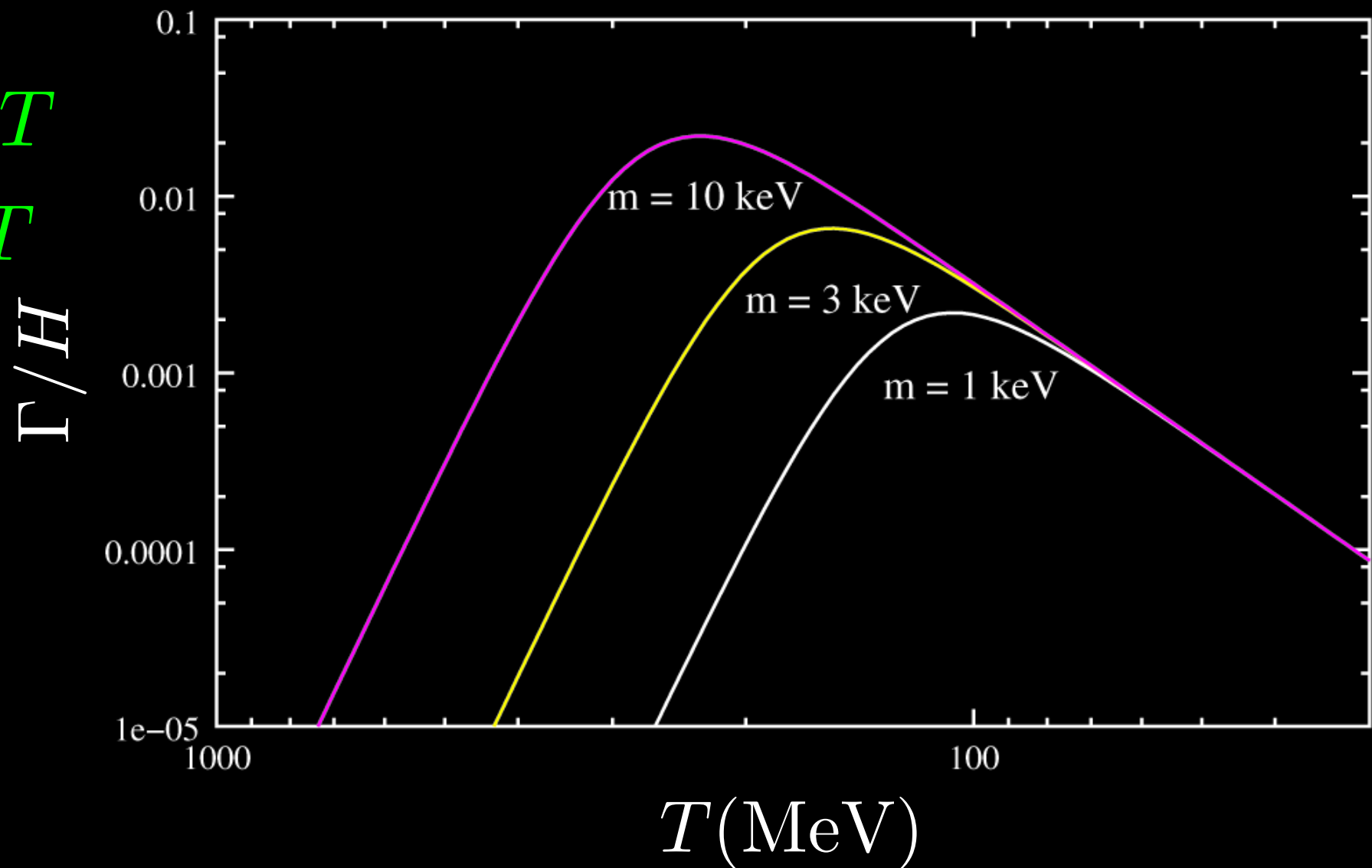
$$\Gamma(\nu_\alpha \rightarrow \nu_s) \sim \frac{\Gamma_\alpha(p) \Delta^2(p) \sin^2 2\theta}{\Delta^2(p) \sin^2 2\theta + D^2(p) + [\Delta(p) \cos 2\theta - V^L(p) - V^T(p)]^2}$$

$$D(p)^2 \sim T^{10}$$

$$[V^T]^2 \sim T^{10}$$

$$H^2 = \frac{8\pi}{3} G\rho \sim T^4$$

$$\frac{\Gamma}{H} \sim \begin{cases} T^{-9} & \text{High } T \\ T^3 & \text{Low } T \end{cases}$$



Sterile Neutrino Dark Matter Production

$$\Gamma_\alpha(p) \sim G_F^2 p T^4 \sim T^5$$

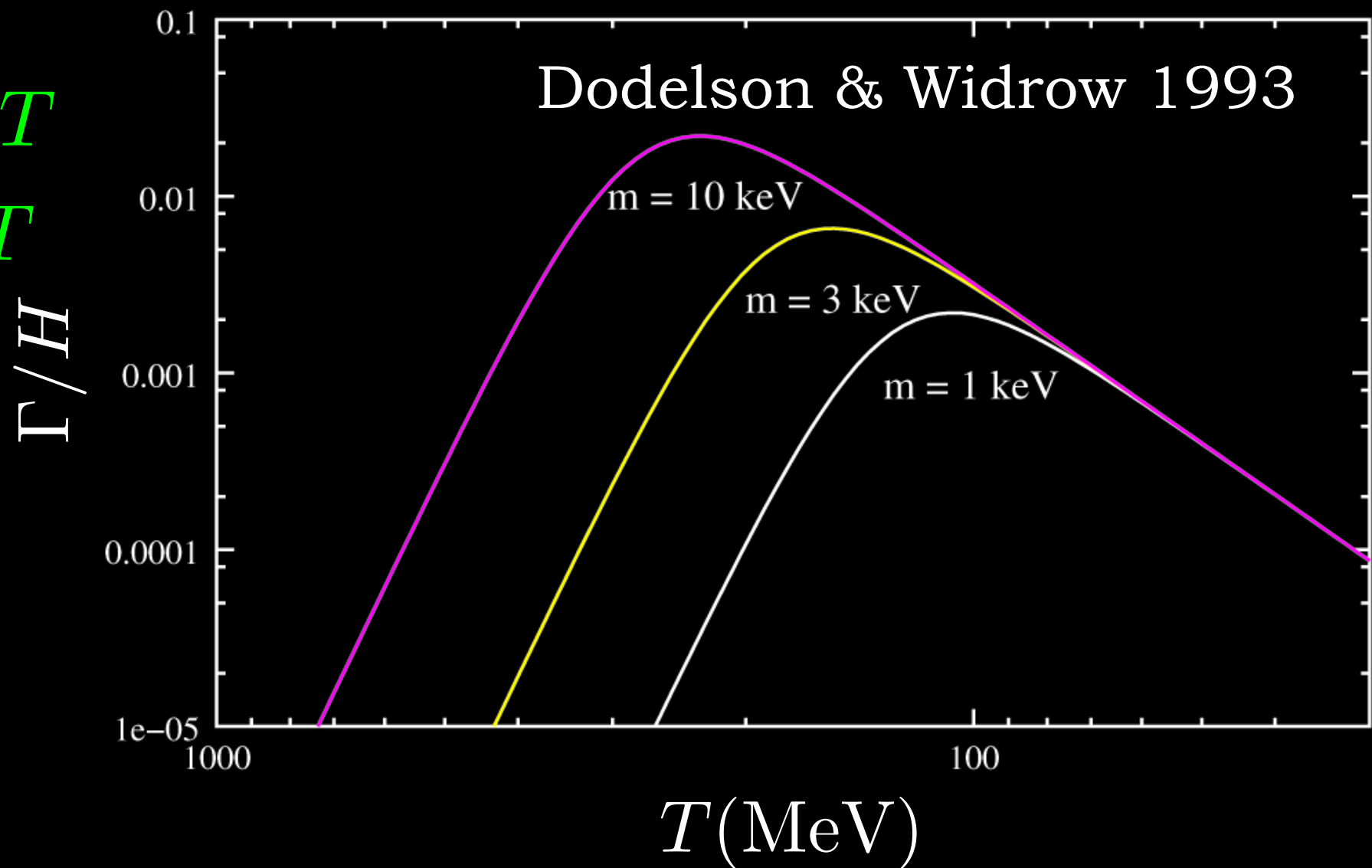
$$\Gamma(\nu_\alpha \rightarrow \nu_s) \sim \frac{\Gamma_\alpha(p) \Delta^2(p) \sin^2 2\theta}{\Delta^2(p) \sin^2 2\theta + D^2(p) + [\Delta(p) \cos 2\theta - V^L(p) - V^T(p)]^2}$$

$$D(p)^2 \sim T^{10}$$

$$[V^T]^2 \sim T^{10}$$

$$H^2 = \frac{8\pi}{3} G\rho \sim T^4$$

$$\frac{\Gamma}{H} \sim \begin{cases} T^{-9} & \text{High } T \\ T^3 & \text{Low } T \end{cases}$$



Sterile Neutrino Dark Matter Production

$$\Gamma_\alpha(p) \sim G_F^2 p T^4 \sim T^5 \quad \Delta^2 \sim p^{-2} \sim T^{-2}$$

$$\Gamma(\nu_\alpha \rightarrow \nu_s) \sim \frac{\Gamma_\alpha(p) \Delta^2(p) \sin^2 2\theta}{\Delta^2(p) \sin^2 2\theta + D^2(p) + [\Delta(p) \cos 2\theta - V^L(p) - V^T(p)]^2}$$

$$D(p)^2 \sim T^{10}$$

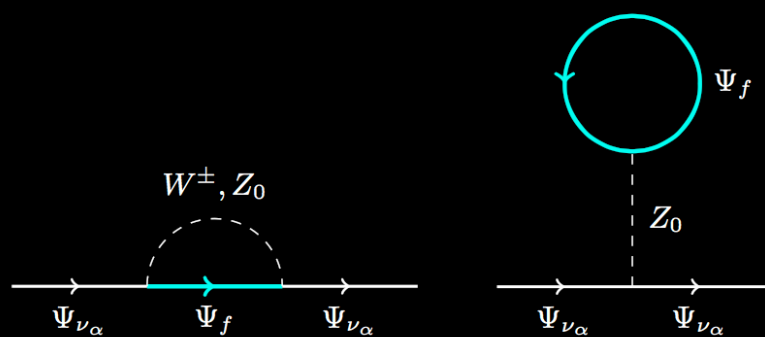
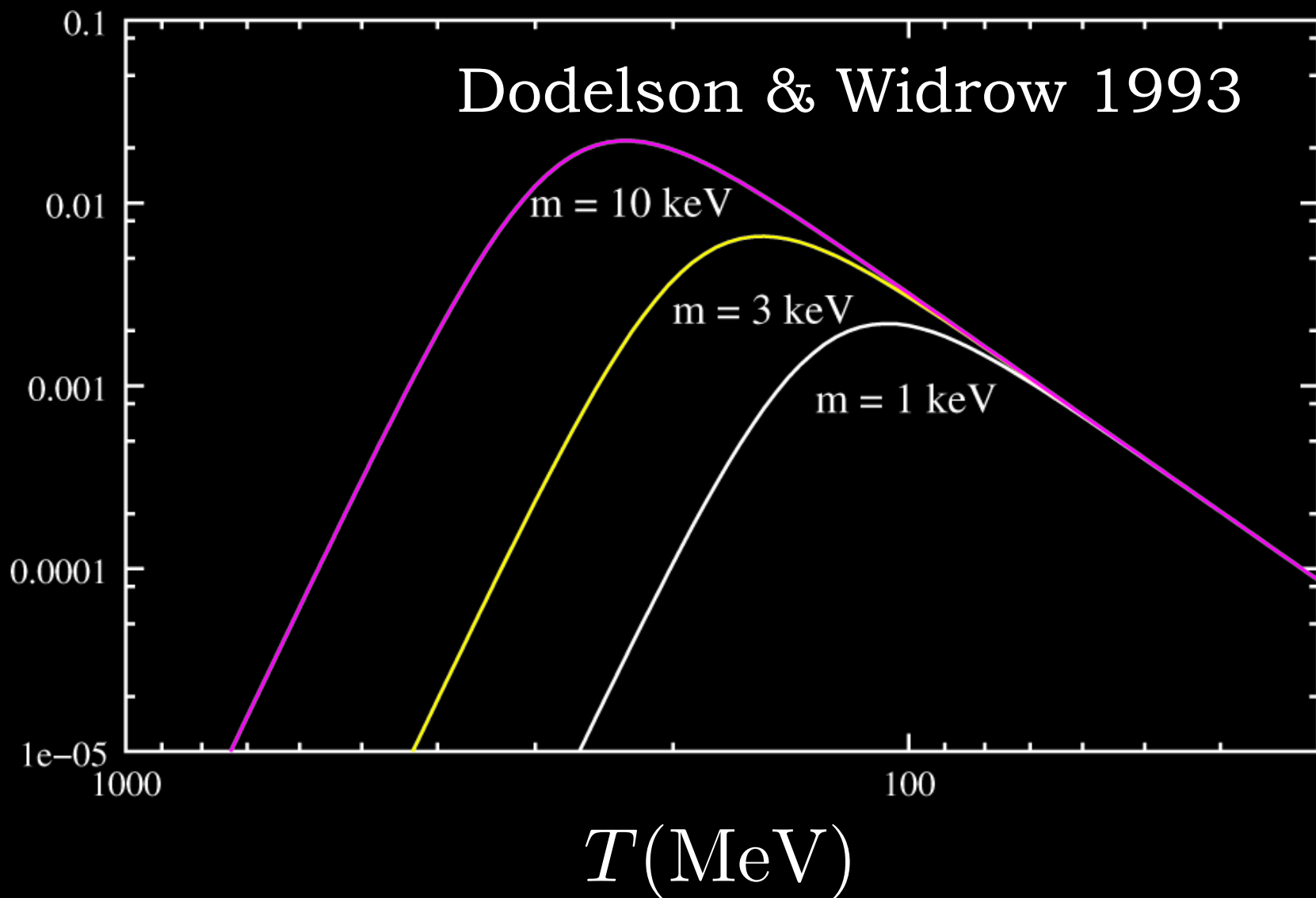
$$[V^T]^2 \sim T^{10}$$

$$H^2 = \frac{8\pi}{3} G\rho \sim T^4$$

$$\frac{\Gamma}{H} \sim \begin{cases} T^{-9} & \text{High } T \\ T^3 & \text{Low } T \end{cases}$$

Never in Equilibrium!!

Γ/H



Sterile Neutrino Dark Matter Production

$$\Gamma_\alpha(p) \sim G_F^2 p T^4 \sim T^5$$

$$\Gamma(\nu_\alpha \rightarrow \nu_s) \sim \frac{\Gamma_\alpha(p) \Delta^2(p) \sin^2 2\theta}{\Delta^2(p) \sin^2 2\theta + D^2(p) + [\Delta(p) \cos 2\theta - V^L(p) - V^T(p)]^2}$$

$$D(p)^2 \sim T^{10}$$

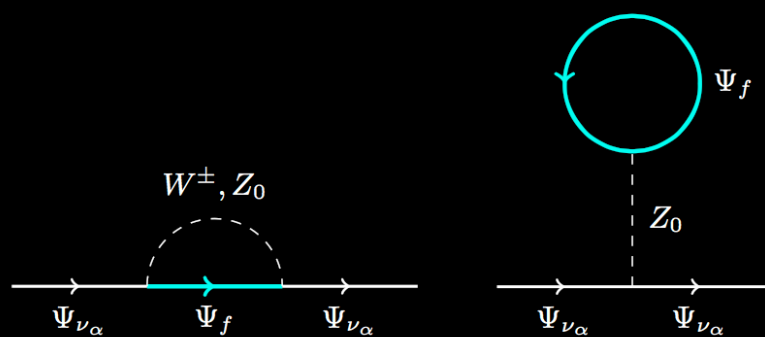
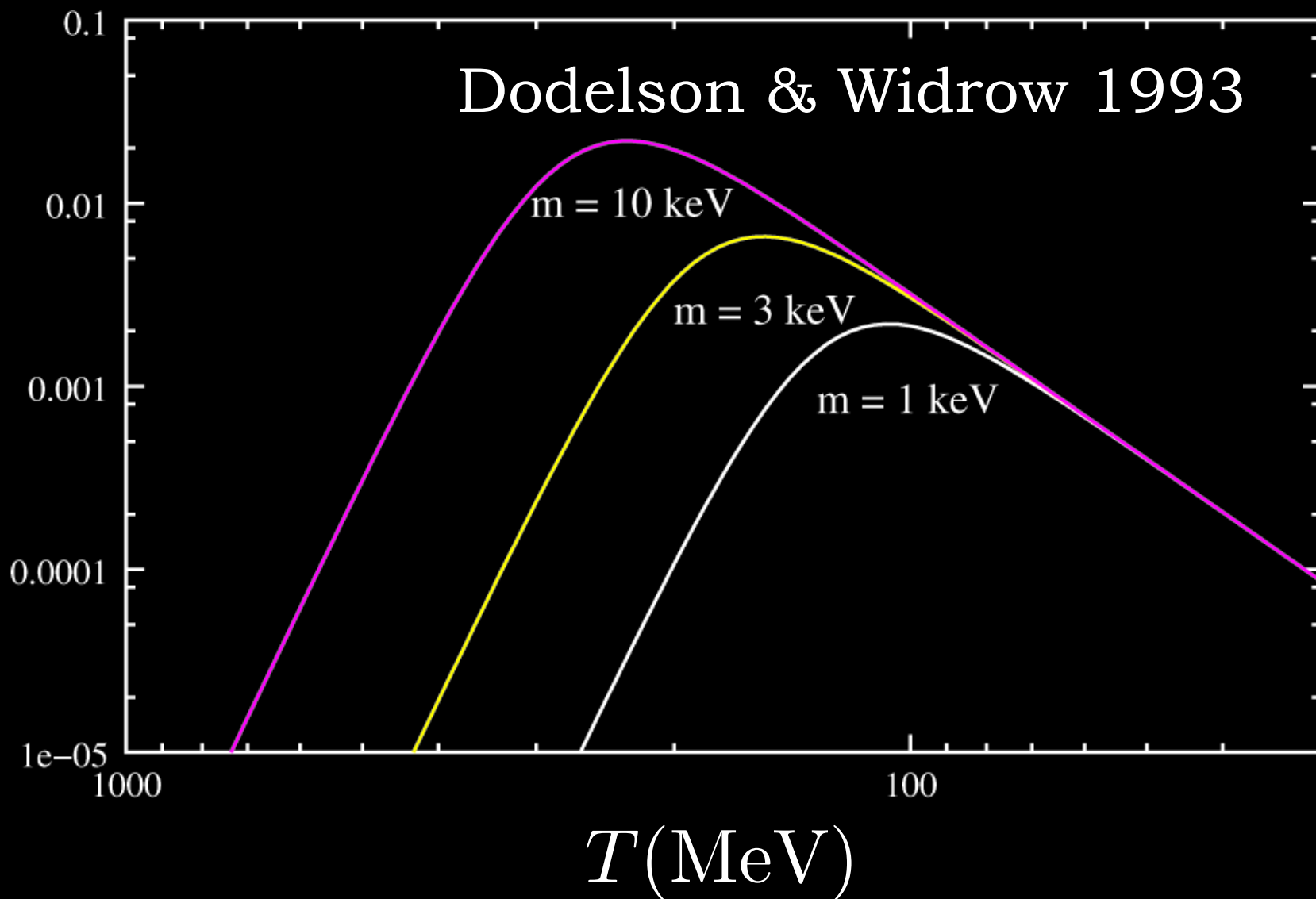
$$[V^T]^2 \sim T^{10}$$

$$H^2 = \frac{8\pi}{3} G\rho \sim T^4$$

$$\frac{\Gamma}{H} \sim \begin{cases} T^{-9} & \text{High } T \\ T^3 & \text{Low } T \end{cases}$$

Never in Equilibrium!!

Γ/H



Sterile Neutrino Dark Matter Production

$$\Gamma_\alpha(p) \sim G_F^2 p T^4 \sim T^5$$

$$\Gamma(\nu_\alpha \rightarrow \nu_s) \sim \frac{\Gamma_\alpha(p) \Delta^2(p) \sin^2 2\theta}{\Delta^2(p) \sin^2 2\theta + D^2(p) + [\Delta(p) \cos 2\theta - V^L(p) - V^T(p)]^2}$$

$$D(p)^2 \sim T^{10}$$

$$[V^T]^2 \sim T^{10}$$

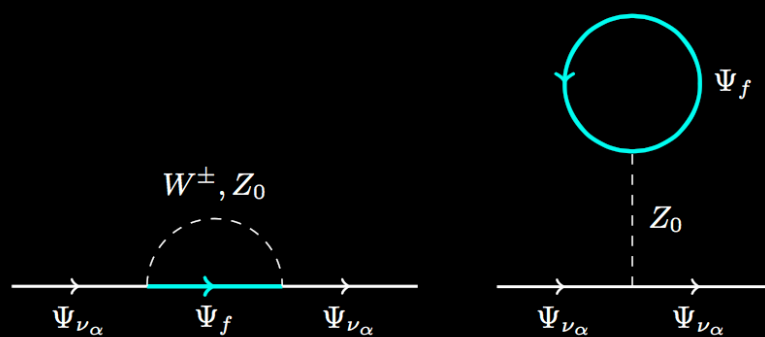
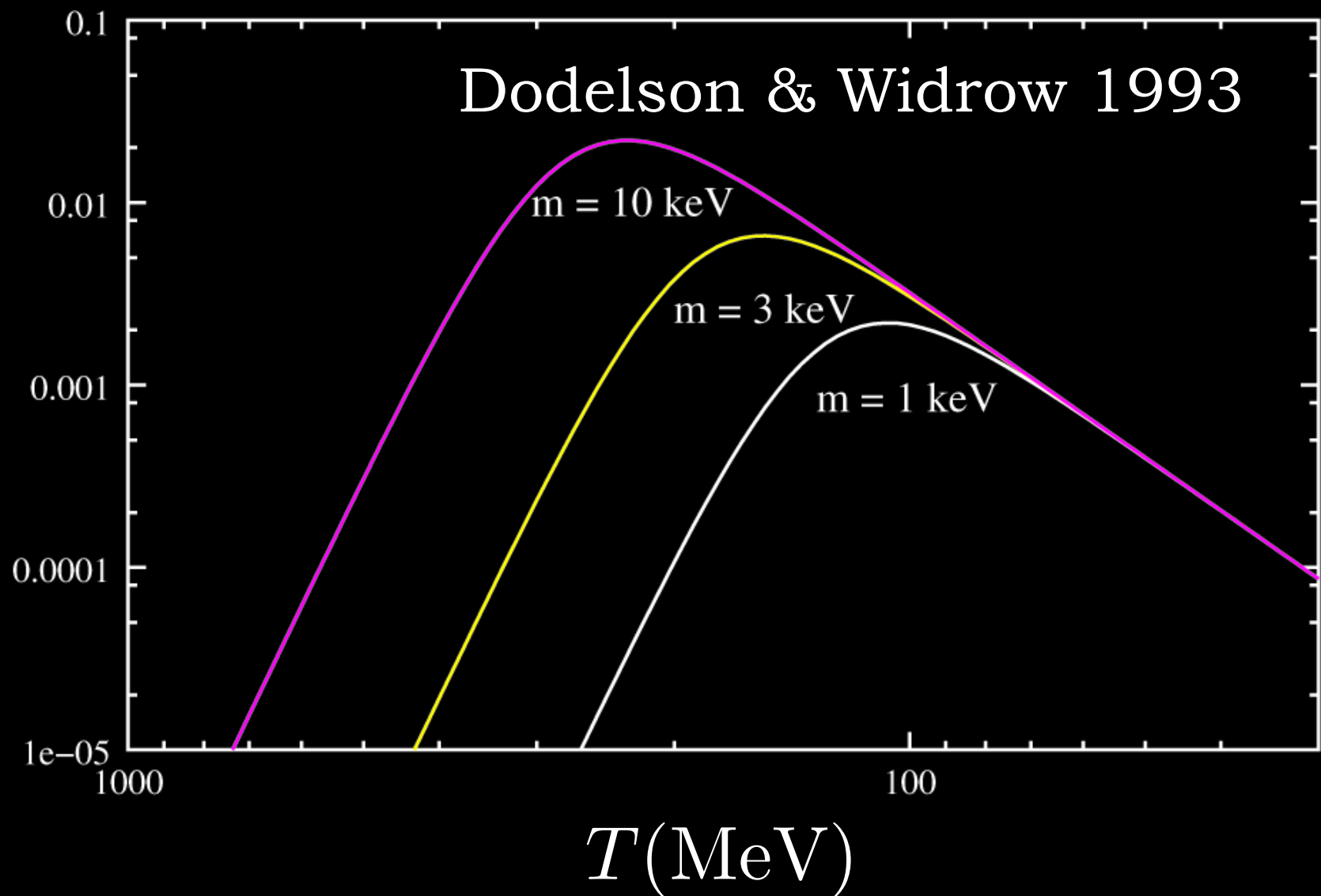
$$H^2 = \frac{8\pi}{3} G\rho \sim T^4$$

Resonance: Shi & Fuller 1998

$$\frac{\Gamma}{H} \sim \begin{cases} T^{-9} & \text{High } T \\ T^3 & \text{Low } T \end{cases}$$

Never in Equilibrium!!

Γ/H



Observing the Sterile Neutrino in the X-ray:
Chandra & XMM-Newton X-ray Space Telescopes



Chandra

Launched in 1999

Observing the Sterile Neutrino in the X-ray:
Chandra & XMM-Newton X-ray Space Telescopes



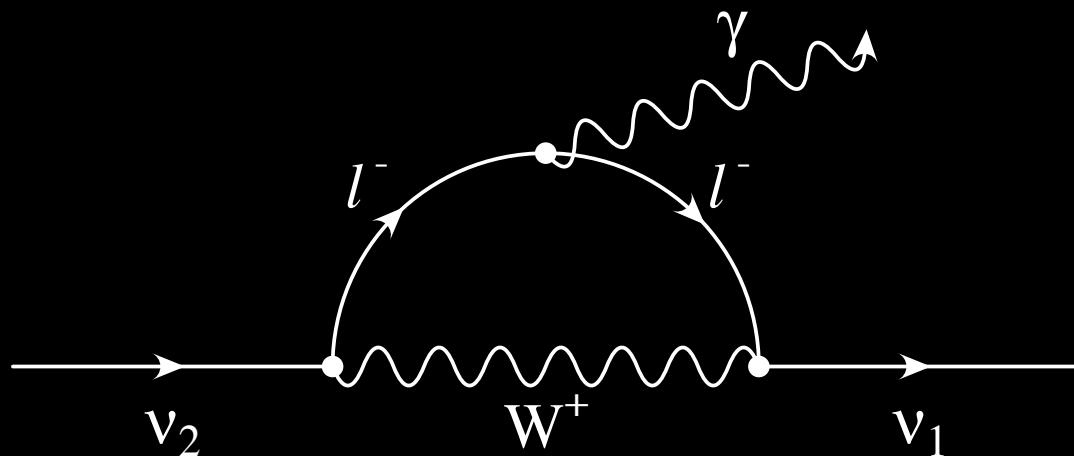
Launched in 1999

Chandra

**Resonant & Nonresonant
Production & Constraints:**
Abazajian, Fuller & Patel 2001

Sterile ν WDM Radiative Decay in the X-ray

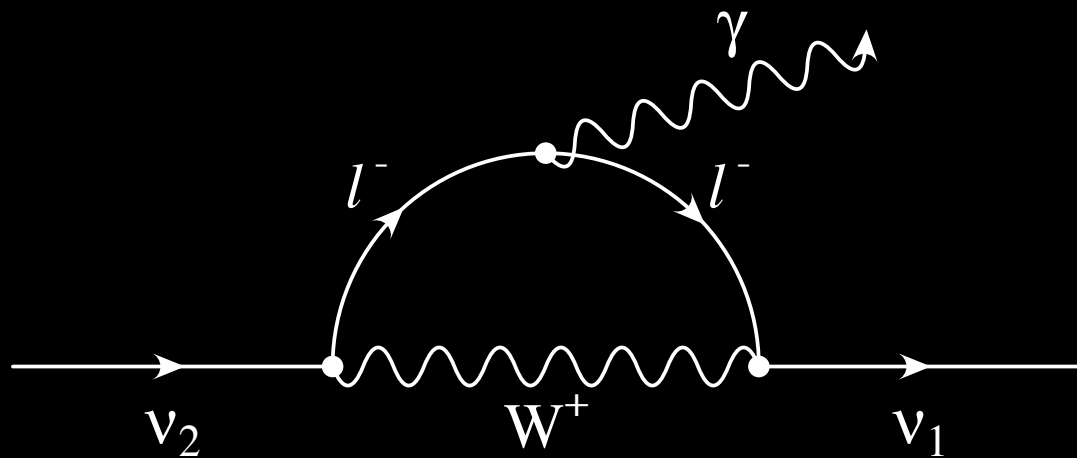
Decay: Shrock 1974; Pal & Wolfenstein 1981
X-ray: Abazajian, Fuller & Tucker 2001



$$“\nu_s” \rightarrow “\nu_\alpha” + \gamma$$

Sterile ν WDM Radiative Decay in the X-ray

Decay: Shrock 1974; Pal & Wolfenstein 1981
X-ray: Abazajian, Fuller & Tucker 2001

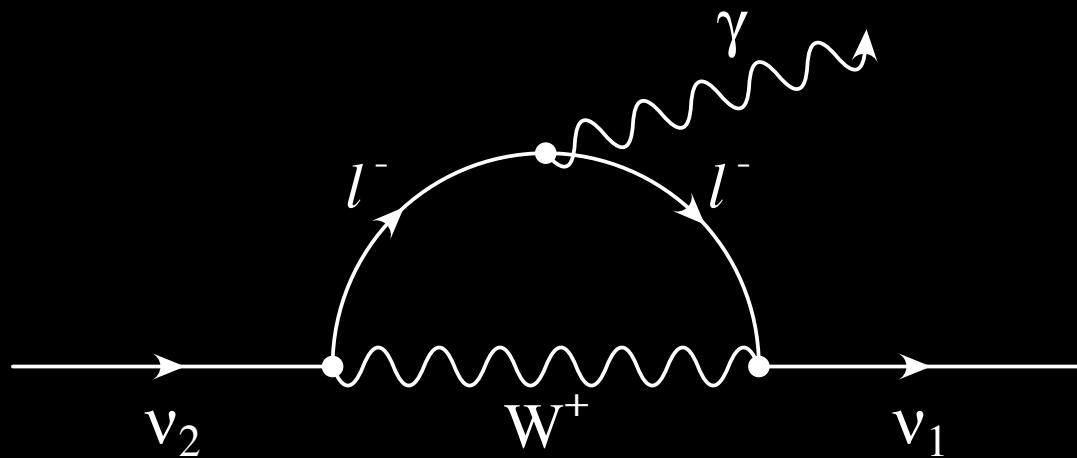


$$“\nu_s” \rightarrow “\nu_\alpha” + \gamma$$

$$E_\gamma = \frac{m_s}{2} \sim 1 \text{ keV}$$

Sterile ν WDM Radiative Decay in the X-ray

Decay: Shrock 1974; Pal & Wolfenstein 1981
X-ray: Abazajian, Fuller & Tucker 2001



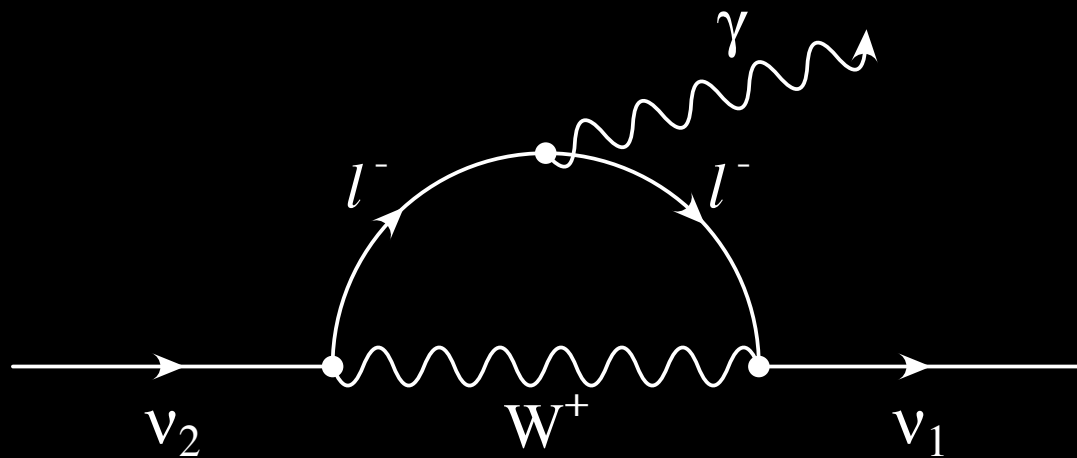
$$“\nu_s” \rightarrow “\nu_\alpha” + \gamma$$

$$E_\gamma = \frac{m_s}{2} \sim 1 \text{ keV}$$

$$\Gamma_\gamma = 1.62 \times 10^{-28} \text{ s}^{-1} \left(\frac{\sin^2 2\theta}{7 \times 10^{-11}} \right) \left(\frac{m_s}{7 \text{ keV}} \right)^5$$

Sterile ν WDM Radiative Decay in the X-ray

Decay: Shrock 1974; Pal & Wolfenstein 1981
X-ray: Abazajian, Fuller & Tucker 2001



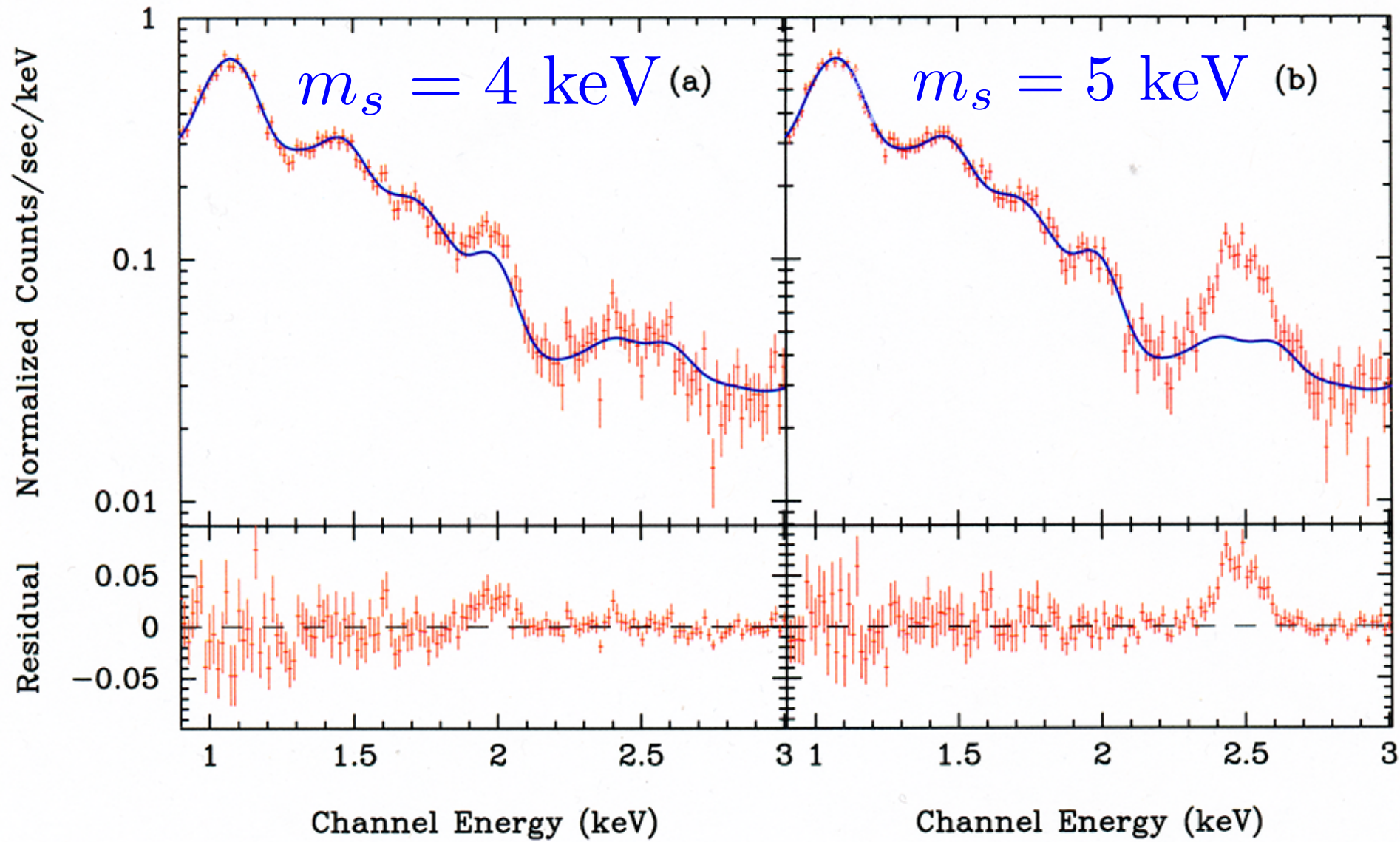
$$“\nu_s” \rightarrow “\nu_\alpha” + \gamma$$

$$E_\gamma = \frac{m_s}{2} \sim 1 \text{ keV}$$

$$\Gamma_\gamma = 1.62 \times 10^{-28} \text{ s}^{-1} \left(\frac{\sin^2 2\theta}{7 \times 10^{-11}} \right) \left(\frac{m_s}{7 \text{ keV}} \right)^5$$

Virgo Cluster: 10^{78} DM particles

Slide from 2001


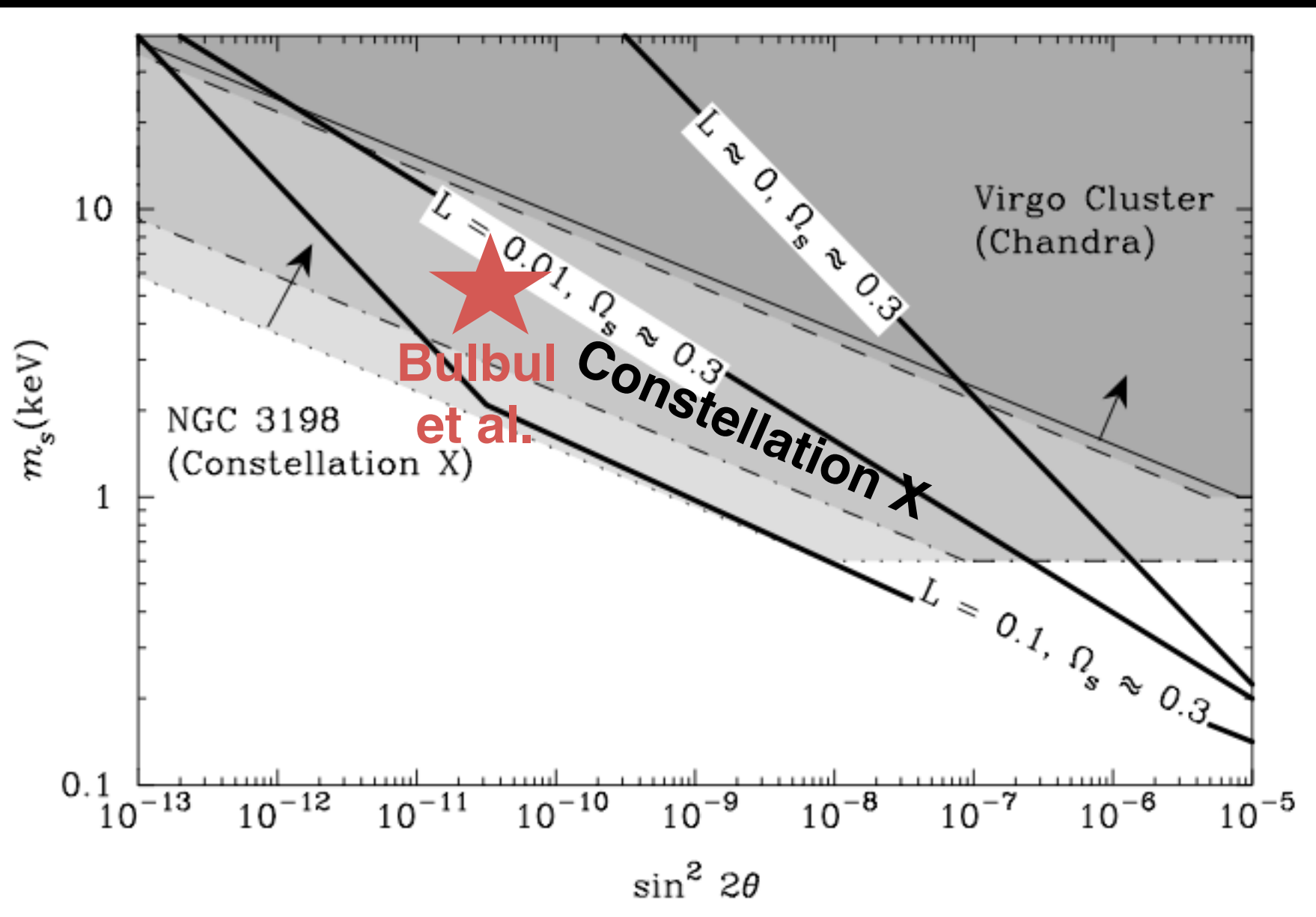


Current Limits

+
Future Detection?

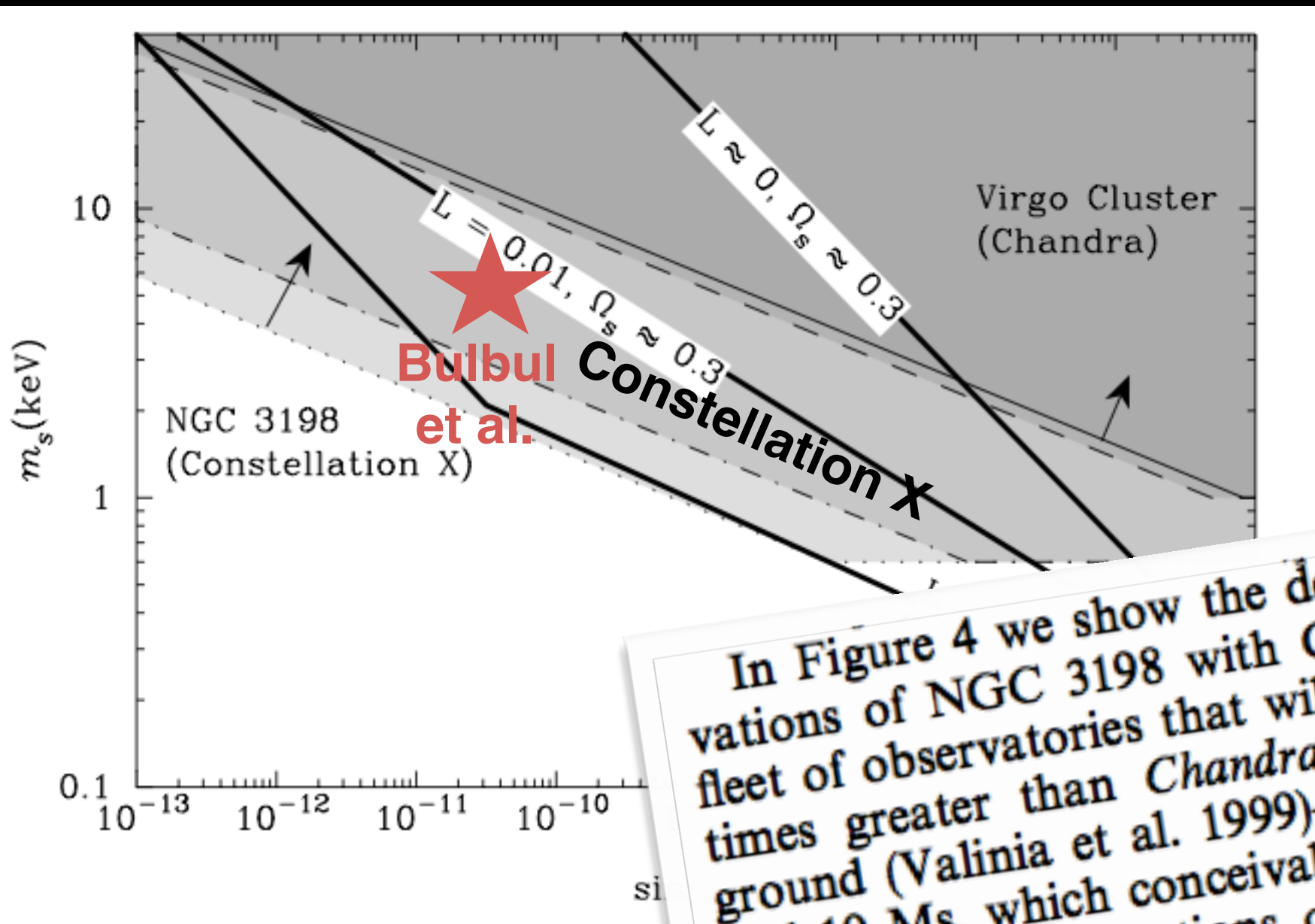
Forecast X-ray Observation Sensitivity for *Constellation-X*

Abazajian, Fuller & Tucker 2001



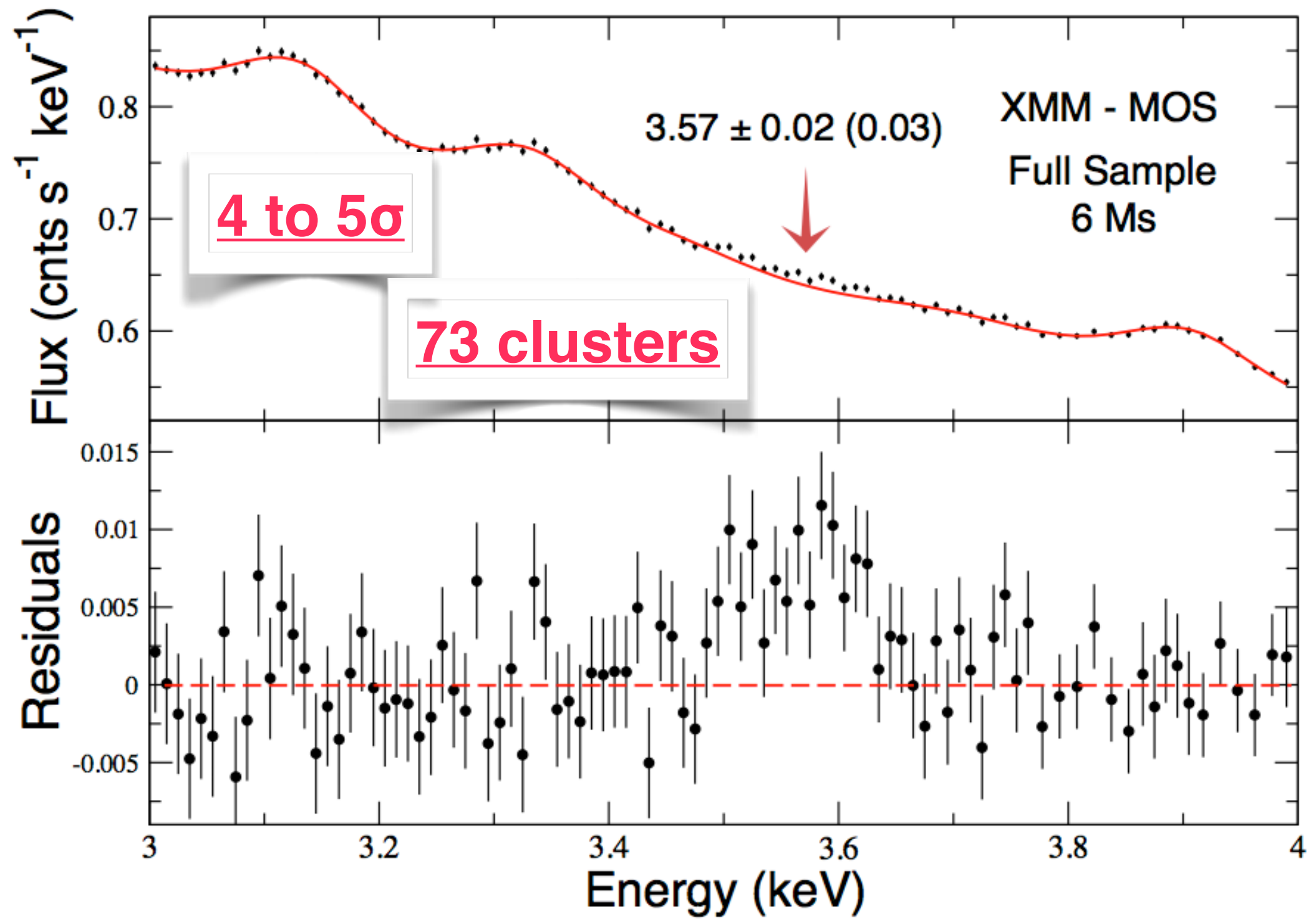
Forecast X-ray Observation Sensitivity for *Constellation-X*

Abazajian, Fuller & Tucker 2001

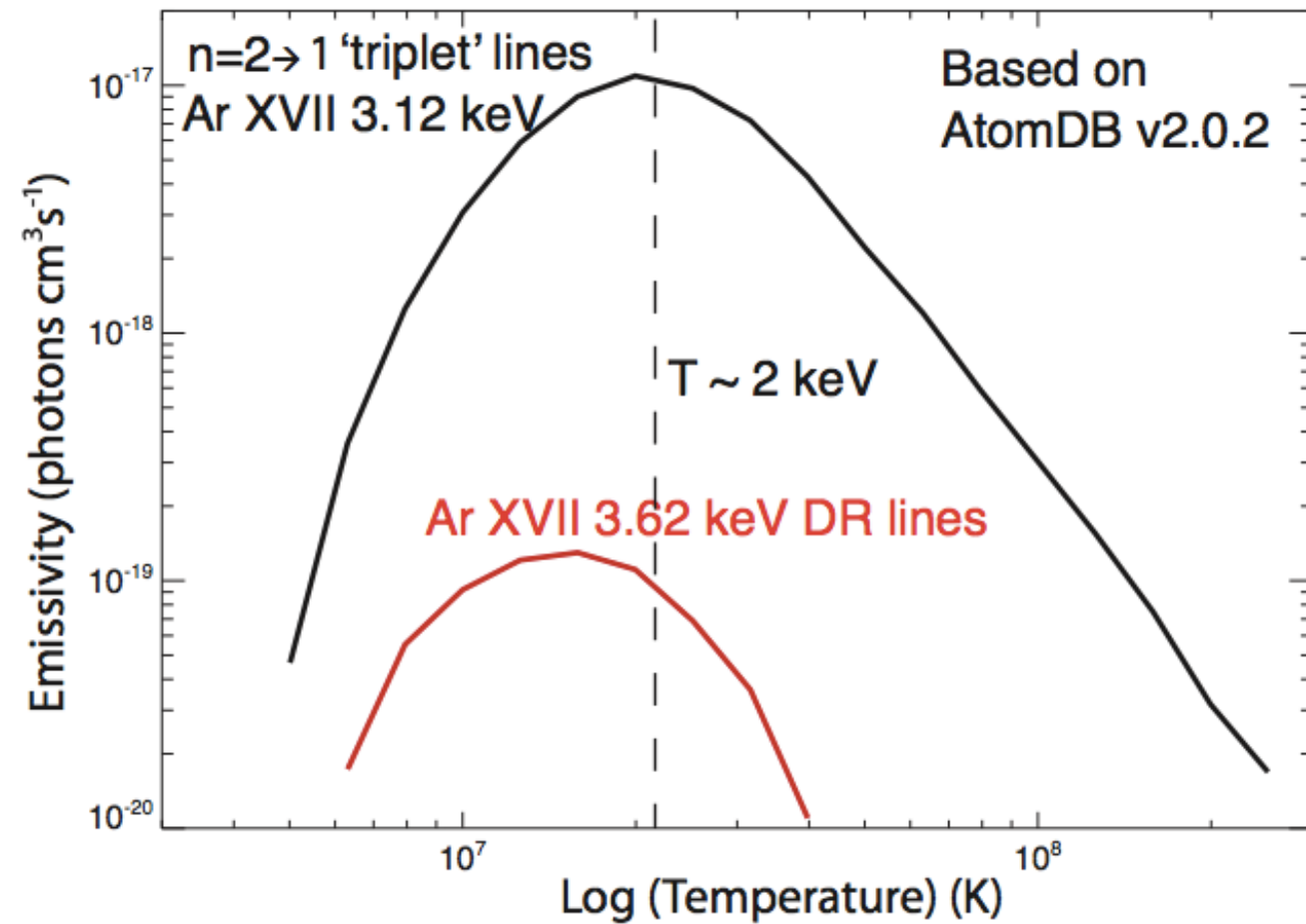
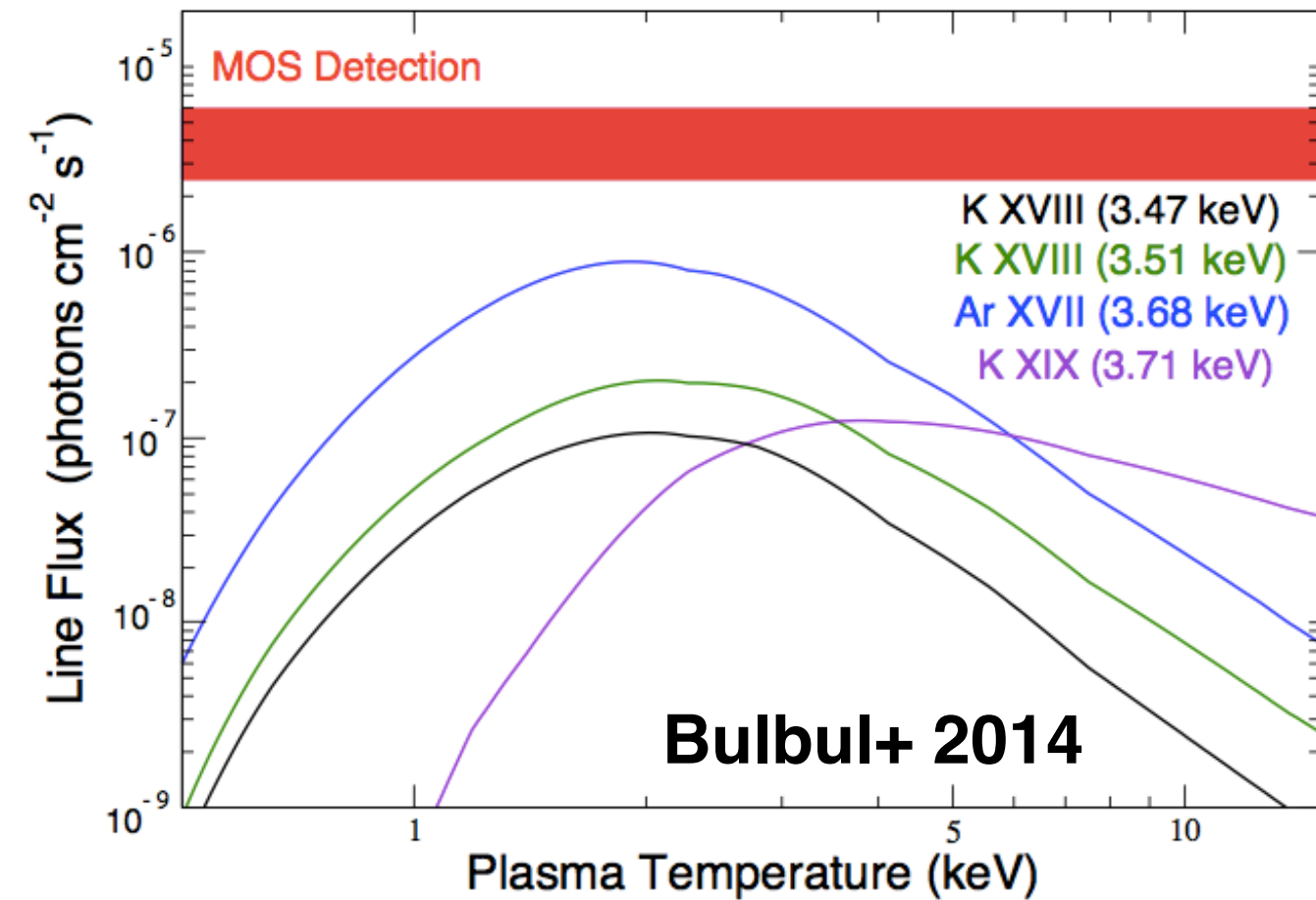


In Figure 4 we show the detectability region for observations of NGC 3198 with Constellation X—a proposed fleet of observatories that will have an effective area ~ 10 times greater than *Chandra* and no instrumental background (Valinia et al. 1999)—for two integration times, 1 and 10 Ms, which conceivably could be achieved through several long observations over a few years. An exposure equivalent to this could be obtained by a stacking analysis of the spectra of a number of similar clusters (see, e.g., Brandt et al. 2001; Tozzi et al. 2001). Constellation X, with very long integration times, holds out the prospect of covering nearly the entire WDM parameter space of interest for

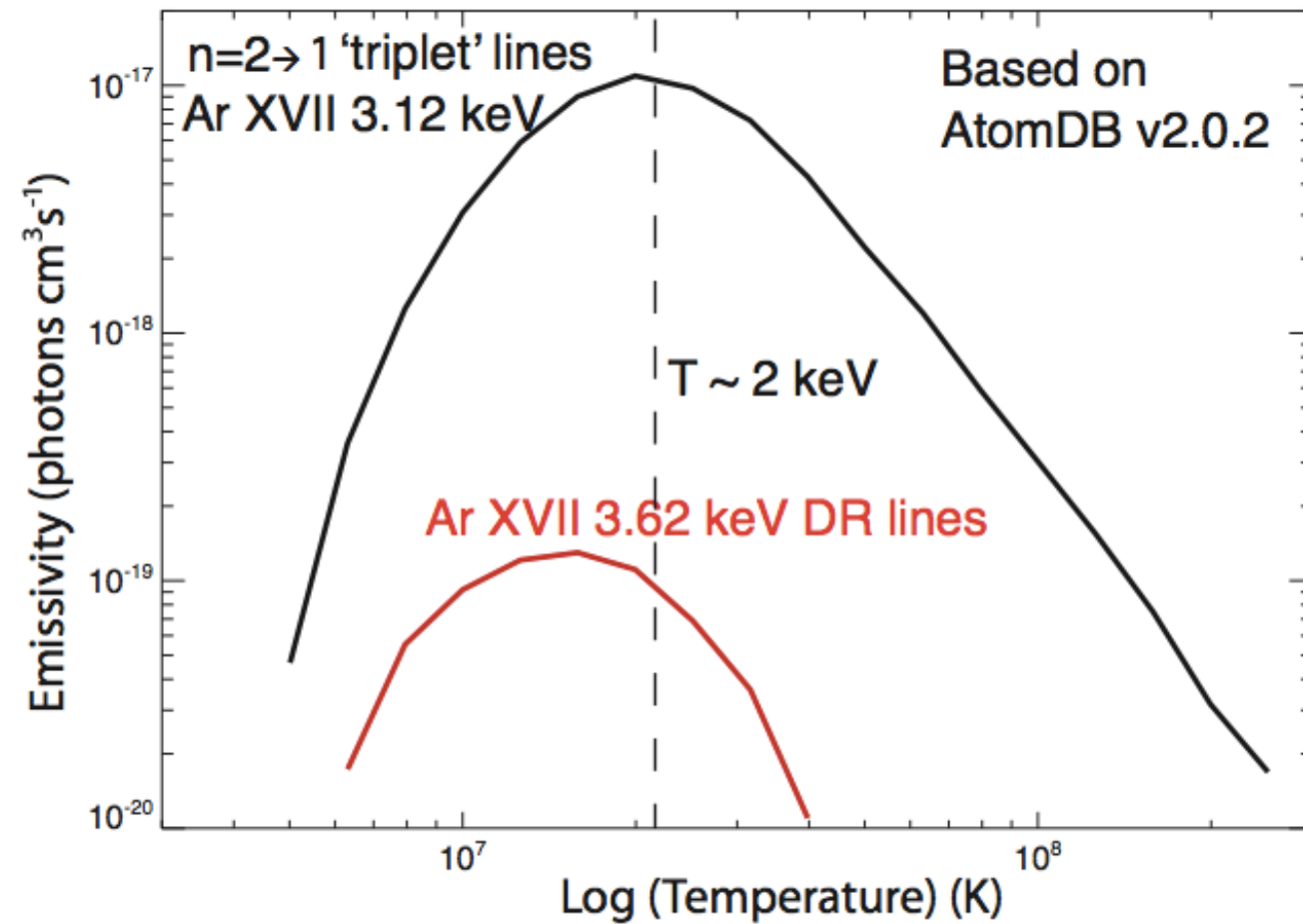
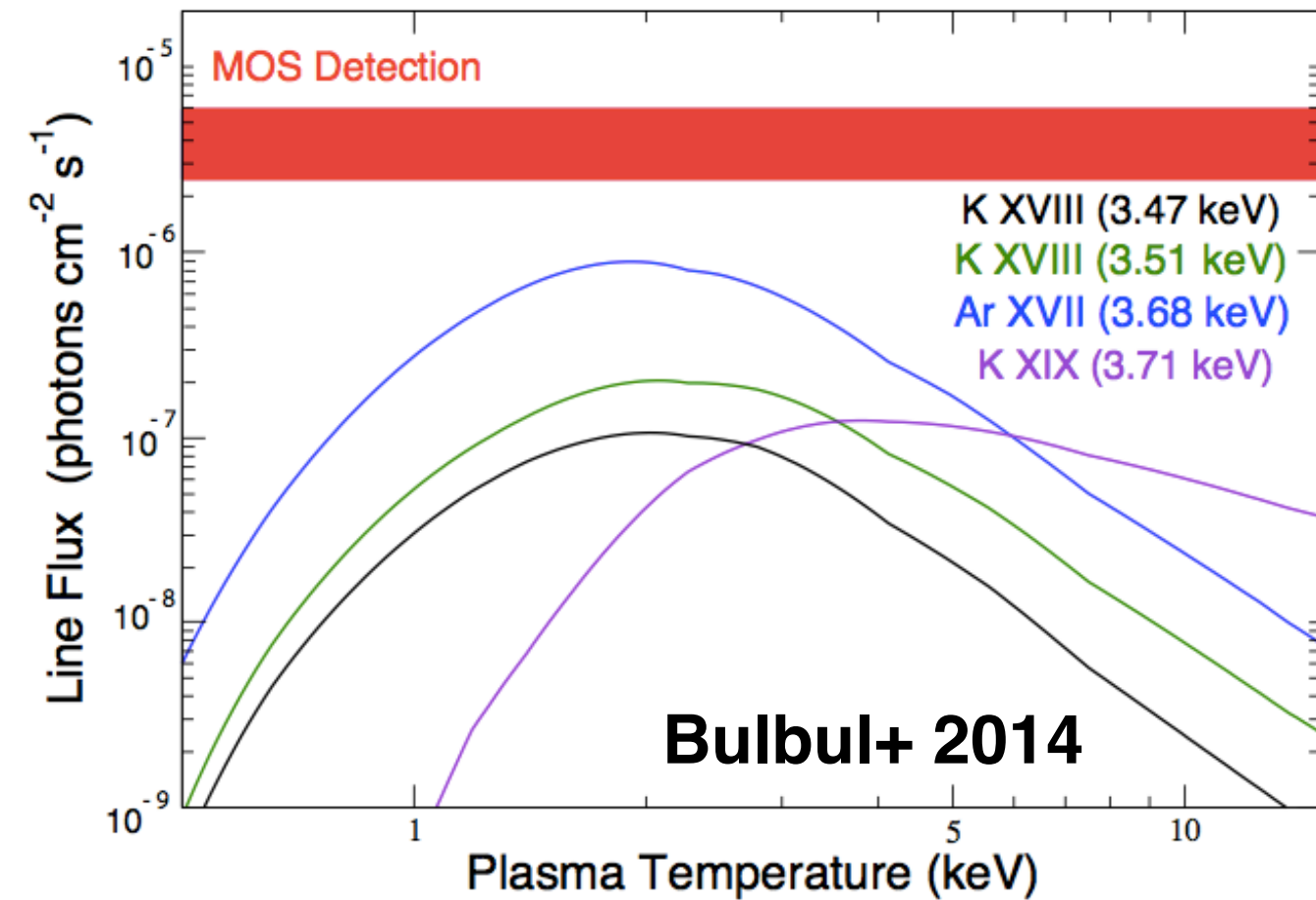
The Detection of an Unidentified Line



Metal Lines in Clusters at 3.5 keV? *unlikely*

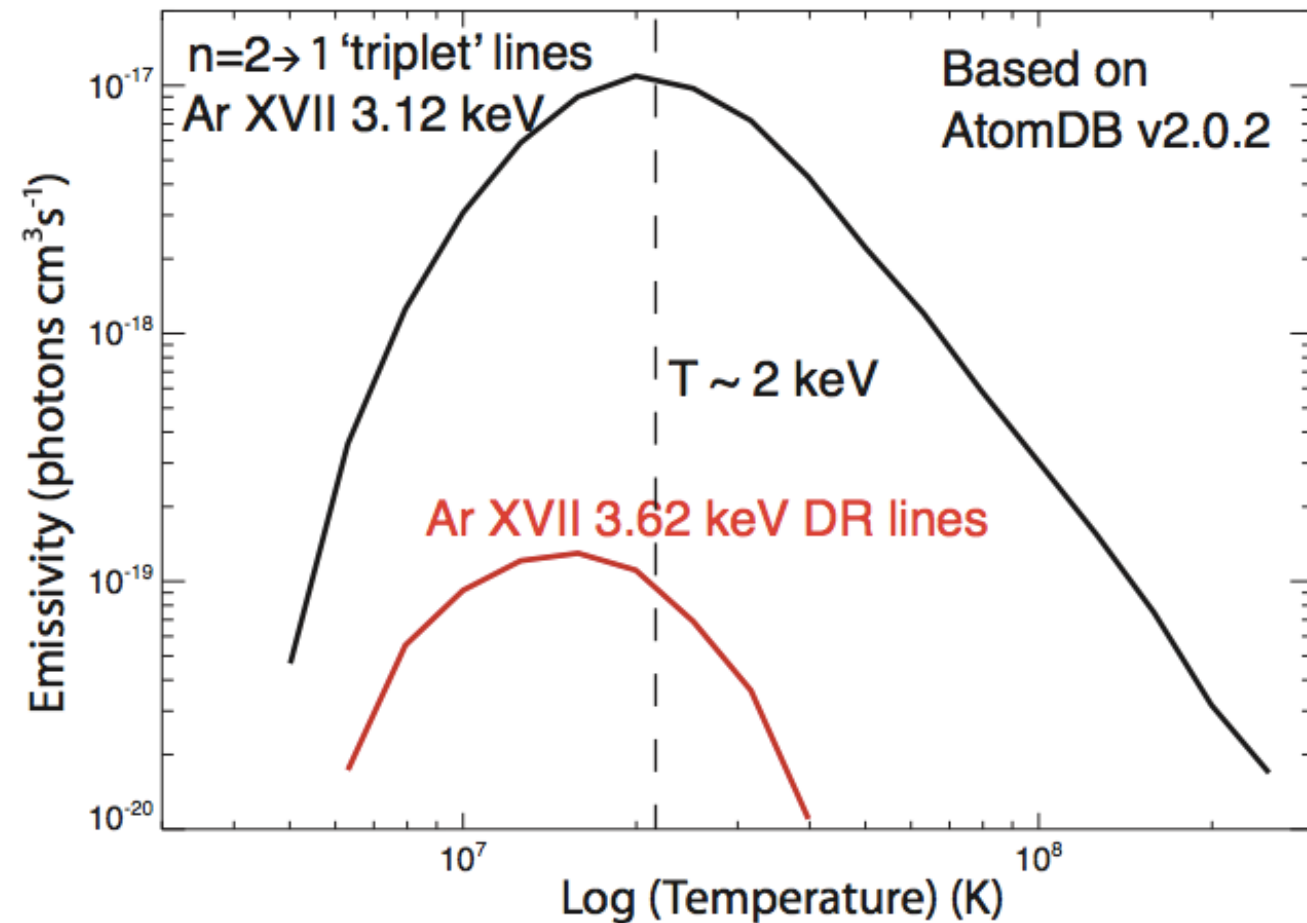
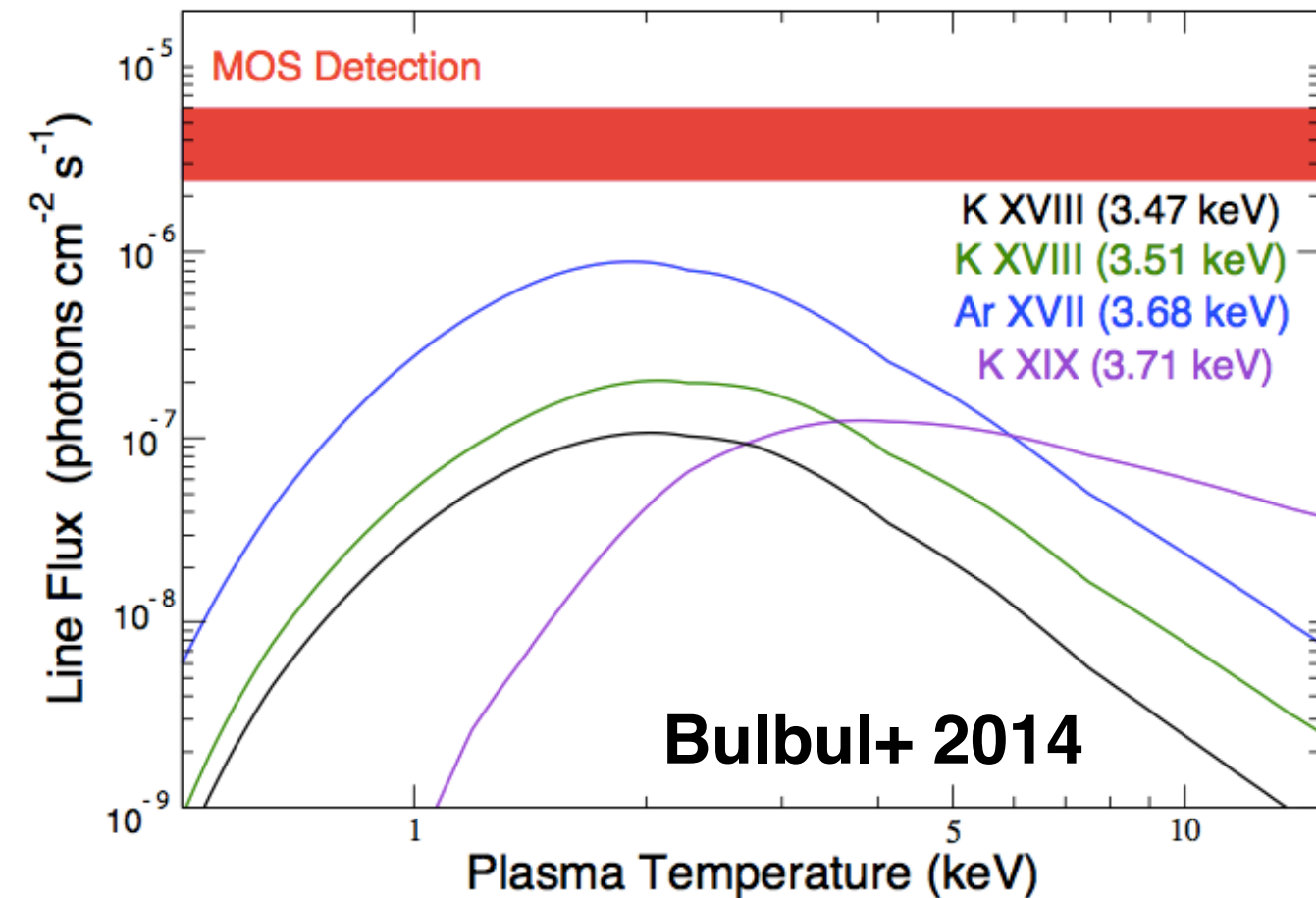


Metal Lines in Clusters at 3.5 keV? *unlikely*



- Most lines at this energy are too low in flux for the typical plasma temperatures

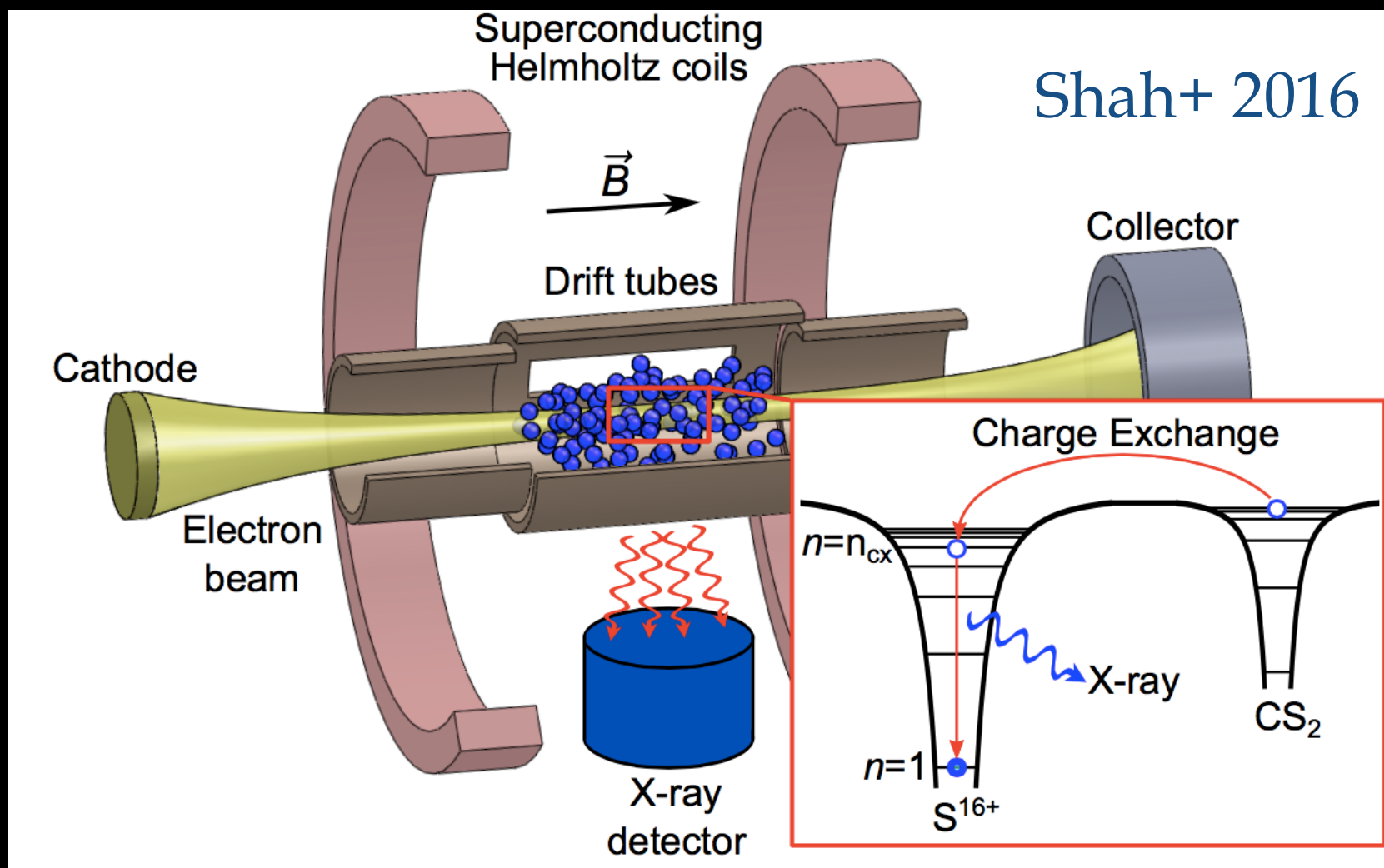
Metal Lines in Clusters at 3.5 keV? *unlikely*



- Most lines at this energy are too low in flux for the typical plasma temperatures

- Those that could be close, Ar XVII DR, would have accompanying lines that make its flux a factor of 30 too low

CX lines at ~ 3.5 keV?



Betancourt-Martinez+ 2014; Gu+ 2015; Shah+ 2016

CX line(s) at 3.44 - 3.47 keV while unidentified line at
3.57 \pm 0.025 keV (Perseus)
3.57 \pm 0.02 keV (MOS stack)
3.51 \pm 0.03 keV (PN stack)

Confirmation hope: Hitomi (Astro-H) X-ray Telescope

Successful launch Feb. 17, 2016



Confirmation hope: Hitomi (Astro-H) X-ray Telescope

Successful launch Feb. 17, 2016

Loss of satellite March 26, 2016



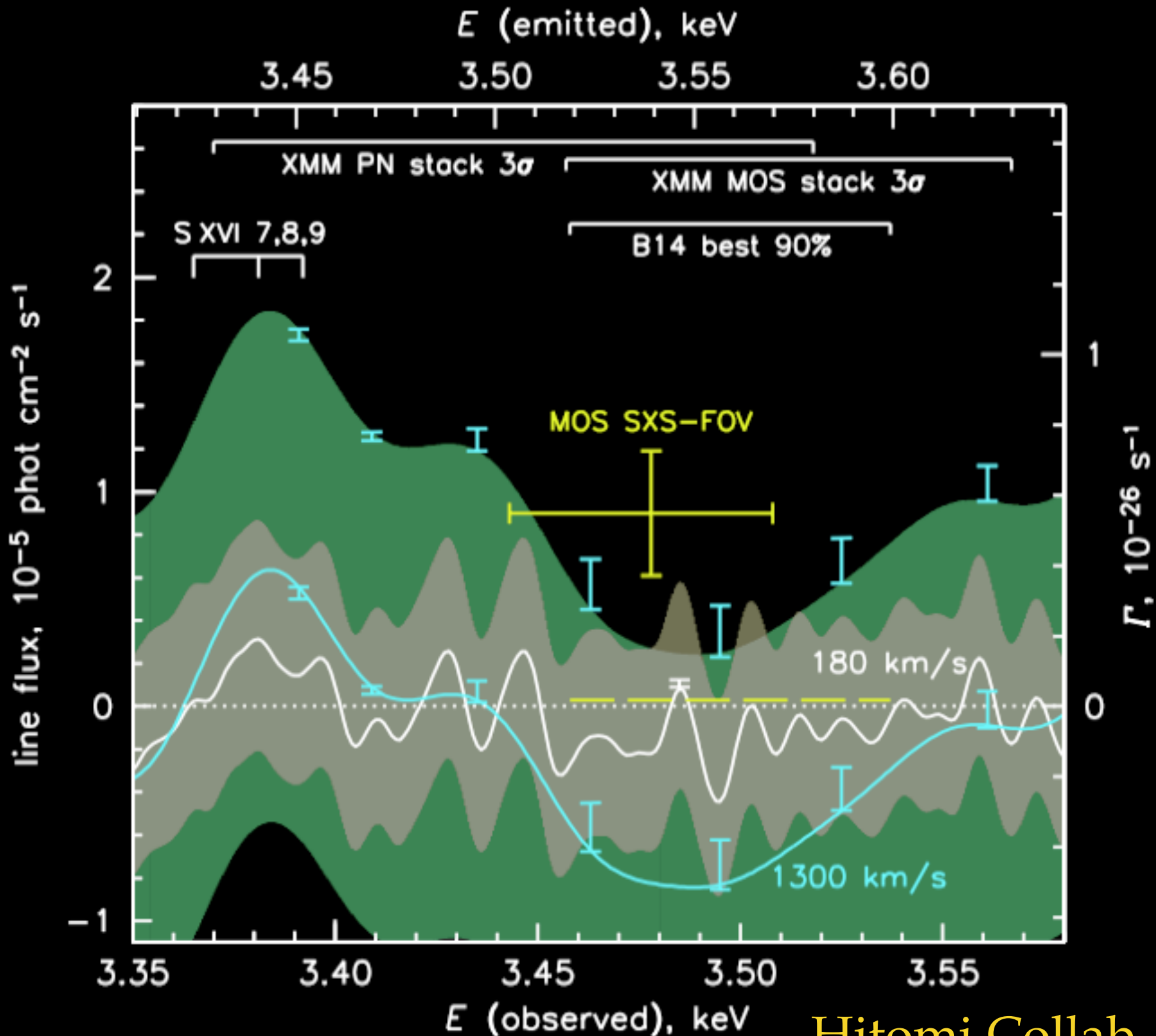
Confirmation hope: Hitomi (Astro-H) X-ray Telescope

Successful launch Feb. 17, 2016

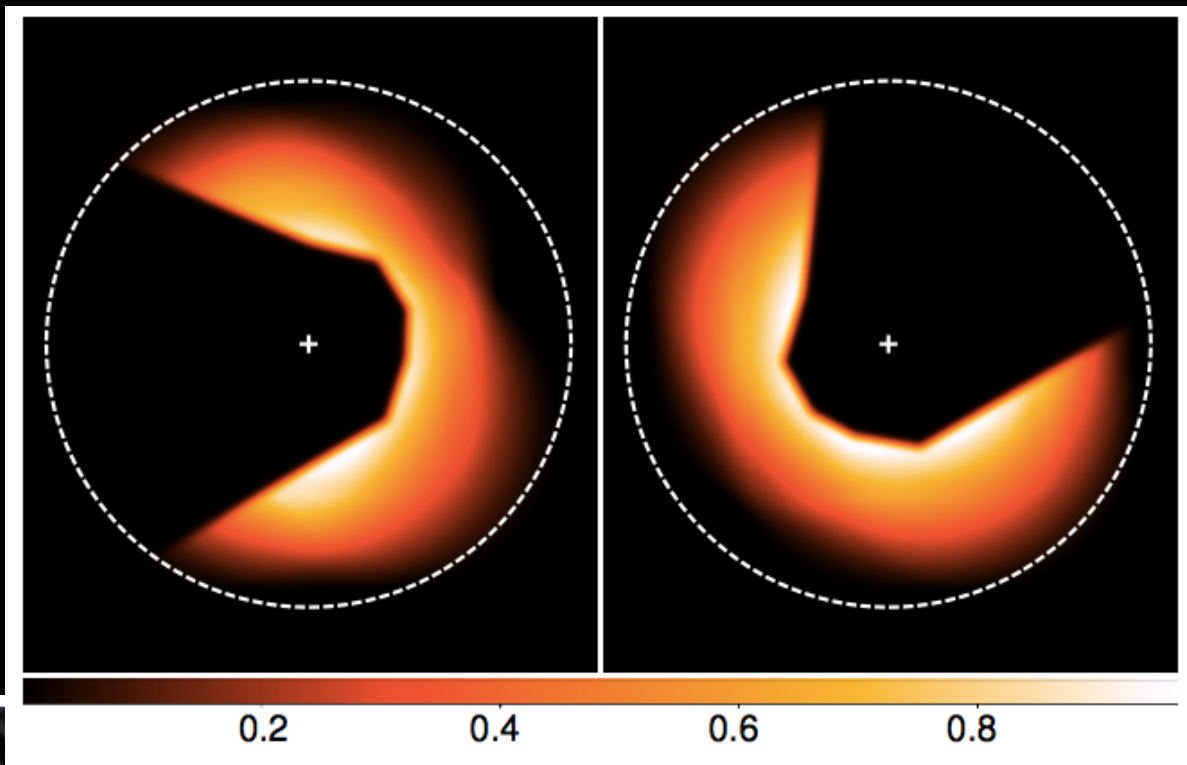
Loss of satellite March 26, 2016

*NASA Build-to-print SXS for the
X-Ray Astronomy Recovery Mission
launch March 2021*

Hitomi X-ray Telescope: Expected line or not?



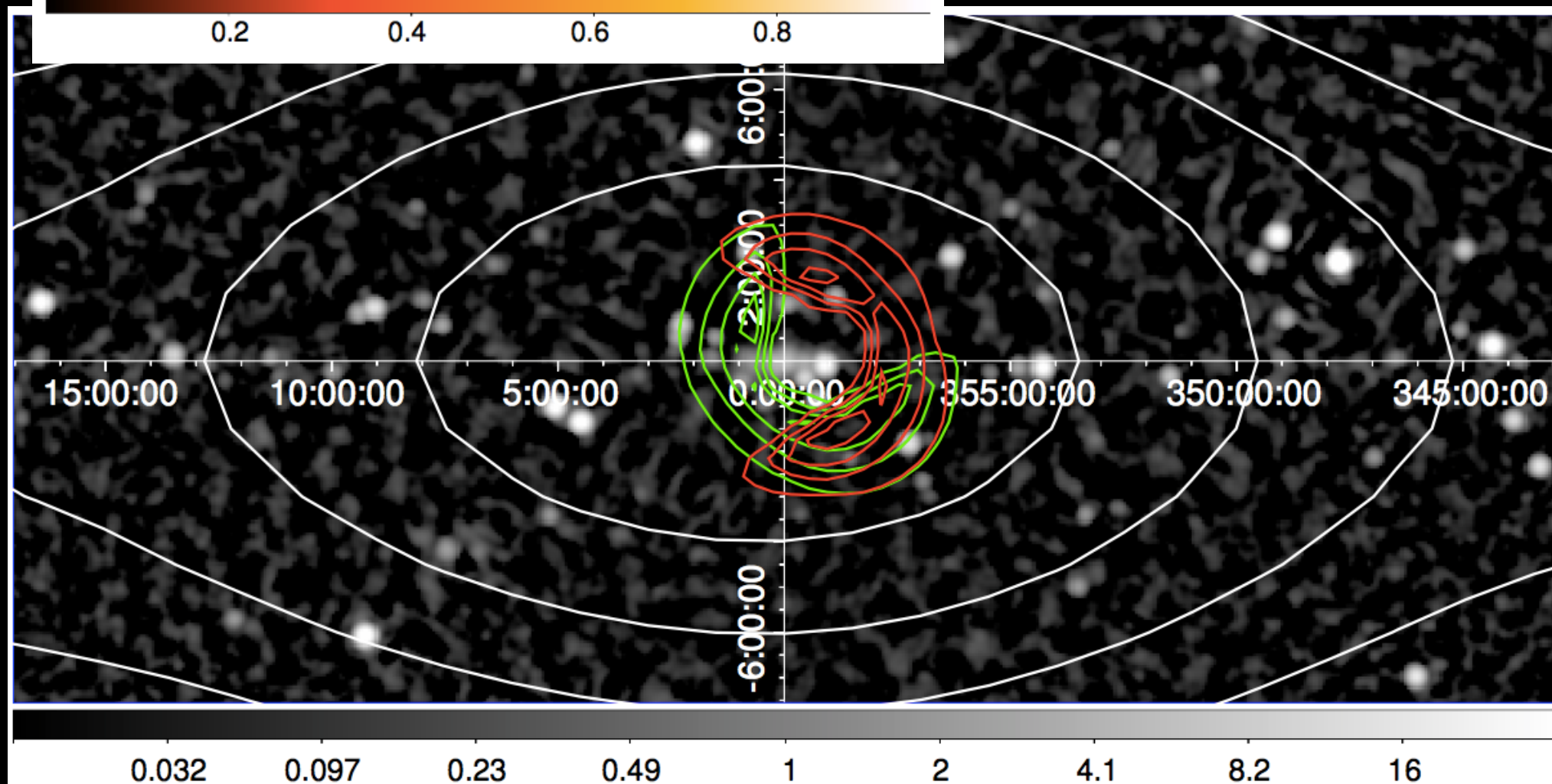
NuSTAR: the best current telescope?





Shielding gap in telescope lets in 0 bounce photons. 37 deg² aperture!

Perez+: GC no signal, limits (1609.00667)

Neronov+: Deep field sees 11.1 σ 3.5 keV line consistent with DM decay (1607.07328)



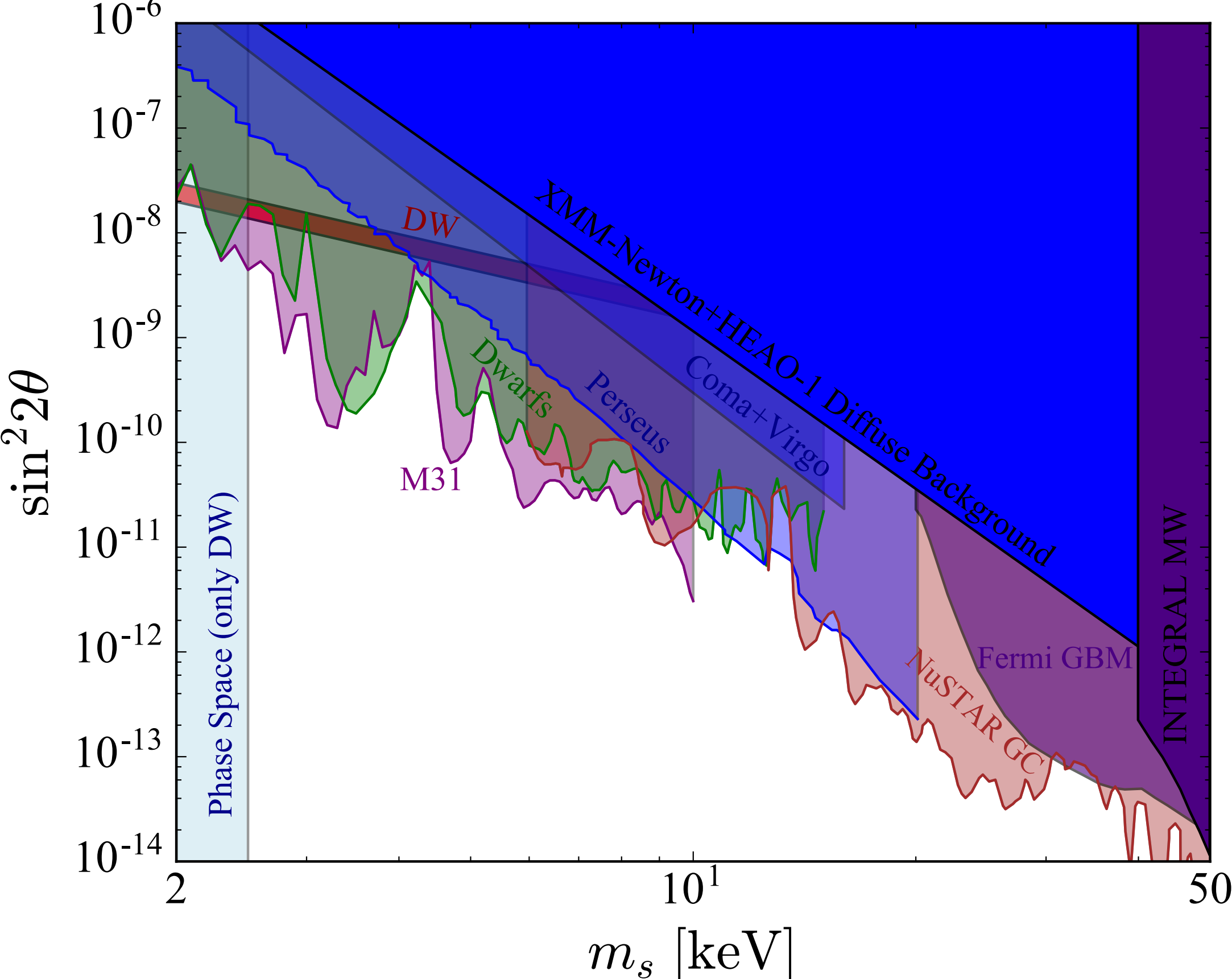
Chandra Deep Fields: 10 Ms of data



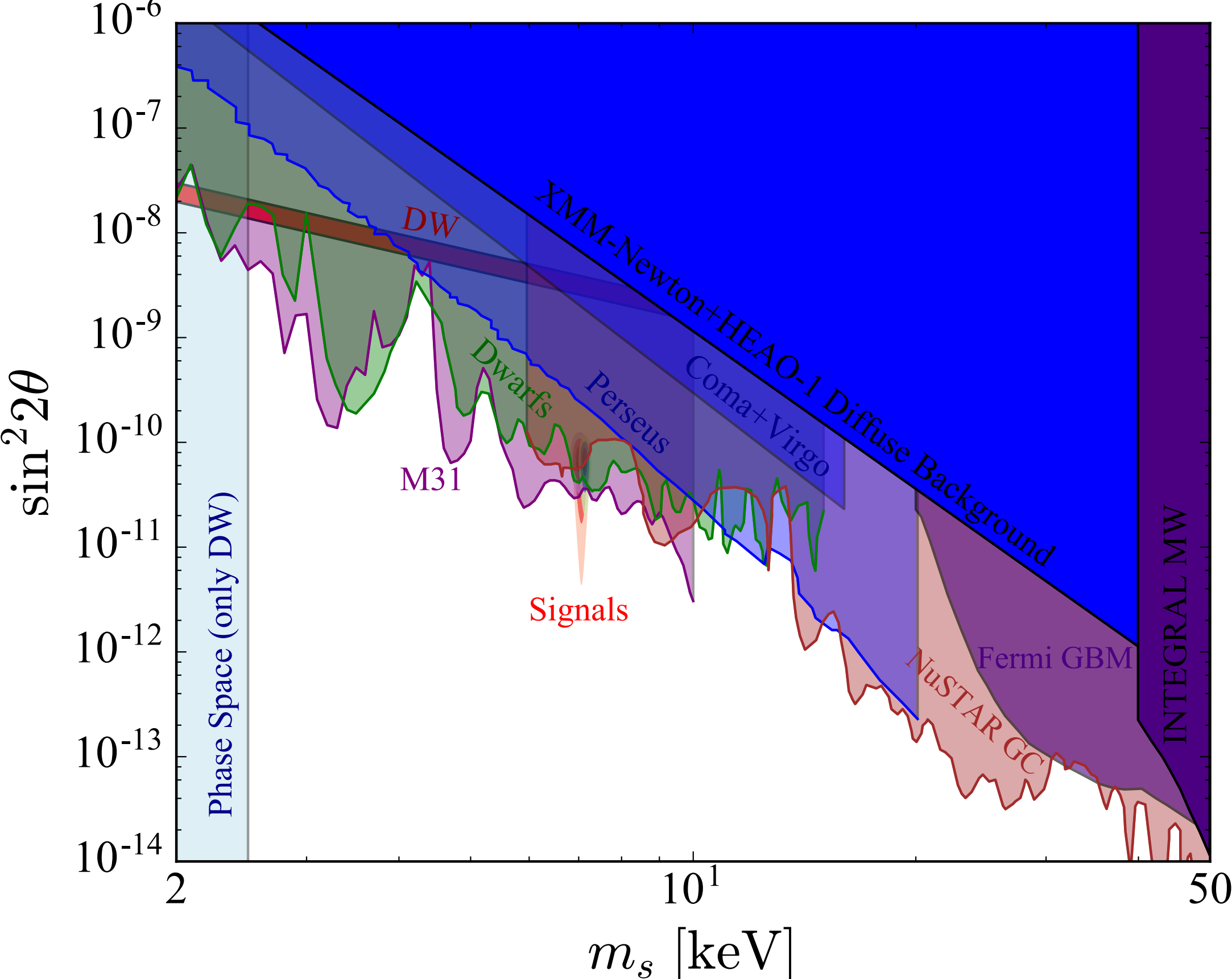
Cappelluti+ 2017: see the line at 3σ in ~ 10 Ms of COSMOS Legacy and Chandra Deep Field South observations,
Rule out instrumental feature based on detailed characterization of response,
Rule out CX & Ar lines due to lack of partner lines
(K shown to be incompatible in 2014)

arXiv:1701.07932

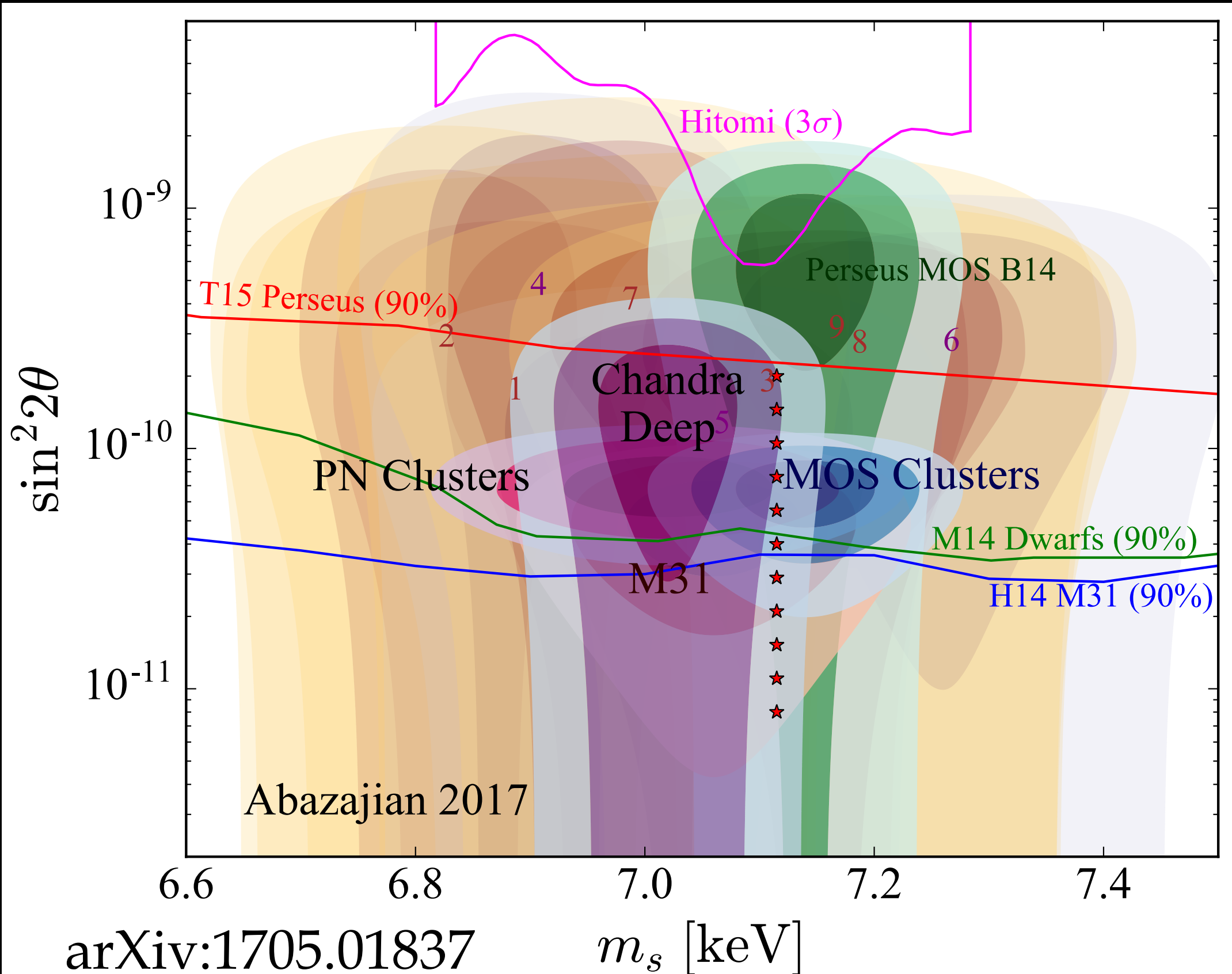
Sterile Neutrino Dark Matter: Parameter Space Summary



Sterile Neutrino Dark Matter: Parameter Space Summary

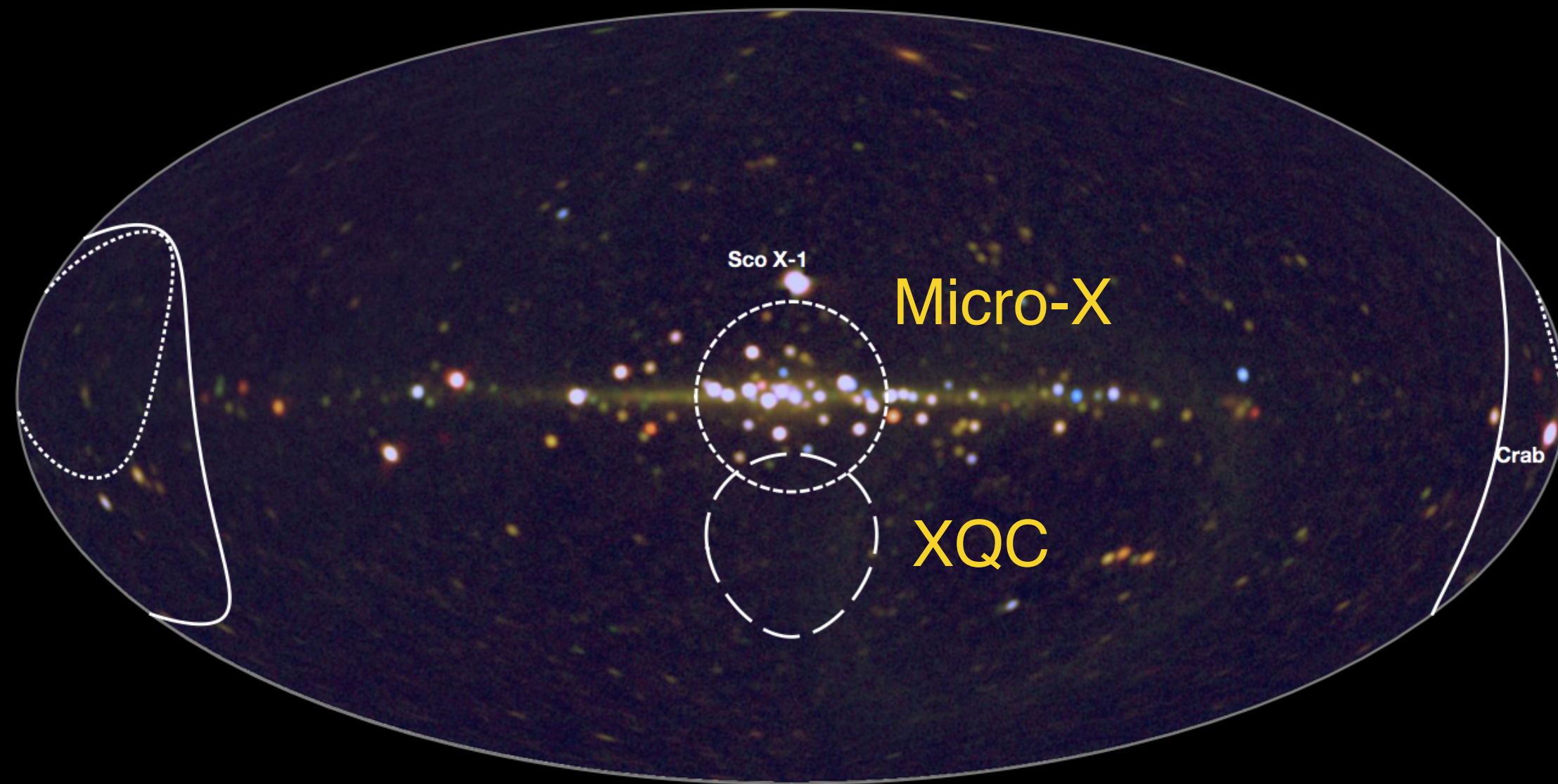


The 7 keV Region Today

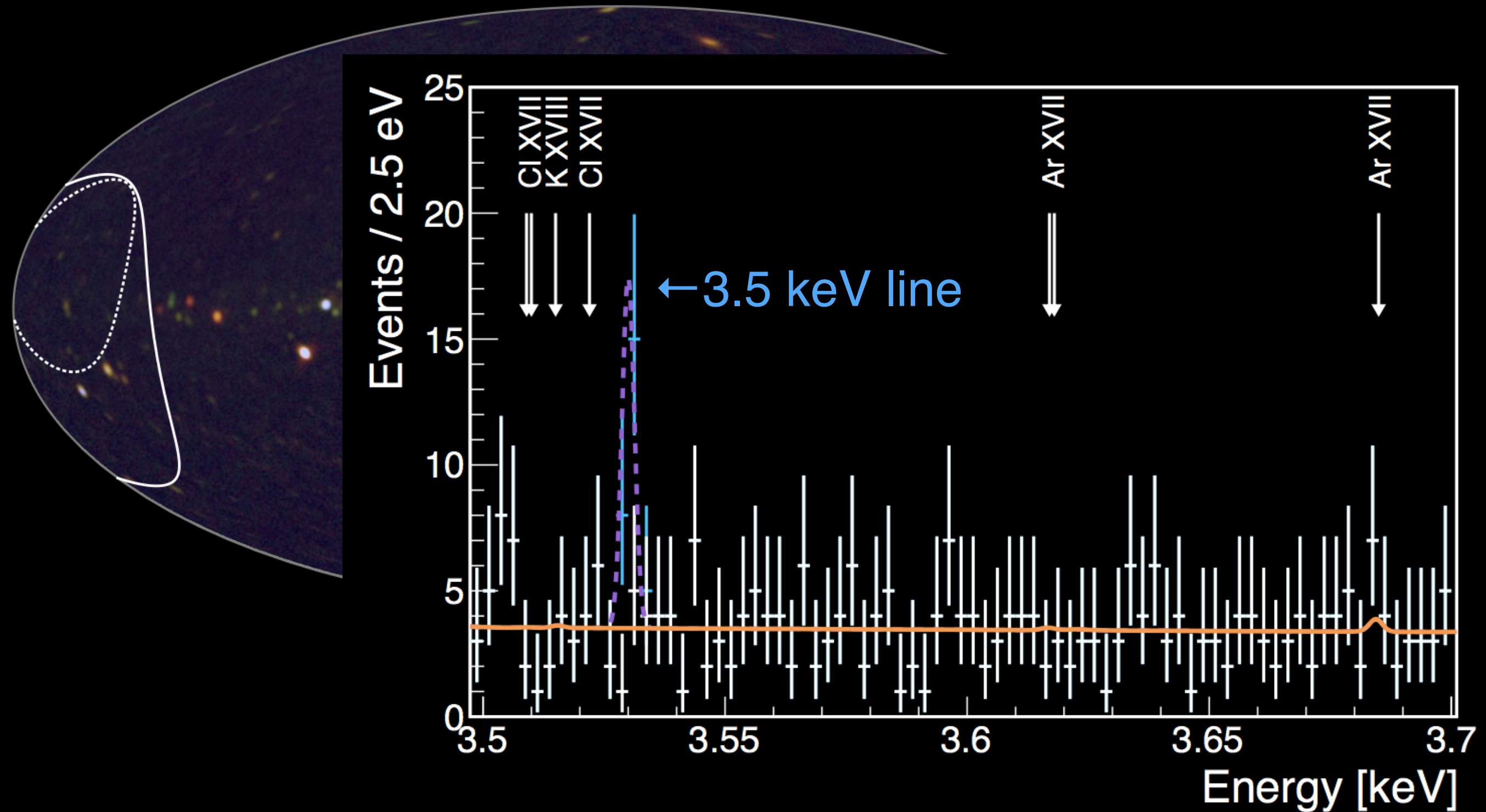


Cluster search: Iakubovskiy+ 1508.05186

*Confirmation? Sounding Rocket X-ray
Observations: Micro-X & XQC*




Confirmation? Sounding Rocket X-ray Observations: Micro-X & XQC




Next Space Mission in X-ray Astronomy

*X-ray Astronomy Recovery Mission
(XARM) ~2021*




Next Space Mission in X-ray Astronomy

*X-ray Astronomy Recovery Mission
(XARM) ~2021*



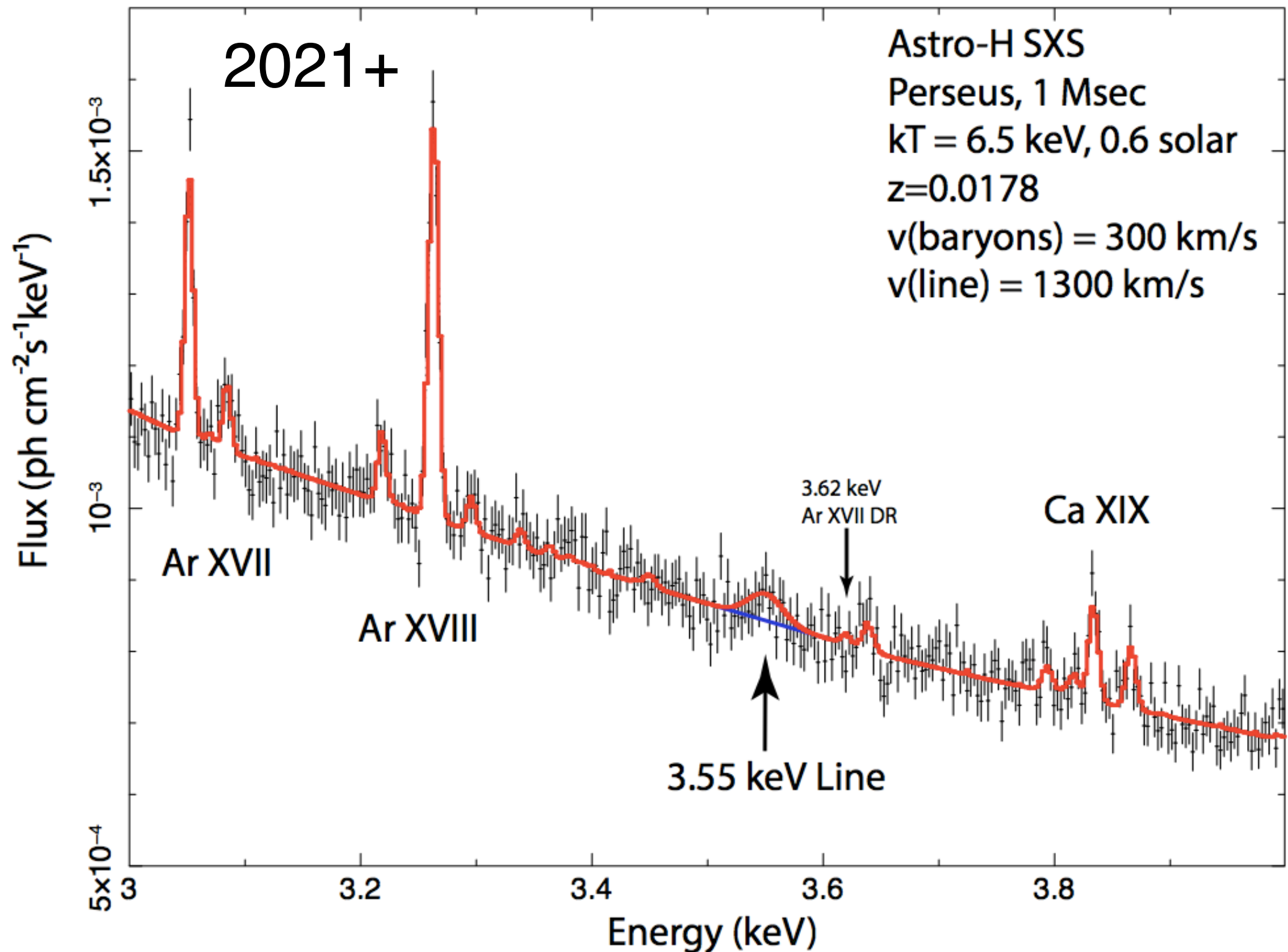
Next Space Mission in X-ray Astronomy

X-ray Astronomy Recovery Mission (XARM) ~2021



XARM will carry two instruments for studying the soft X-ray energy range: Build-to-print SXT-S (Soft X-ray Telescope for Spectrometer) & updated in energy resolution SXT-I (Soft X-ray Telescope for Imager).

Confirmation? XARM



Visibility of the Sterile Neutrino

The observed flux is proportional to the amount of dark matter in the form of a sterile neutrino and the mixing angle

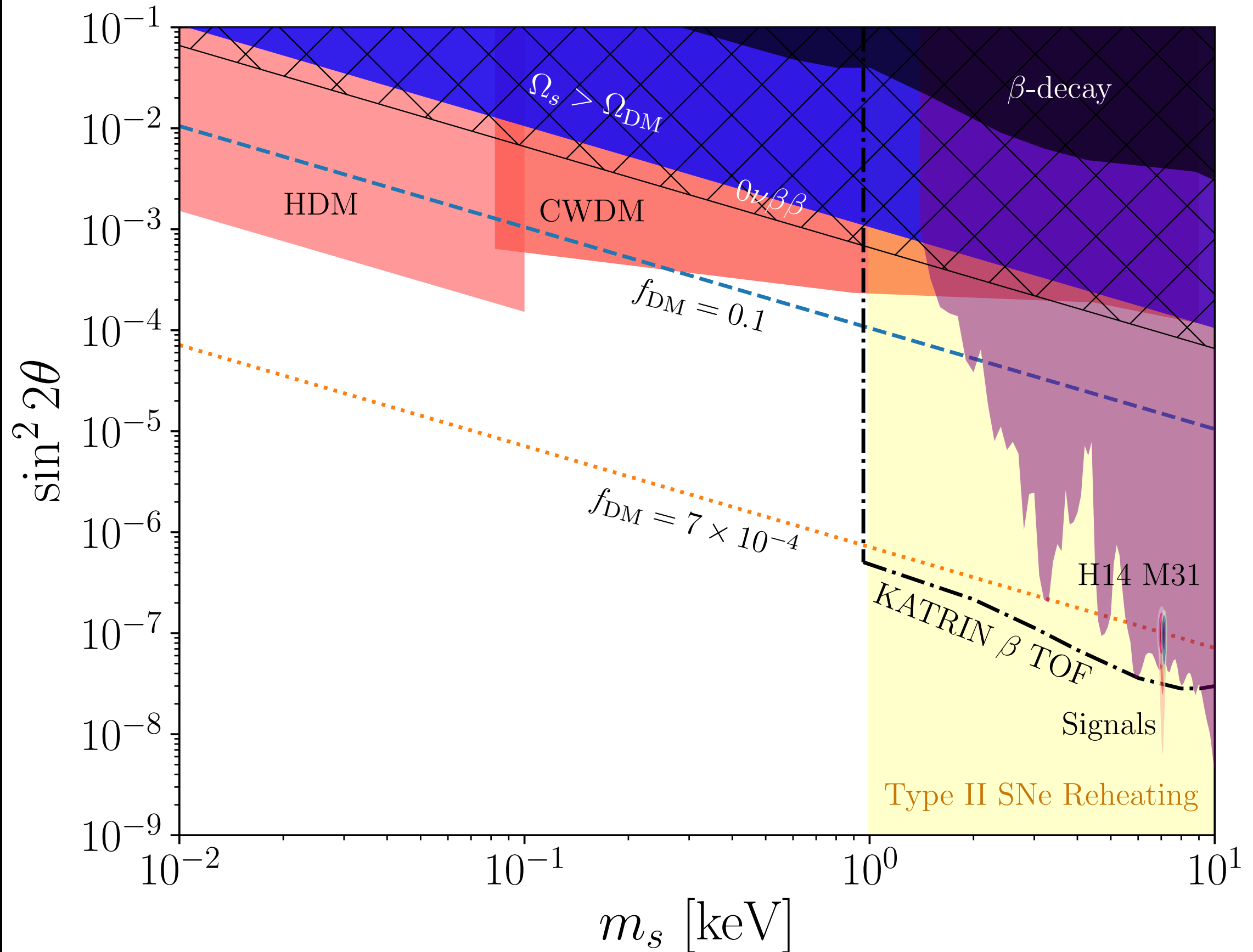
$$\text{Flux} \propto f_{\text{DM}} \sin^2 2\theta \quad \text{but: } f_{\text{DM}} \propto (\sin^2 2\theta)^{1.23} \quad (\text{Abazajian 2005})$$

Nonresonant production (DW) can provide signal with ~13% of dark matter as 7.1 keV sterile neutrinos, evades all constraints including structure formation, with ~7 times stronger mixing angle

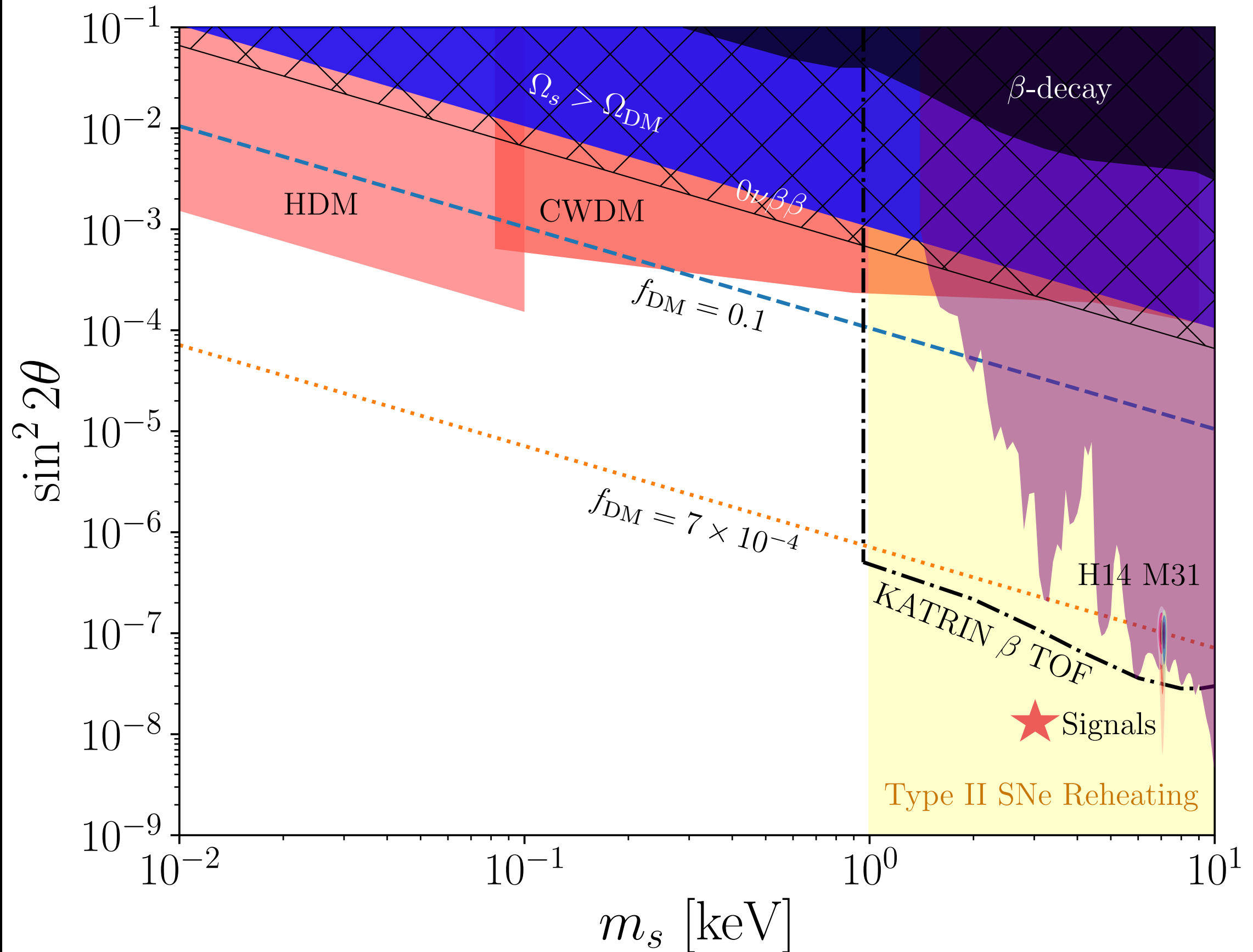
⇒ Can achieve even larger mixing angles in low-reheating temperature universes (Gelmini, Palomares-Ruis & Pascoli 2004)

⇒ Low-reheating temperature universe can produce 3.5 signal with 7×10^{-4} of DM as sterile neutrinos

Visible Sterile ν in the Low-Reheat Universe

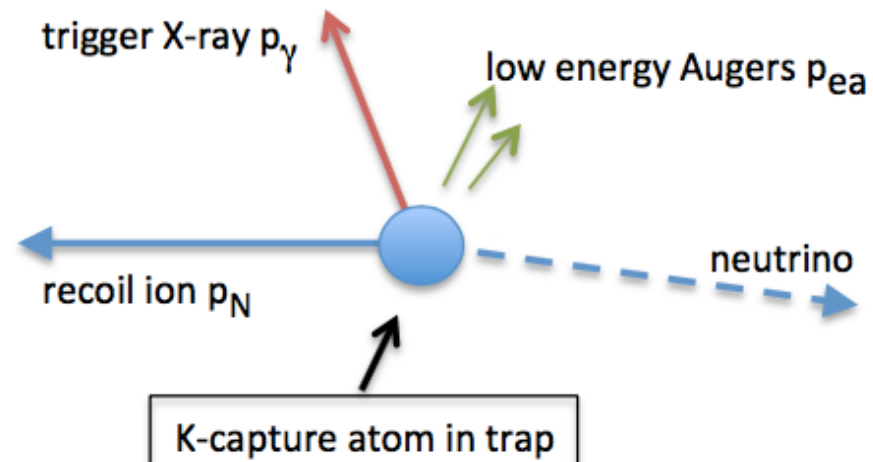


Visible Sterile ν in the Low-Reheat Universe



Laboratory Method: full kinematic reconstruction of K-capture nuclear decay

Beta decay by
K-capture



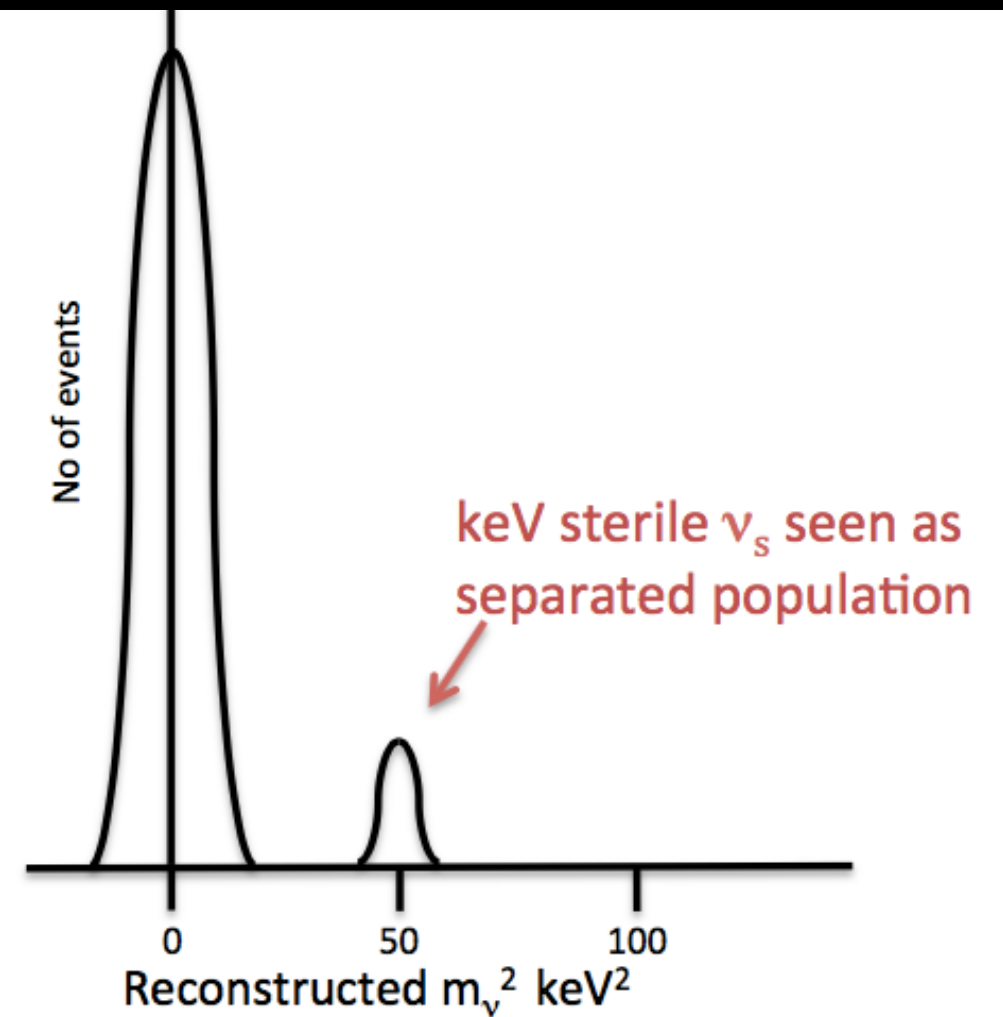
$$m_\nu^2 = [Q - E_a - E_\gamma - E_N]^2 - [\mathbf{p}_\gamma + \mathbf{p}_{ea} + \mathbf{p}_N]^2$$

Original studies: Finocchiaro & Shrock 1992

CACHE (Cesium Atomic-electron Capture with Heavy neutrino Emission)

¹³¹Cs Ion trap proposal:


Peter Smith+ arXiv:1705.06876



High precision time of flight measurements needed to achieve 6σ separation from zero mass peak

Recent studies show this may now be feasible

Issues in Cosmological Small-scale Structure?



C FRENK

Dwarf galaxies around the Milky Way are less dense than they should be if they held cold dark matter

Thermal WDM

$$m_s |_{\text{Dodelson-Widrow, ideal}} \approx 4.46 \text{ keV} \left(\frac{m_{\text{thermal}}}{1 \text{ keV}} \right)^{4/3}$$

$$m_{\text{thermal}} = 2 \text{ keV} \Rightarrow m_s |_{\text{DW, ideal}} \approx 11 \text{ keV} \Rightarrow m_s |_{\text{Shi-Fuller}} \approx 7 \text{ keV}$$

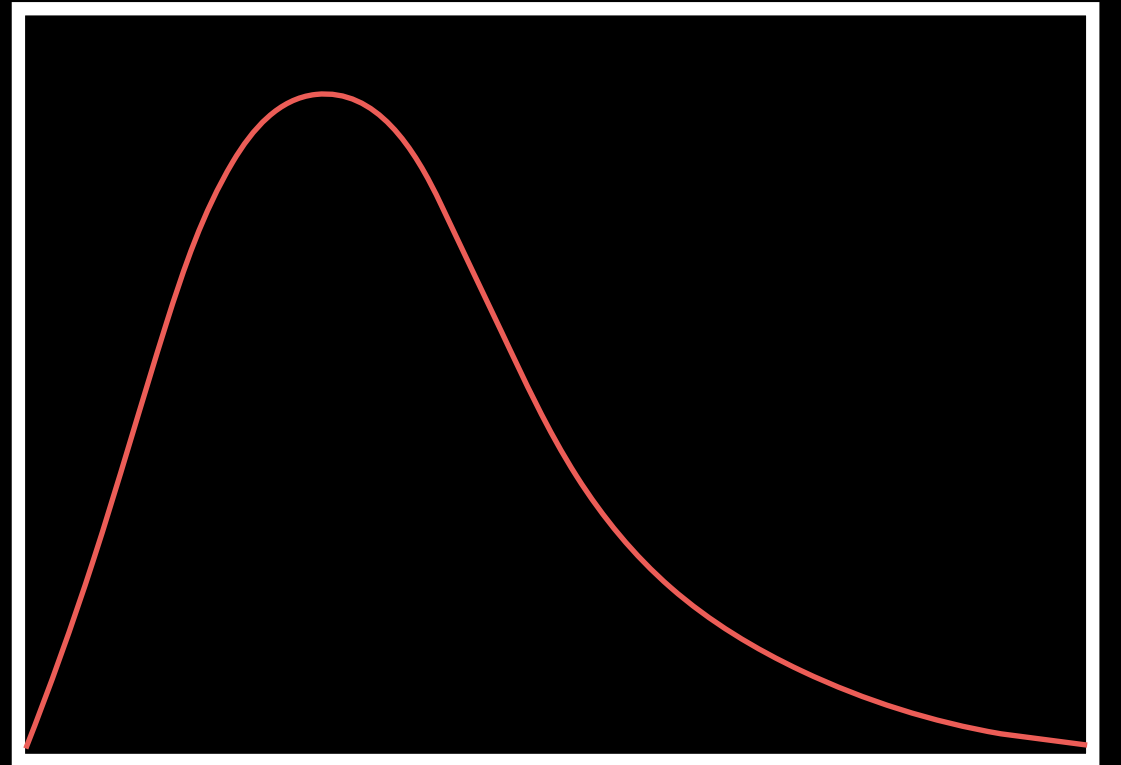
Thermal WDM



$$m_s |_{\text{Dodelson-Widrow, ideal}} \approx 4.46 \text{ keV} \left(\frac{m_{\text{thermal}}}{1 \text{ keV}} \right)^{4/3}$$

$$m_{\text{thermal}} = 2 \text{ keV} \Rightarrow m_s |_{\text{DW, ideal}} \approx 11 \text{ keV} \Rightarrow m_s |_{\text{Shi-Fuller}} \approx 7 \text{ keV}$$

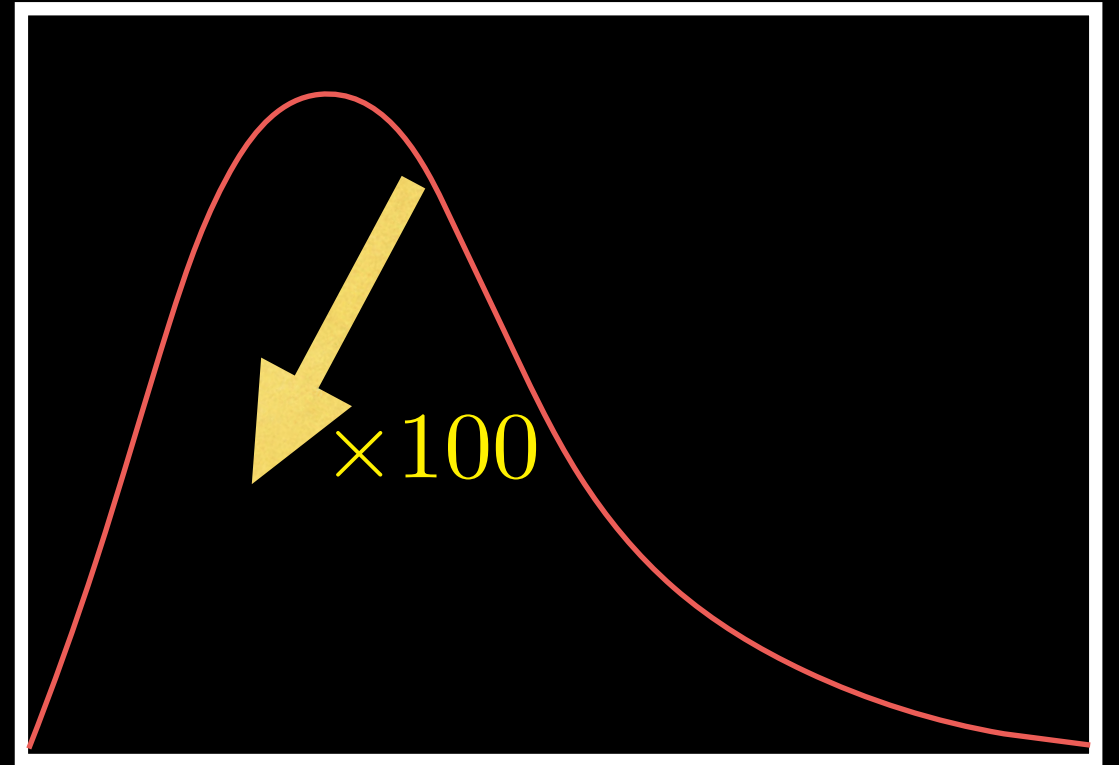
Thermal WDM



$$m_s |_{\text{Dodelson-Widrow, ideal}} \approx 4.46 \text{ keV} \left(\frac{m_{\text{thermal}}}{1 \text{ keV}} \right)^{4/3}$$

$$m_{\text{thermal}} = 2 \text{ keV} \Rightarrow m_s |_{\text{DW, ideal}} \approx 11 \text{ keV} \Rightarrow m_s |_{\text{Shi-Fuller}} \approx 7 \text{ keV}$$

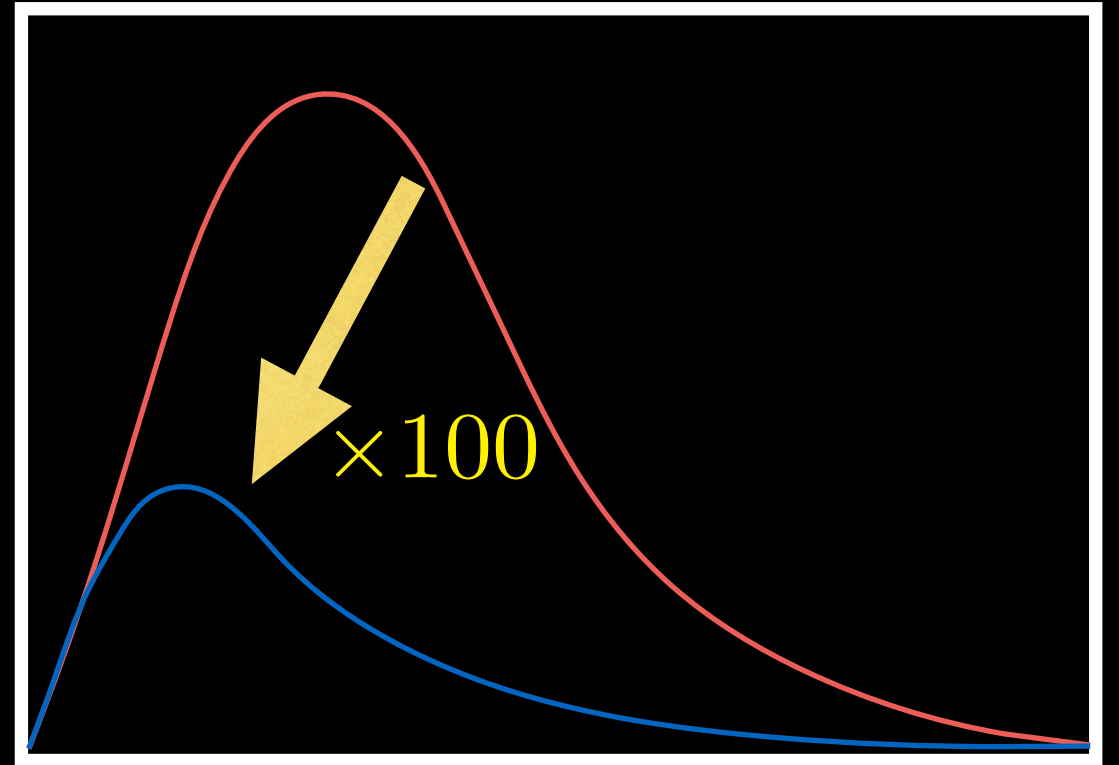
Thermal WDM



$$m_s |_{\text{Dodelson-Widrow, ideal}} \approx 4.46 \text{ keV} \left(\frac{m_{\text{thermal}}}{1 \text{ keV}} \right)^{4/3}$$

$$m_{\text{thermal}} = 2 \text{ keV} \Rightarrow m_s |_{\text{DW, ideal}} \approx 11 \text{ keV} \Rightarrow m_s |_{\text{Shi-Fuller}} \approx 7 \text{ keV}$$

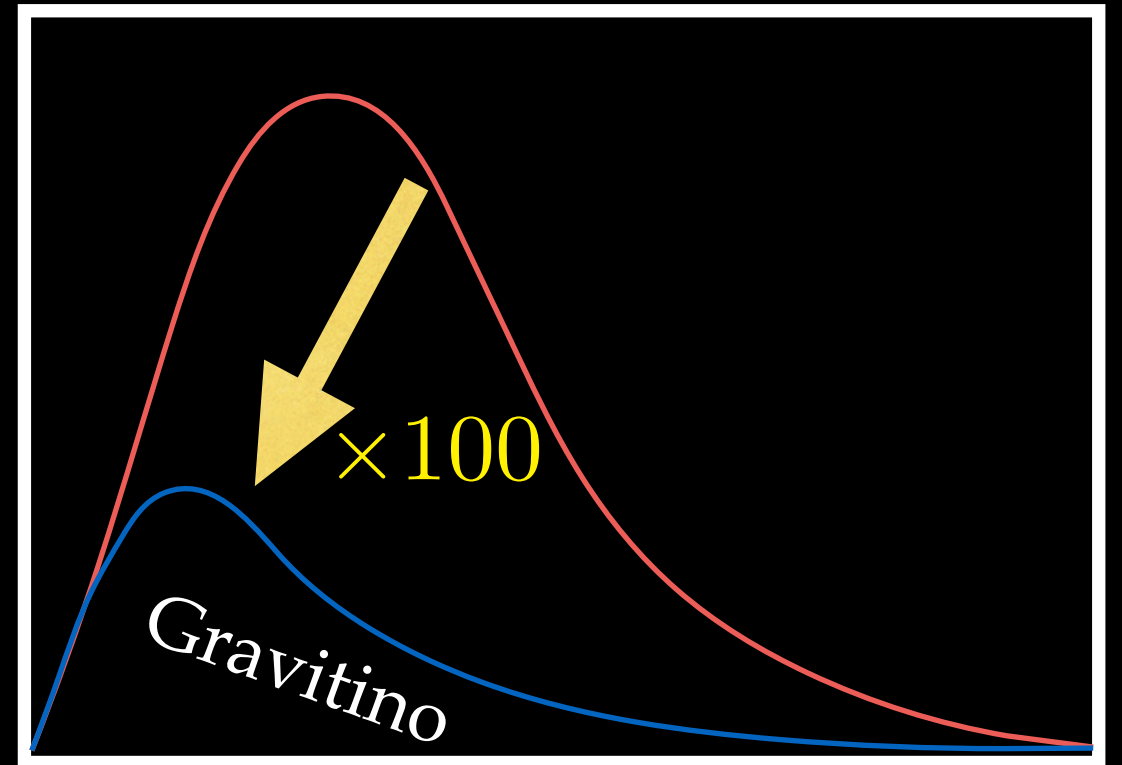
Thermal WDM



$$m_s |_{\text{Dodelson-Widrow, ideal}} \approx 4.46 \text{ keV} \left(\frac{m_{\text{thermal}}}{1 \text{ keV}} \right)^{4/3}$$

$$m_{\text{thermal}} = 2 \text{ keV} \Rightarrow m_s |_{\text{DW, ideal}} \approx 11 \text{ keV} \Rightarrow m_s |_{\text{Shi-Fuller}} \approx 7 \text{ keV}$$

Thermal WDM

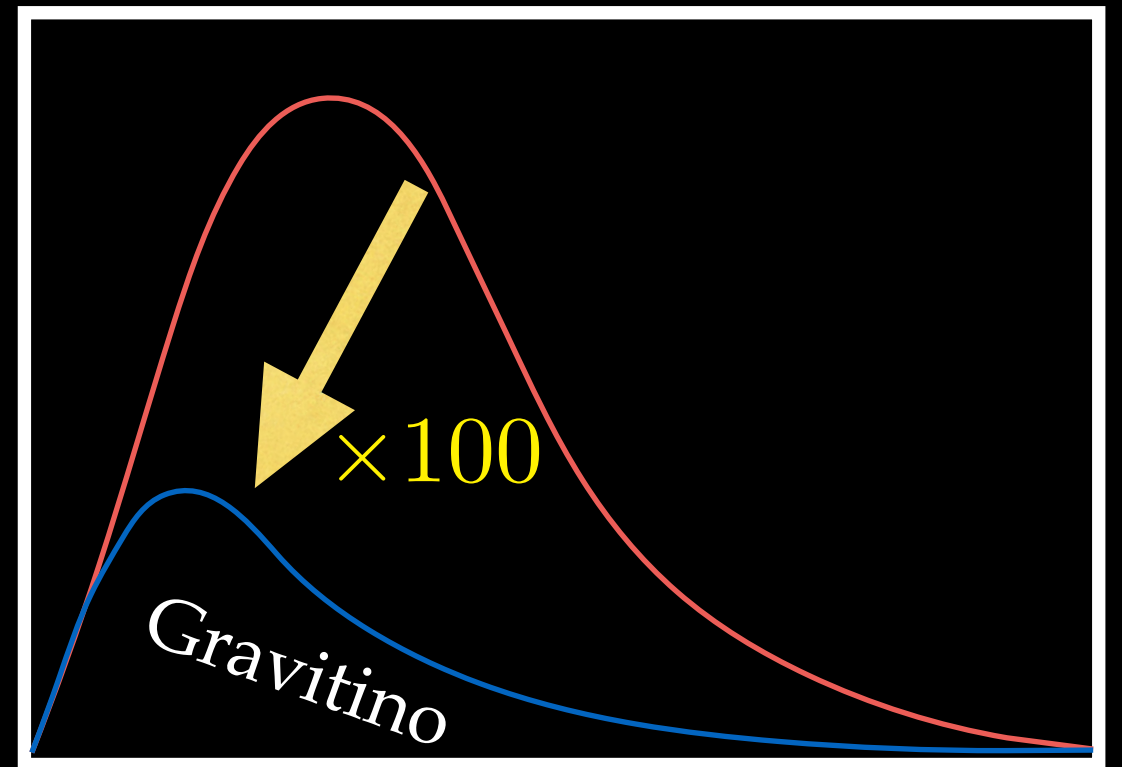


$$m_s |_{\text{Dodelson-Widrow, ideal}} \approx 4.46 \text{ keV} \left(\frac{m_{\text{thermal}}}{1 \text{ keV}} \right)^{4/3}$$

$$m_{\text{thermal}} = 2 \text{ keV} \Rightarrow m_s |_{\text{DW, ideal}} \approx 11 \text{ keV} \Rightarrow m_s |_{\text{Shi-Fuller}} \approx 7 \text{ keV}$$

Sterile WDM

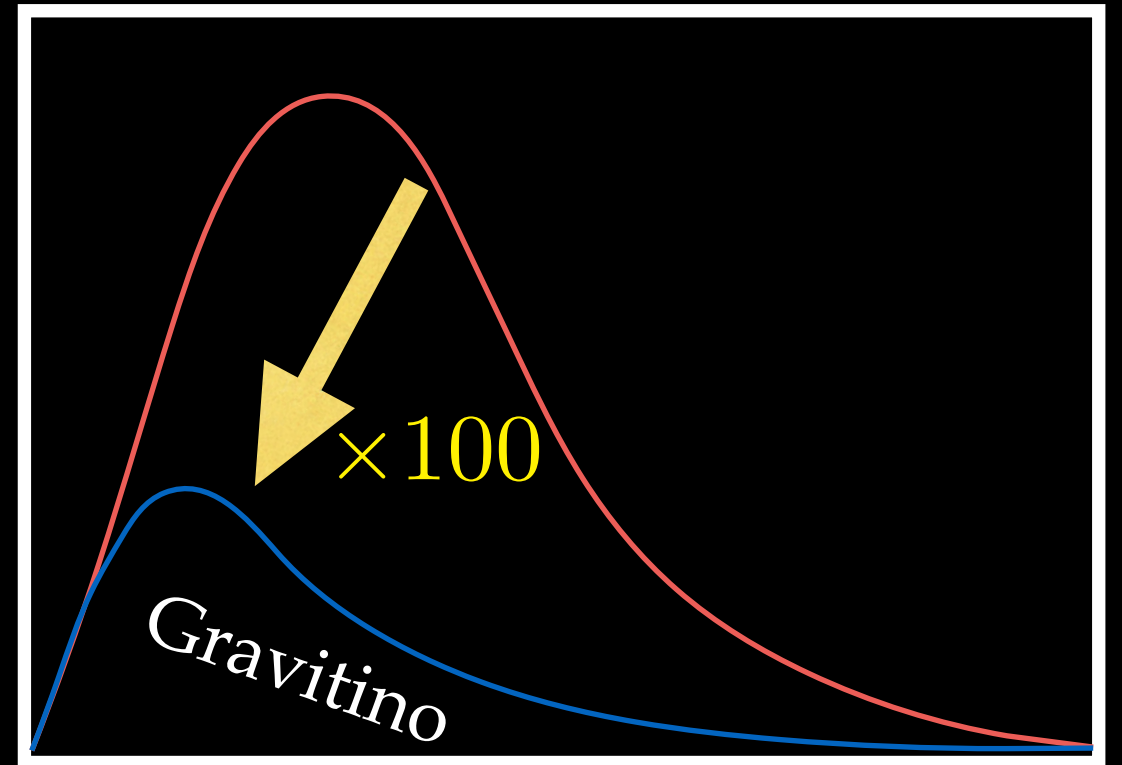
Thermal WDM



$$m_s |_{\text{Dodelson-Widrow, ideal}} \approx 4.46 \text{ keV} \left(\frac{m_{\text{thermal}}}{1 \text{ keV}} \right)^{4/3}$$

$$m_{\text{thermal}} = 2 \text{ keV} \Rightarrow m_s |_{\text{DW, ideal}} \approx 11 \text{ keV} \Rightarrow m_s |_{\text{Shi-Fuller}} \approx 7 \text{ keV}$$

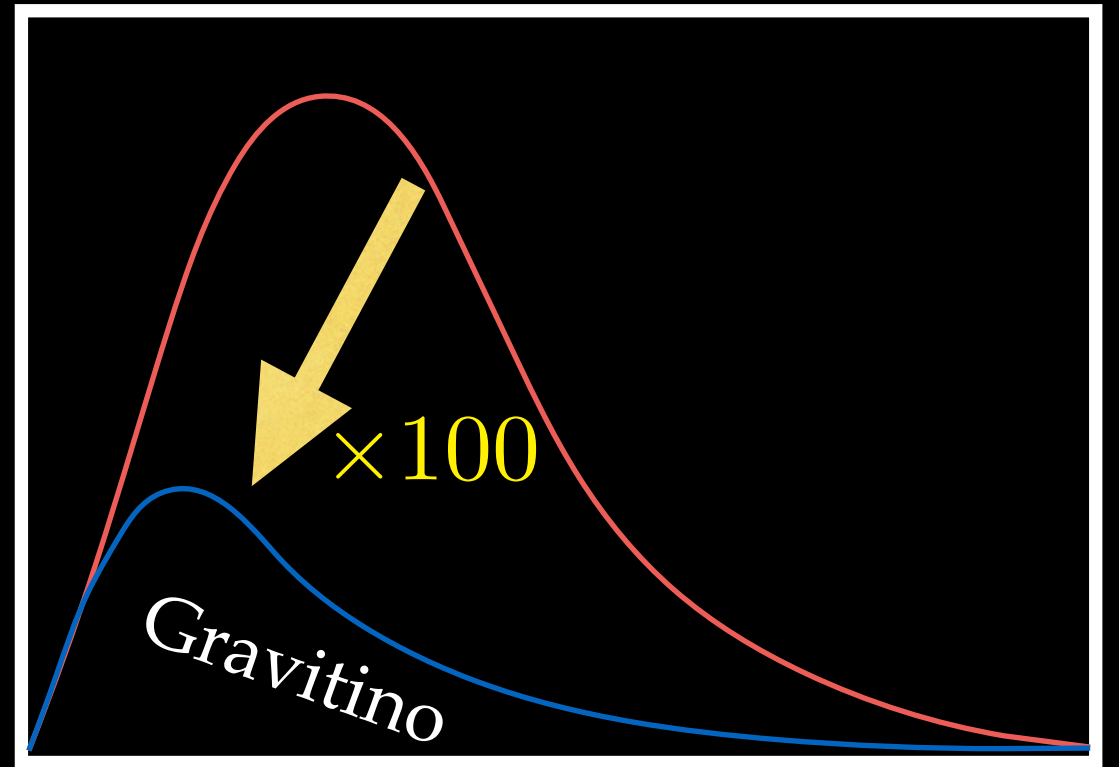

Sterile WDM vs. Thermal WDM



$$m_s |_{\text{Dodelson-Widrow, ideal}} \approx 4.46 \text{ keV} \left(\frac{m_{\text{thermal}}}{1 \text{ keV}} \right)^{4/3}$$

$$m_{\text{thermal}} = 2 \text{ keV} \Rightarrow m_s |_{\text{DW, ideal}} \approx 11 \text{ keV} \Rightarrow m_s |_{\text{Shi-Fuller}} \approx 7 \text{ keV}$$

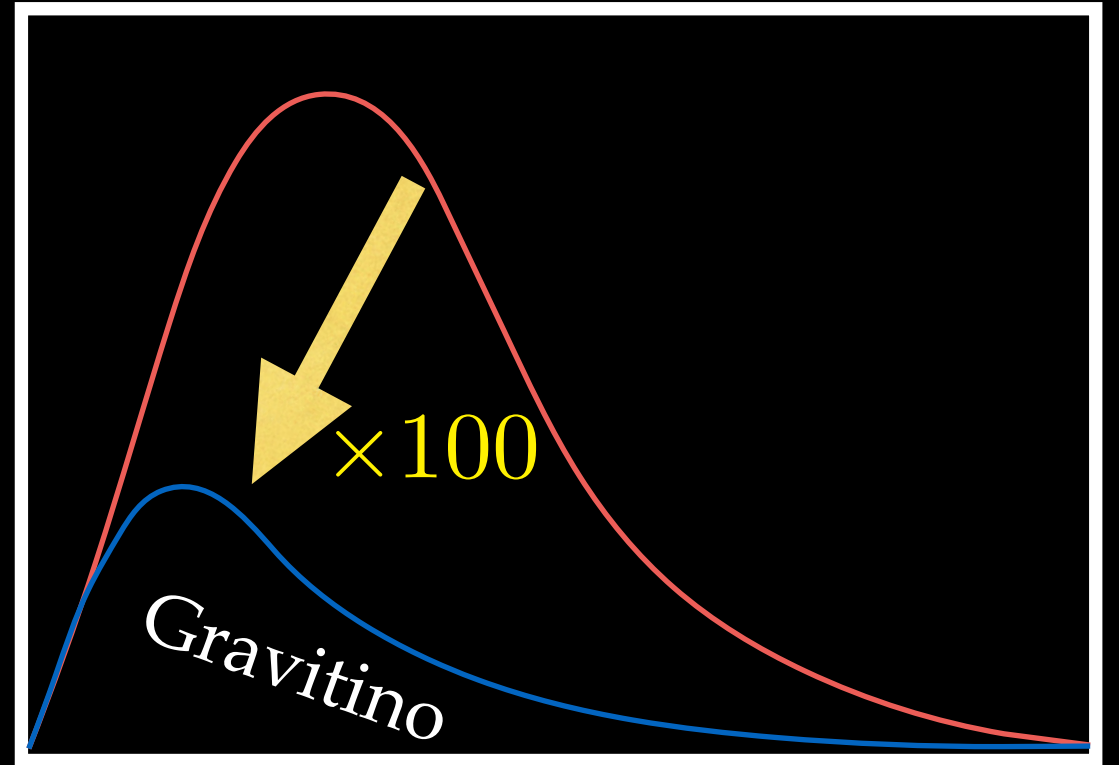
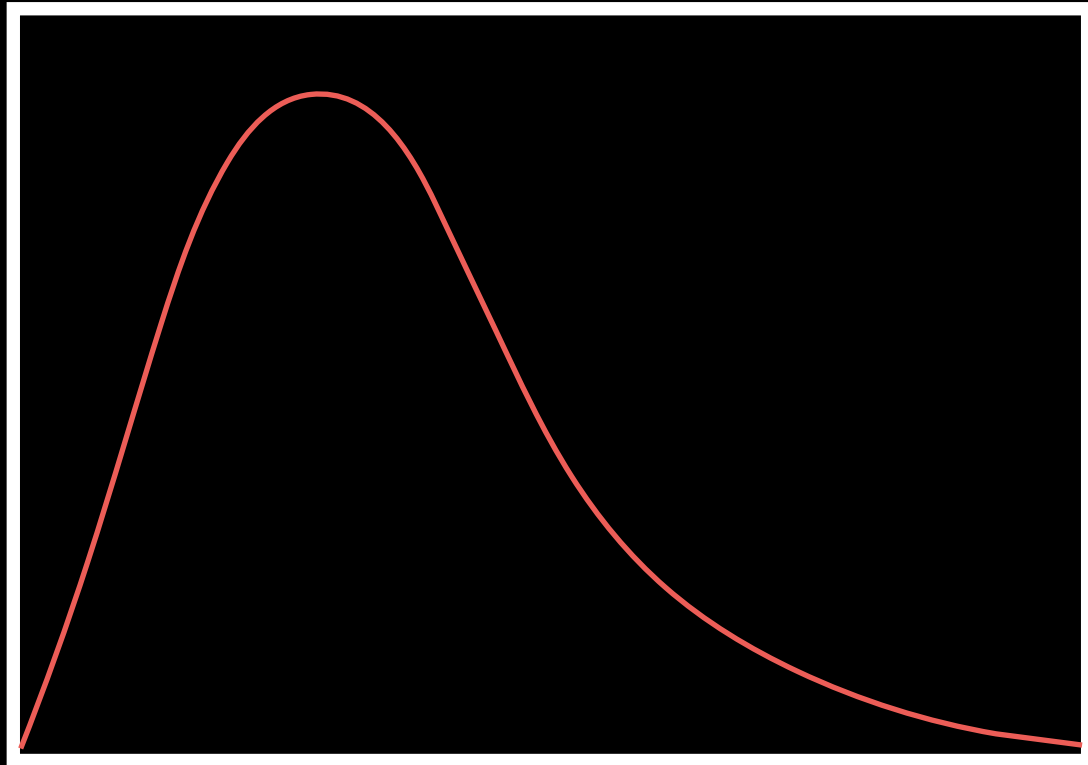
Sterile WDM vs. Thermal WDM



$$m_s |_{\text{Dodelson-Widrow, ideal}} \approx 4.46 \text{ keV} \left(\frac{m_{\text{thermal}}}{1 \text{ keV}} \right)^{4/3}$$

$$m_{\text{thermal}} = 2 \text{ keV} \Rightarrow m_s |_{\text{DW, ideal}} \approx 11 \text{ keV} \Rightarrow m_s |_{\text{Shi-Fuller}} \approx 7 \text{ keV}$$

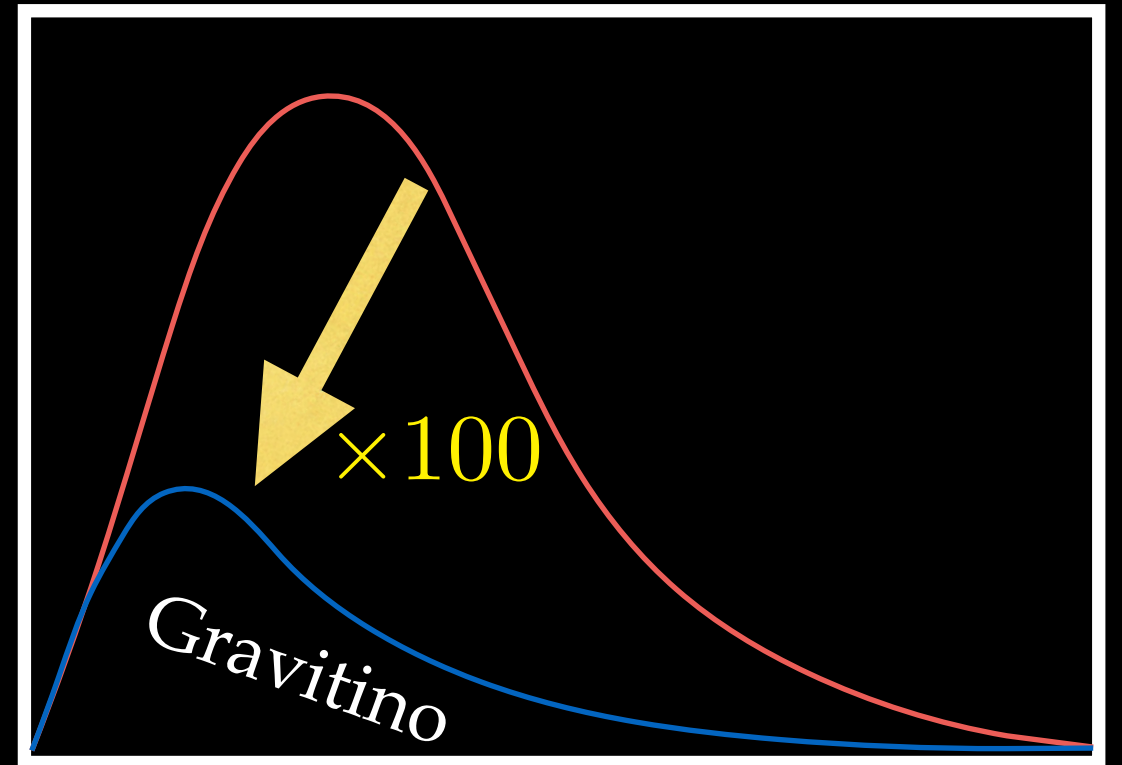
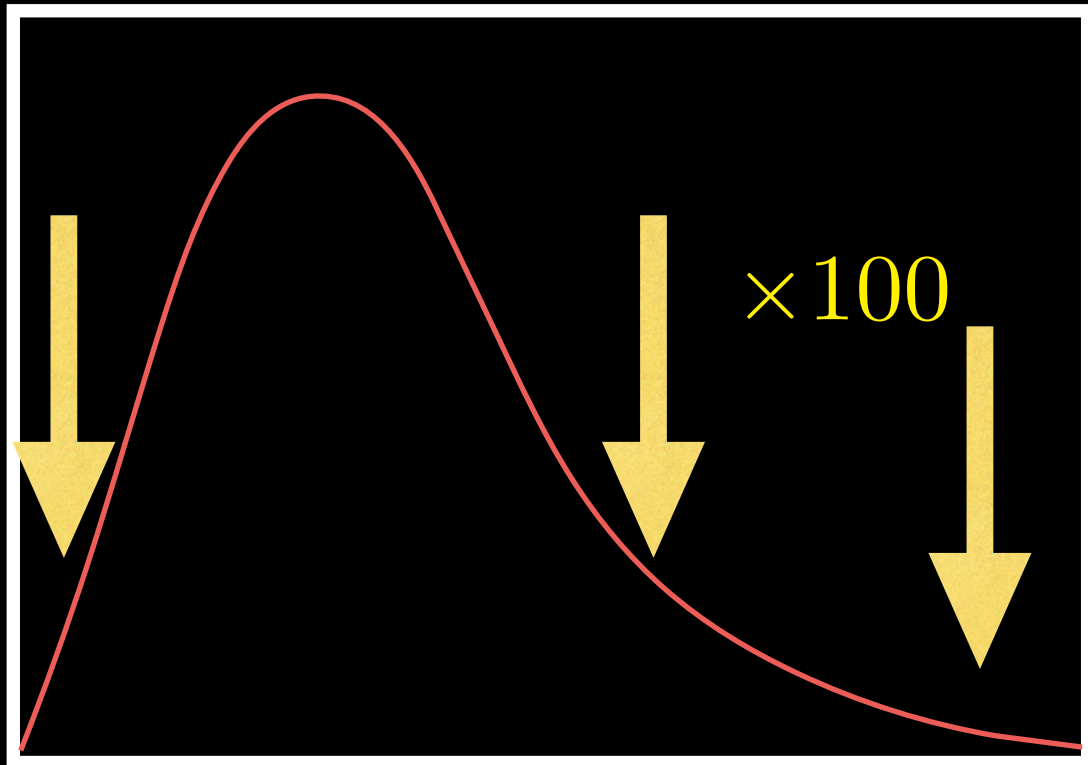
Sterile WDM vs. Thermal WDM



$$m_s |_{\text{Dodelson-Widrow, ideal}} \approx 4.46 \text{ keV} \left(\frac{m_{\text{thermal}}}{1 \text{ keV}} \right)^{4/3}$$

$$m_{\text{thermal}} = 2 \text{ keV} \Rightarrow m_s |_{\text{DW, ideal}} \approx 11 \text{ keV} \Rightarrow m_s |_{\text{Shi-Fuller}} \approx 7 \text{ keV}$$

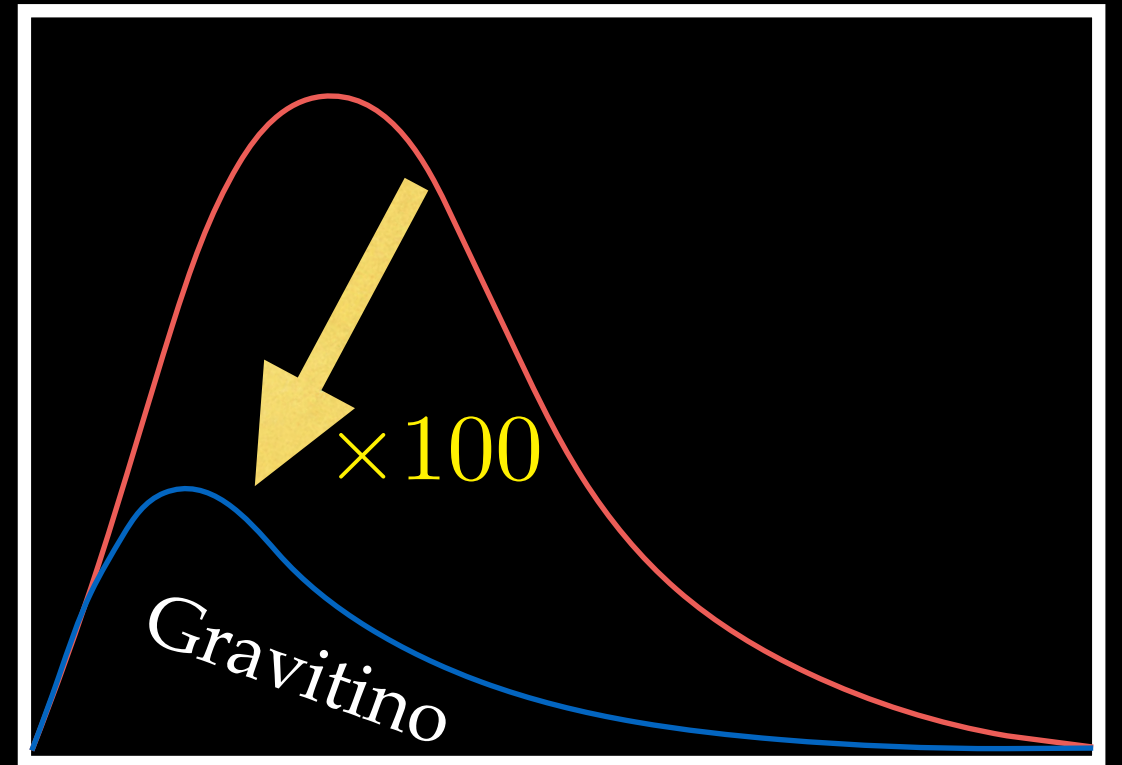
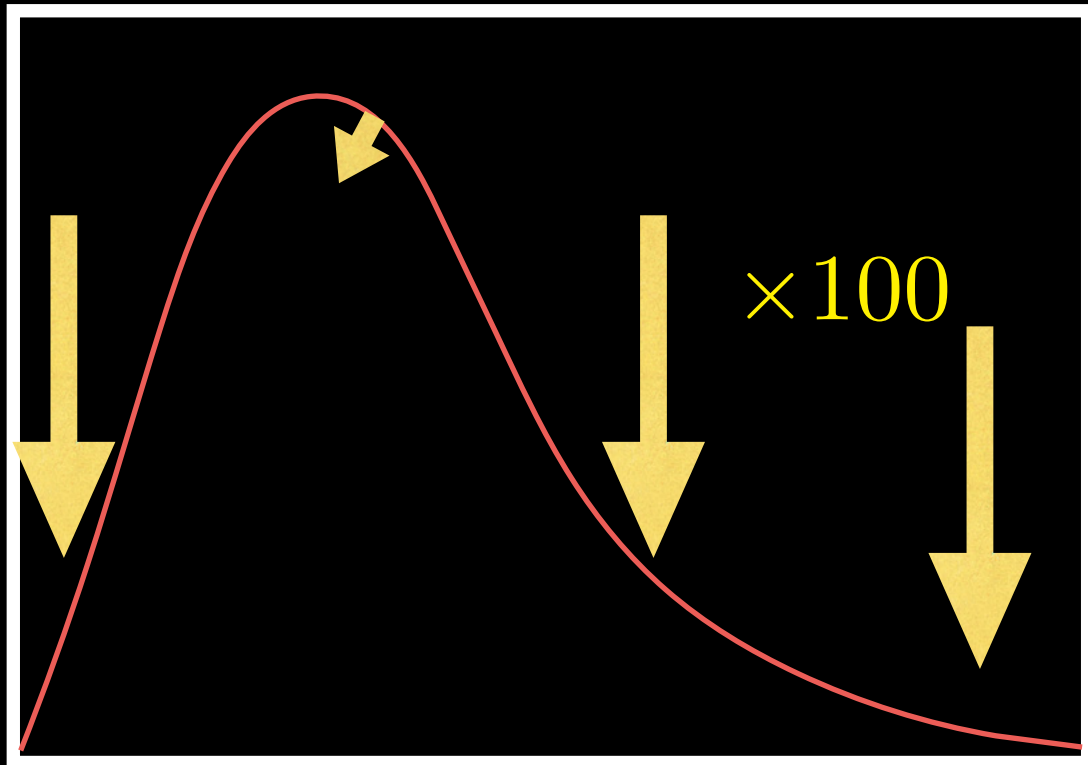
Sterile WDM vs. Thermal WDM



$$m_s |_{\text{Dodelson-Widrow, ideal}} \approx 4.46 \text{ keV} \left(\frac{m_{\text{thermal}}}{1 \text{ keV}} \right)^{4/3}$$

$$m_{\text{thermal}} = 2 \text{ keV} \Rightarrow m_s |_{\text{DW, ideal}} \approx 11 \text{ keV} \Rightarrow m_s |_{\text{Shi-Fuller}} \approx 7 \text{ keV}$$

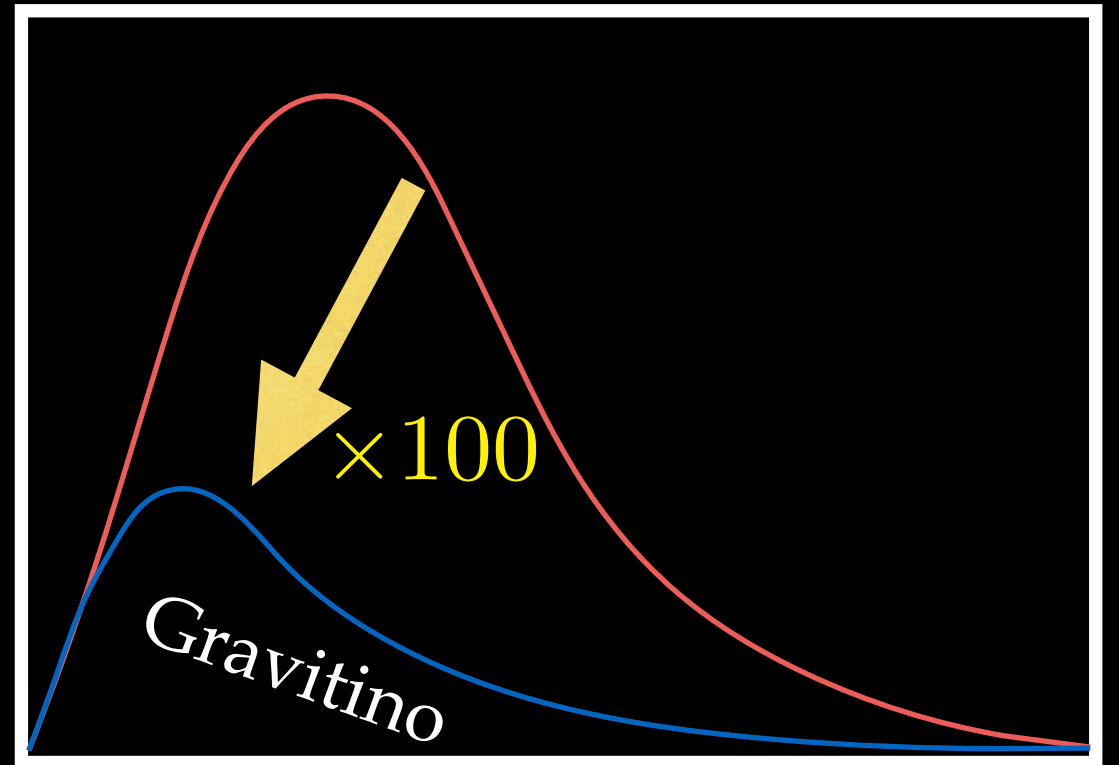
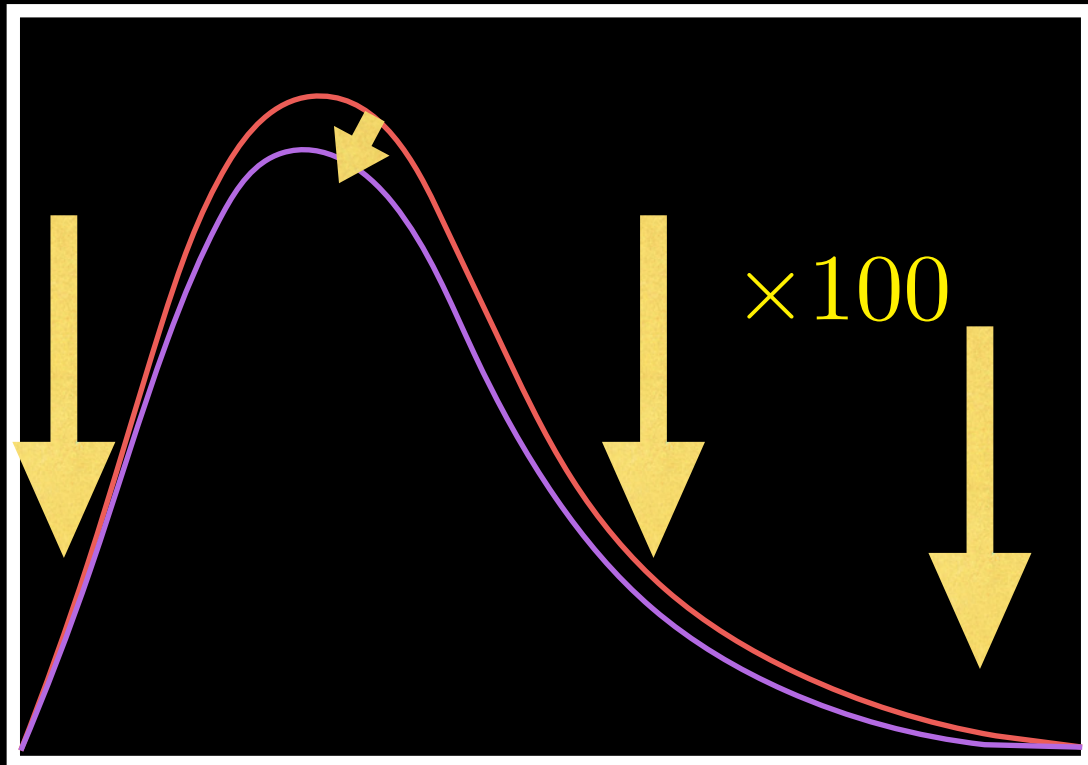
Sterile WDM vs. Thermal WDM



$$m_s |_{\text{Dodelson-Widrow, ideal}} \approx 4.46 \text{ keV} \left(\frac{m_{\text{thermal}}}{1 \text{ keV}} \right)^{4/3}$$

$$m_{\text{thermal}} = 2 \text{ keV} \Rightarrow m_s |_{\text{DW, ideal}} \approx 11 \text{ keV} \Rightarrow m_s |_{\text{Shi-Fuller}} \approx 7 \text{ keV}$$

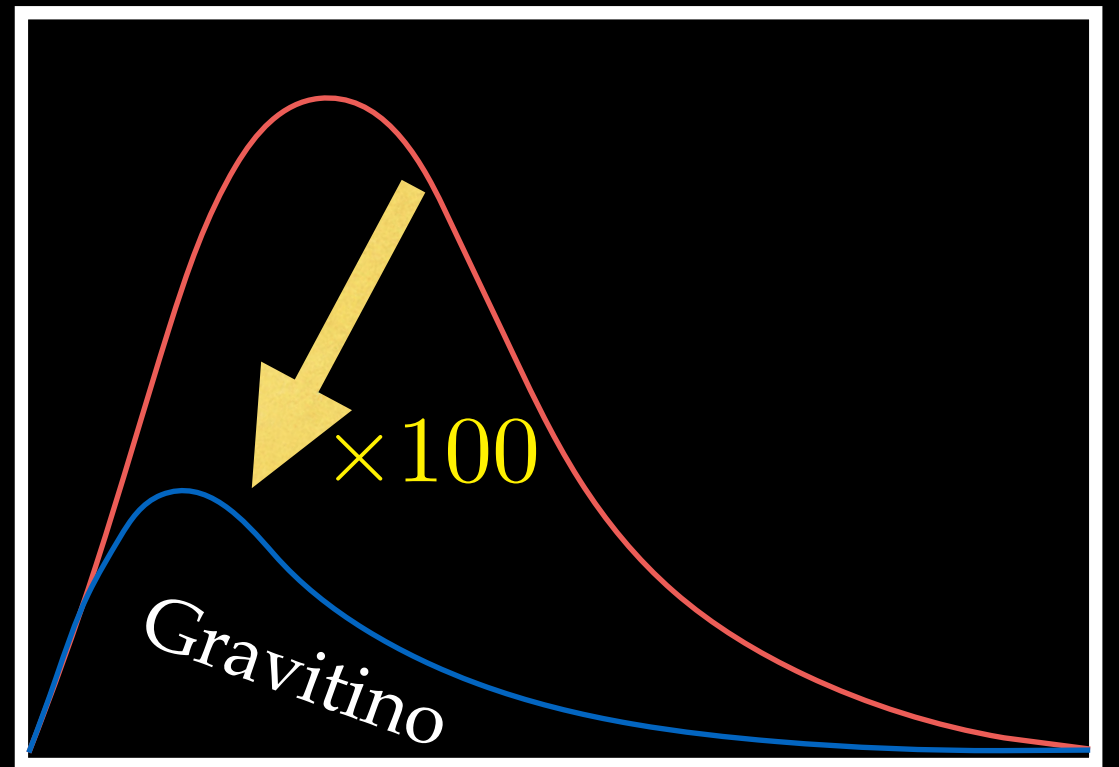
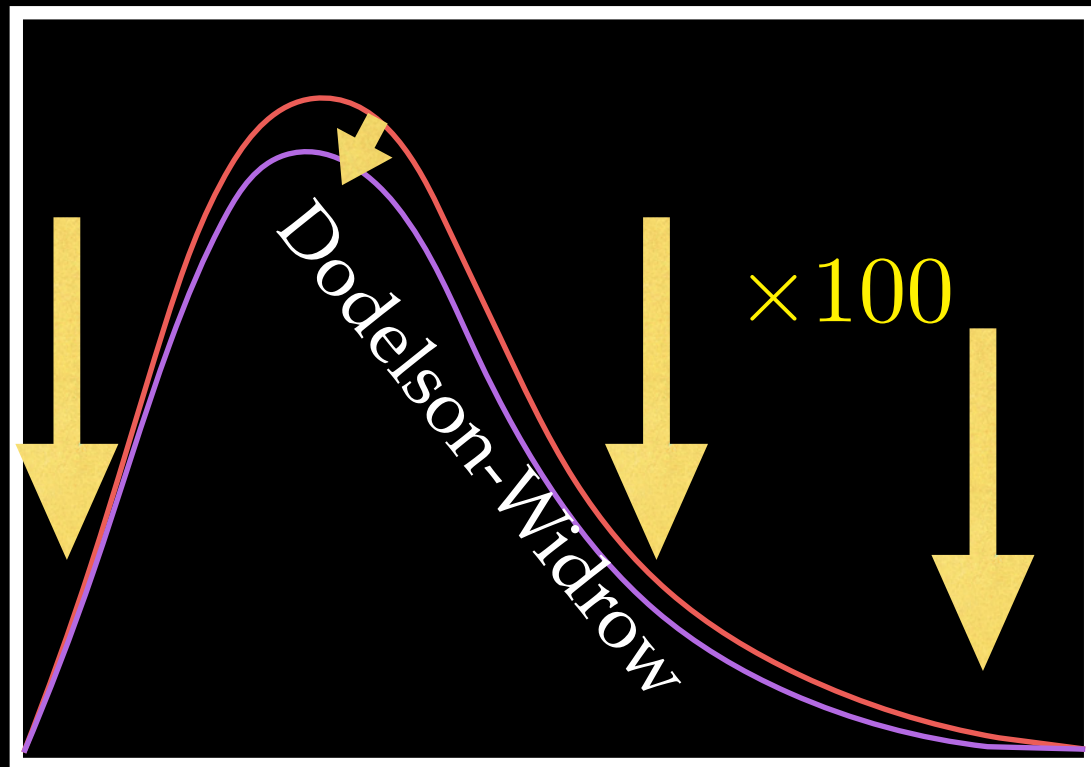
Sterile WDM vs. Thermal WDM



$$m_s |_{\text{Dodelson-Widrow, ideal}} \approx 4.46 \text{ keV} \left(\frac{m_{\text{thermal}}}{1 \text{ keV}} \right)^{4/3}$$

$$m_{\text{thermal}} = 2 \text{ keV} \Rightarrow m_s |_{\text{DW, ideal}} \approx 11 \text{ keV} \Rightarrow m_s |_{\text{Shi-Fuller}} \approx 7 \text{ keV}$$

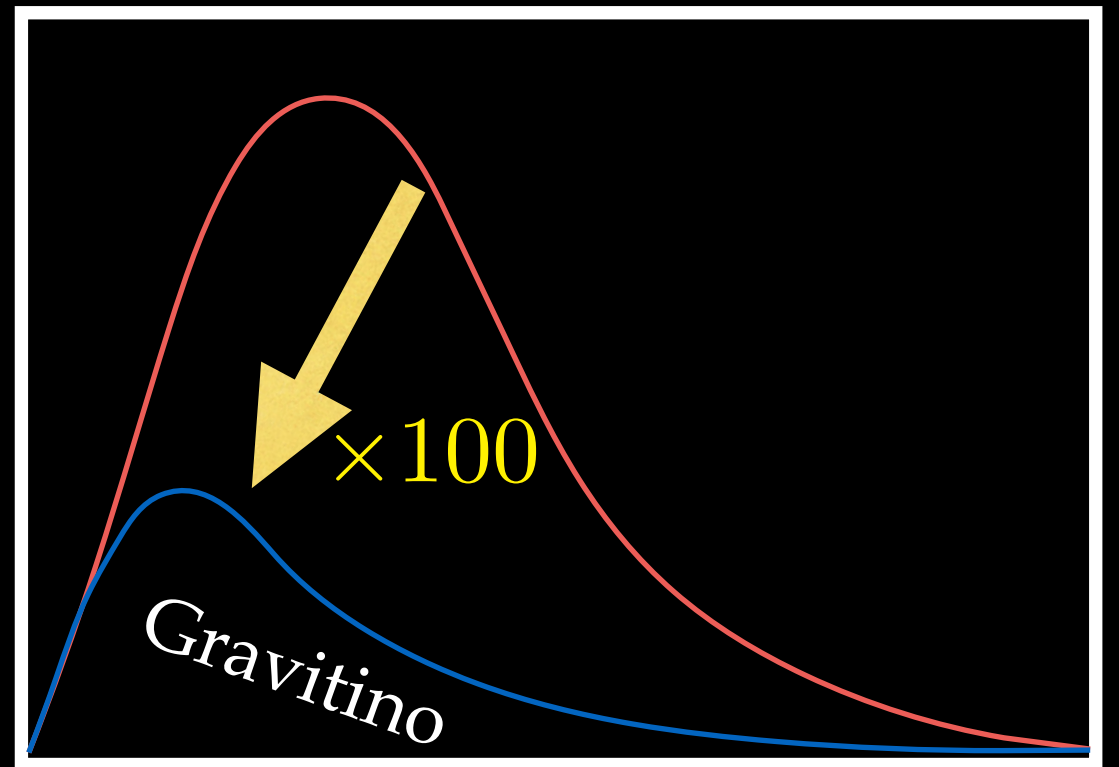
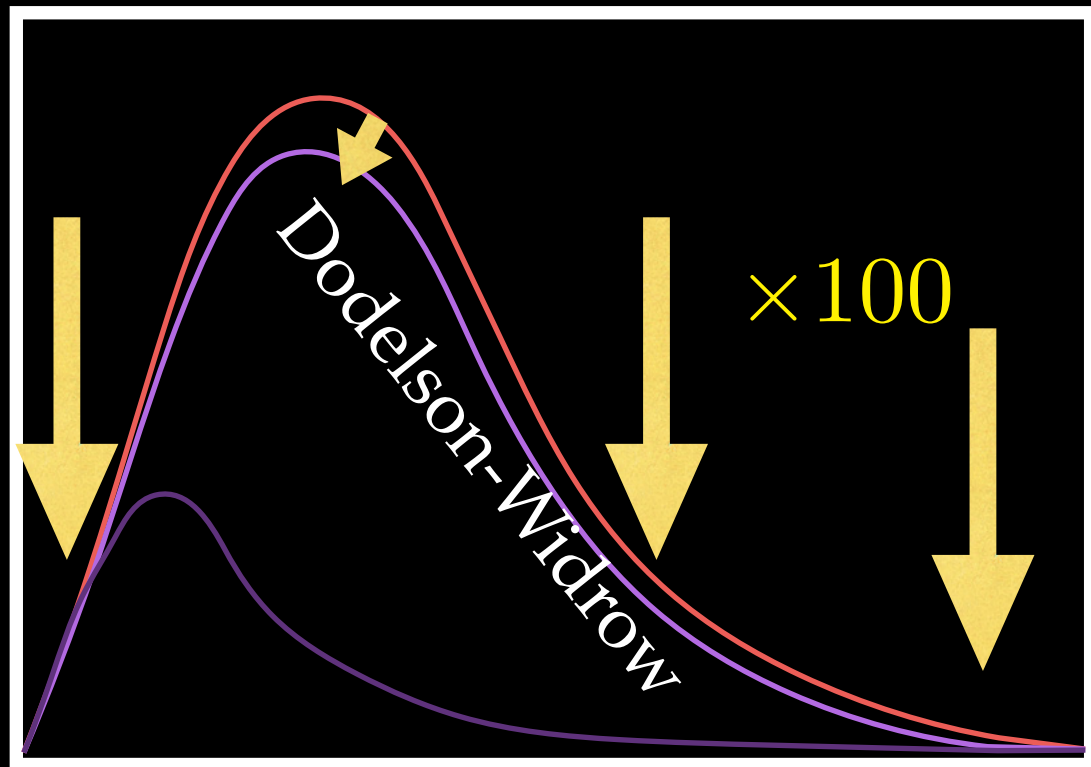
Sterile WDM vs. Thermal WDM



$$m_s |_{\text{Dodelson-Widrow, ideal}} \approx 4.46 \text{ keV} \left(\frac{m_{\text{thermal}}}{1 \text{ keV}} \right)^{4/3}$$

$$m_{\text{thermal}} = 2 \text{ keV} \Rightarrow m_s |_{\text{DW, ideal}} \approx 11 \text{ keV} \Rightarrow m_s |_{\text{Shi-Fuller}} \approx 7 \text{ keV}$$

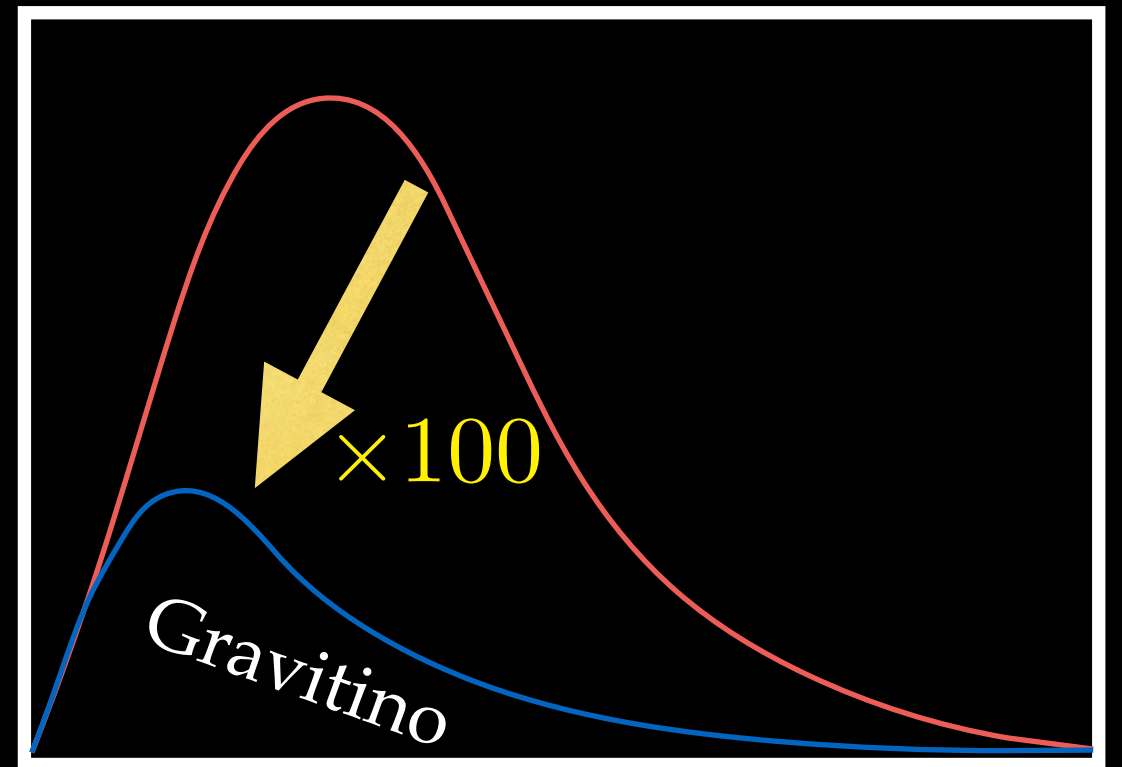
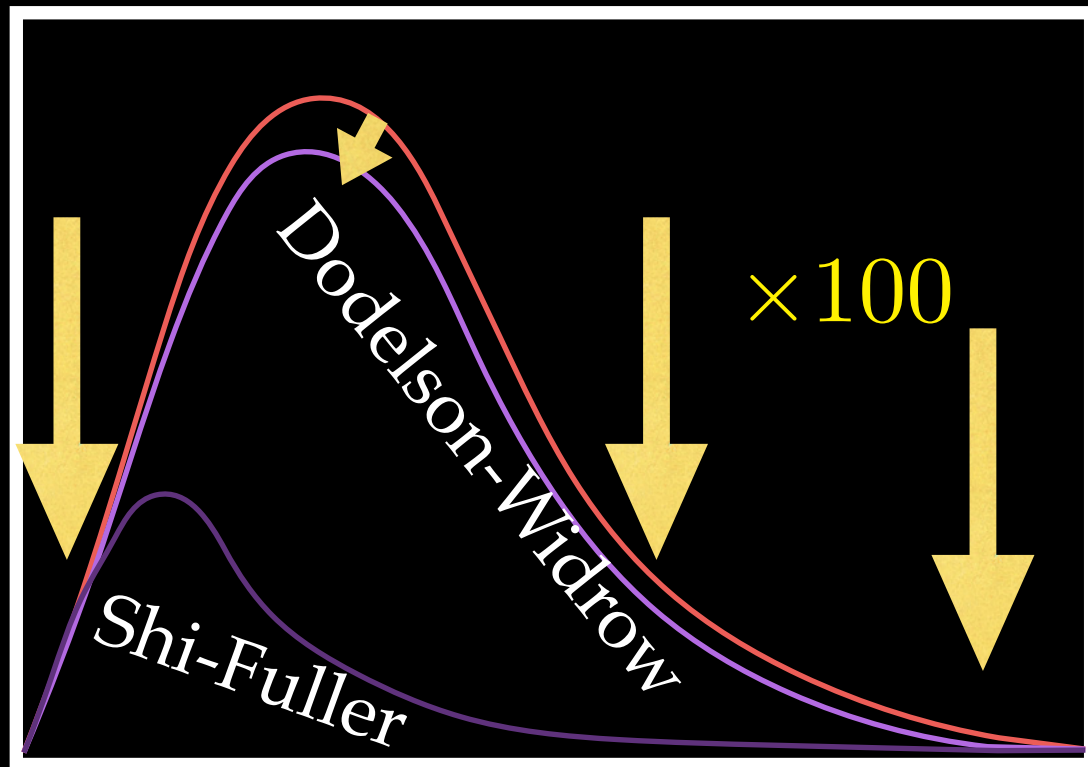
Sterile WDM vs. Thermal WDM



$$m_s |_{\text{Dodelson-Widrow, ideal}} \approx 4.46 \text{ keV} \left(\frac{m_{\text{thermal}}}{1 \text{ keV}} \right)^{4/3}$$

$$m_{\text{thermal}} = 2 \text{ keV} \Rightarrow m_s |_{\text{DW, ideal}} \approx 11 \text{ keV} \Rightarrow m_s |_{\text{Shi-Fuller}} \approx 7 \text{ keV}$$

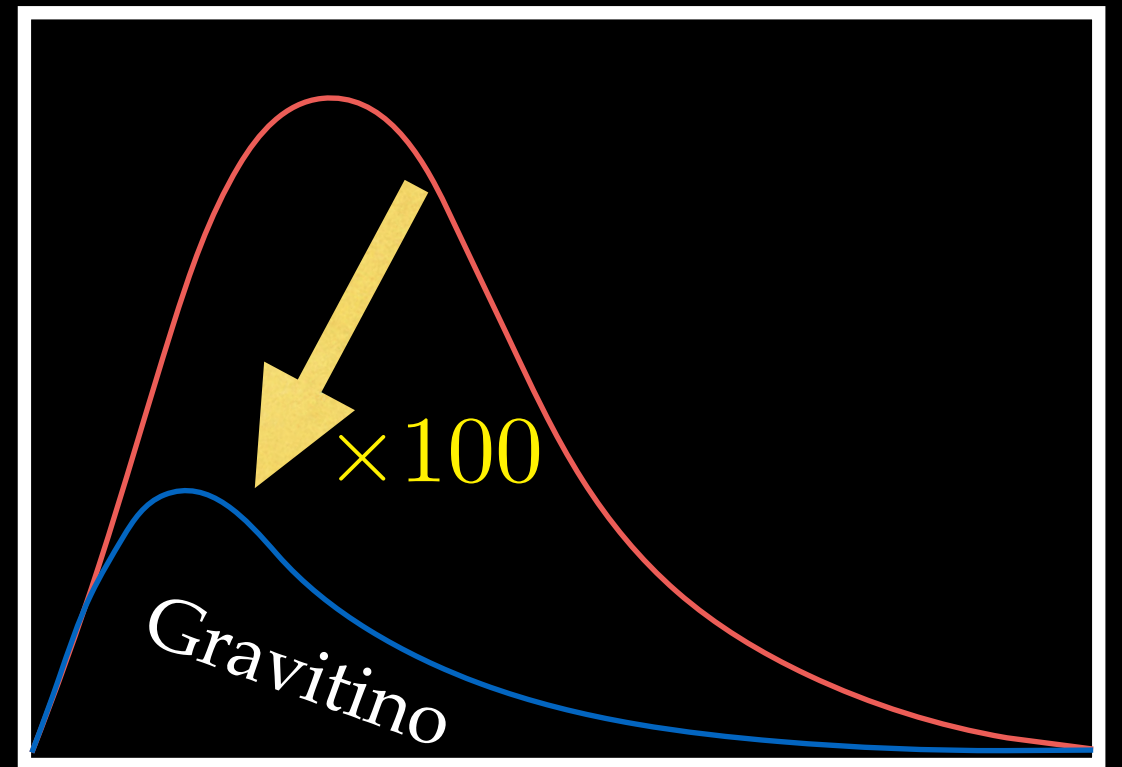
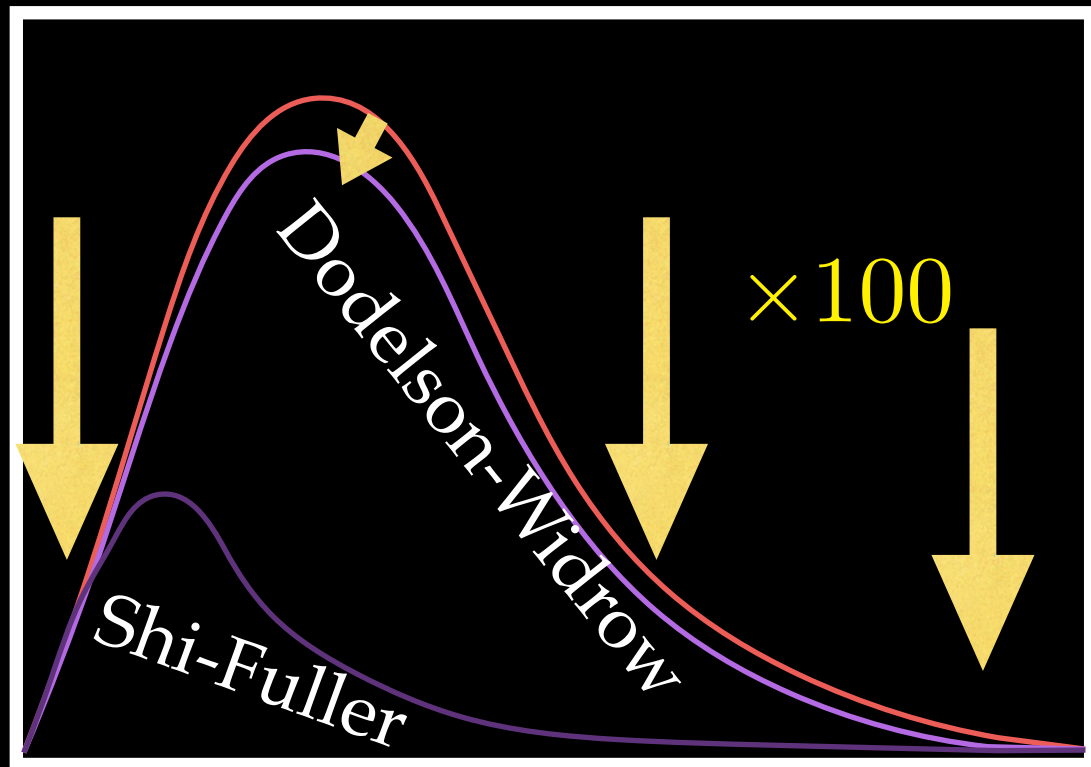
Sterile WDM vs. Thermal WDM



$$m_s |_{\text{Dodelson-Widrow, ideal}} \approx 4.46 \text{ keV} \left(\frac{m_{\text{thermal}}}{1 \text{ keV}} \right)^{4/3}$$

$$m_{\text{thermal}} = 2 \text{ keV} \Rightarrow m_s |_{\text{DW, ideal}} \approx 11 \text{ keV} \Rightarrow m_s |_{\text{Shi-Fuller}} \approx 7 \text{ keV}$$

Sterile WDM vs. Thermal WDM

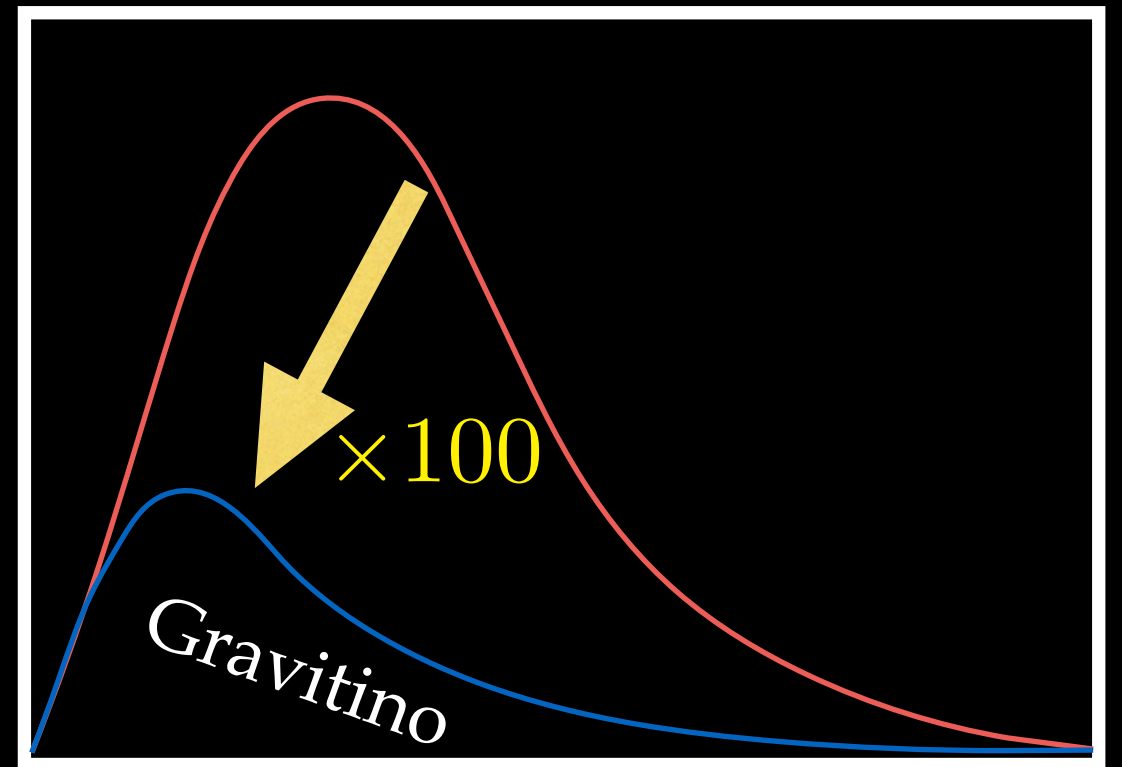
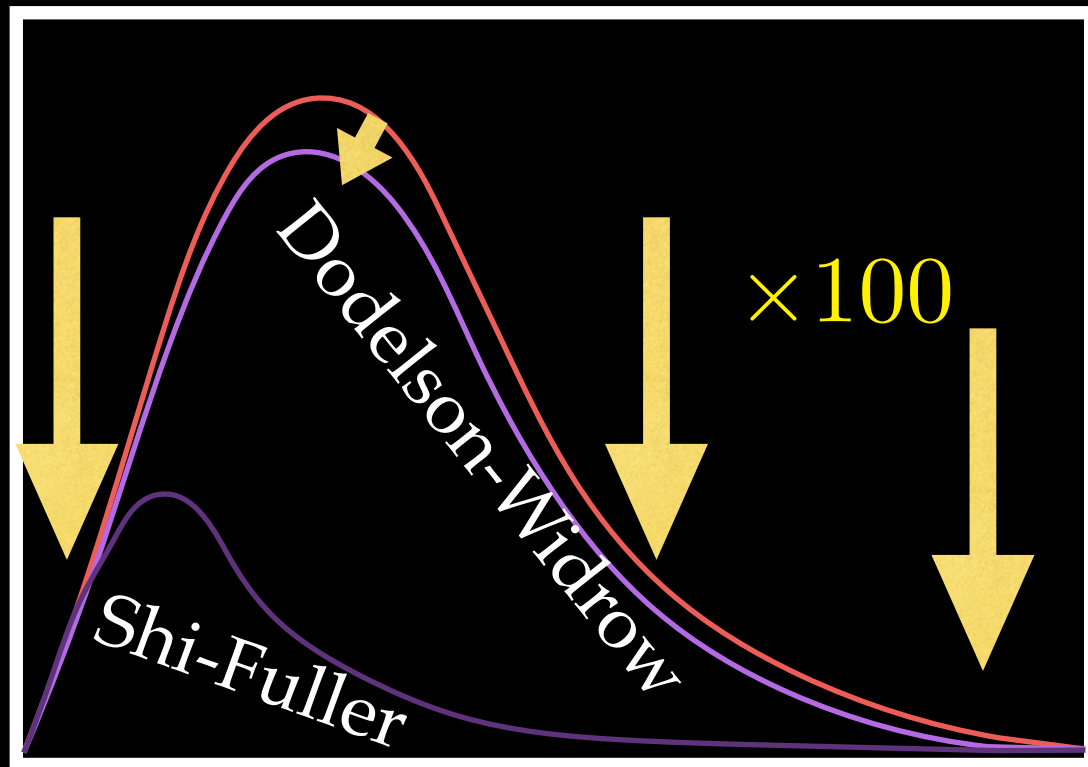


$$m_s |_{\text{Dodelson-Widrow, ideal}} \approx 4.46 \text{ keV} \left(\frac{m_{\text{thermal}}}{1 \text{ keV}} \right)^{4/3}$$

$$m_s |_{\text{Shi-Fuller}} < m_s |_{\text{Dodelson-Widrow}}$$

$$m_{\text{thermal}} = 2 \text{ keV} \Rightarrow m_s |_{\text{DW, ideal}} \approx 11 \text{ keV} \Rightarrow m_s |_{\text{Shi-Fuller}} \approx 7 \text{ keV}$$

Sterile WDM vs. Thermal WDM



$$m_s |_{\text{Dodelson-Widrow, ideal}} \approx 4.46 \text{ keV} \left(\frac{m_{\text{thermal}}}{1 \text{ keV}} \right)^{4/3}$$

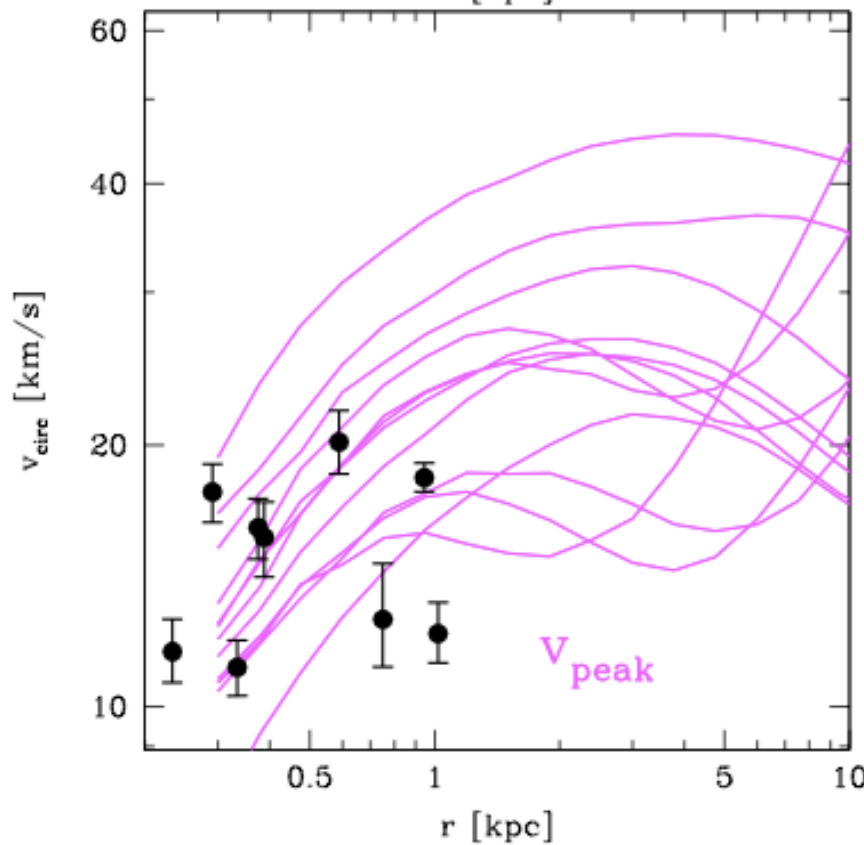
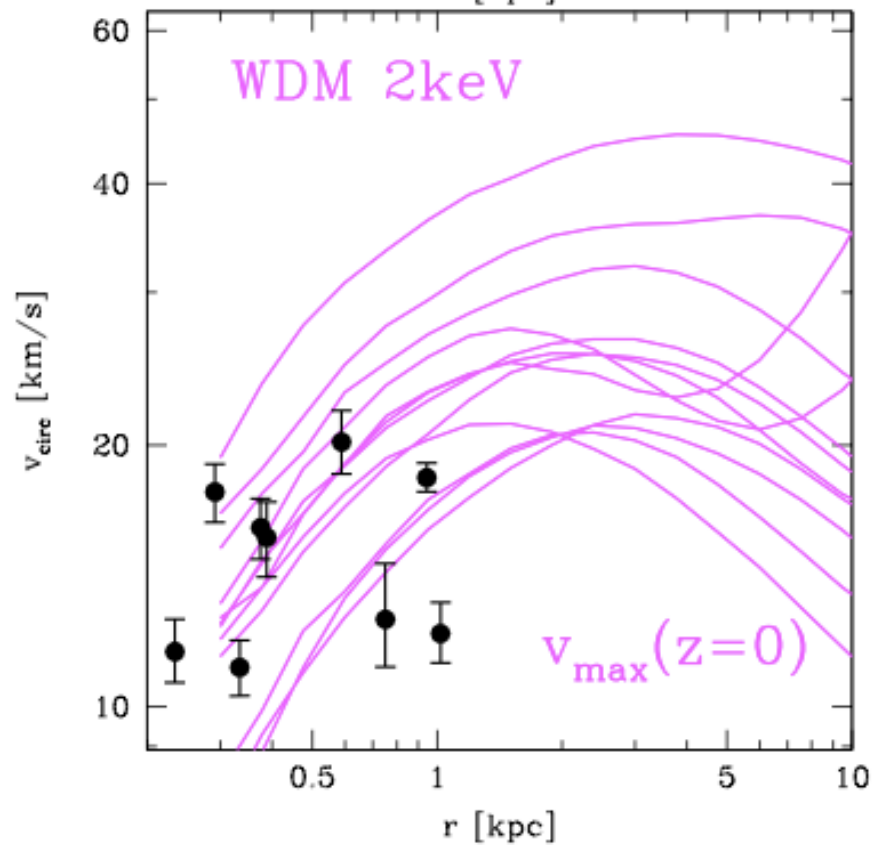
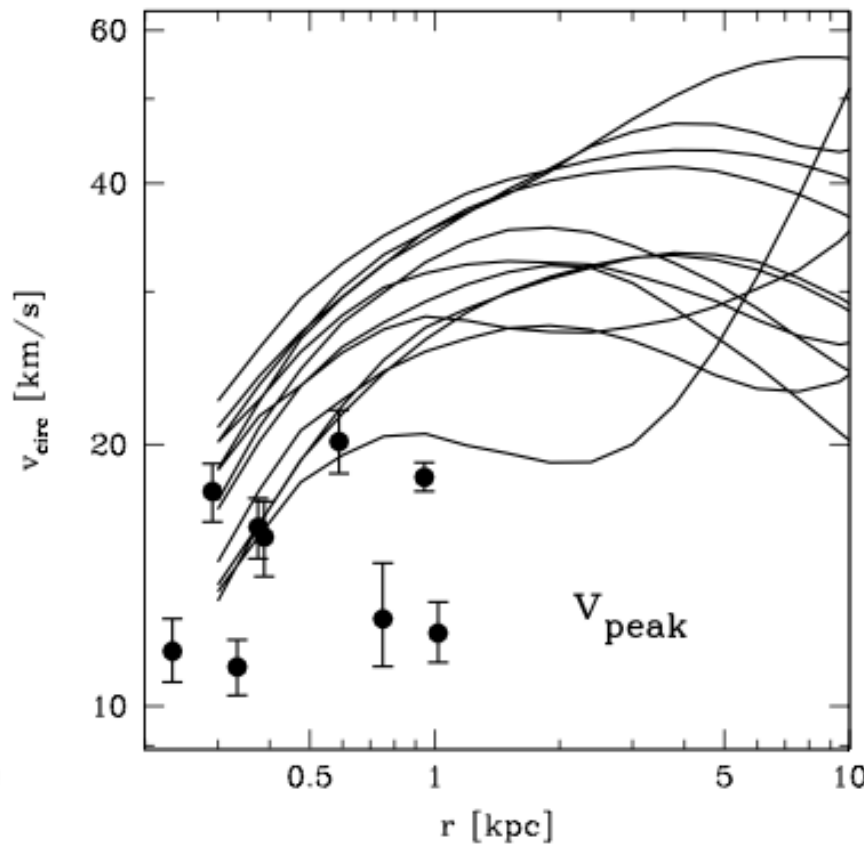
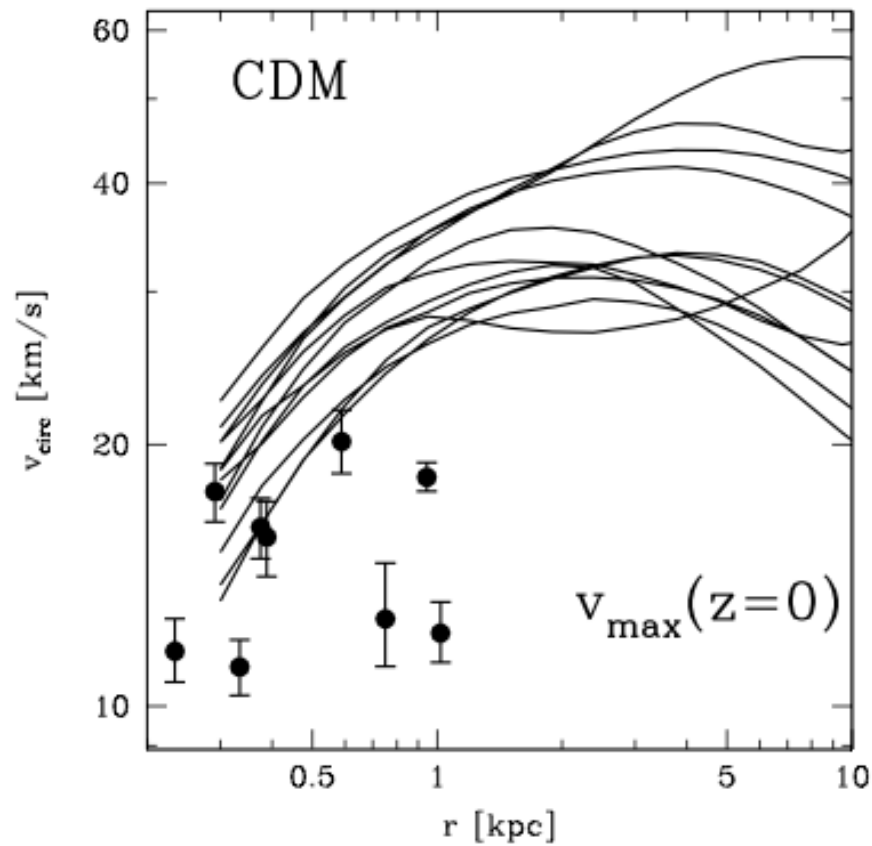
$$m_s |_{\text{Shi-Fuller}} < m_s |_{\text{Dodelson-Widrow}}$$

$$m_{\text{thermal}} = 2 \text{ keV} \Rightarrow m_s |_{\text{DW, ideal}} \approx 11 \text{ keV} \Rightarrow m_s |_{\text{Shi-Fuller}} \approx 7 \text{ keV}$$

Colombi, Dodelson & Widrow astro-ph/9505029;

Abazajian 2005; arXiv:1705.01837; Venumadhav+ 2016

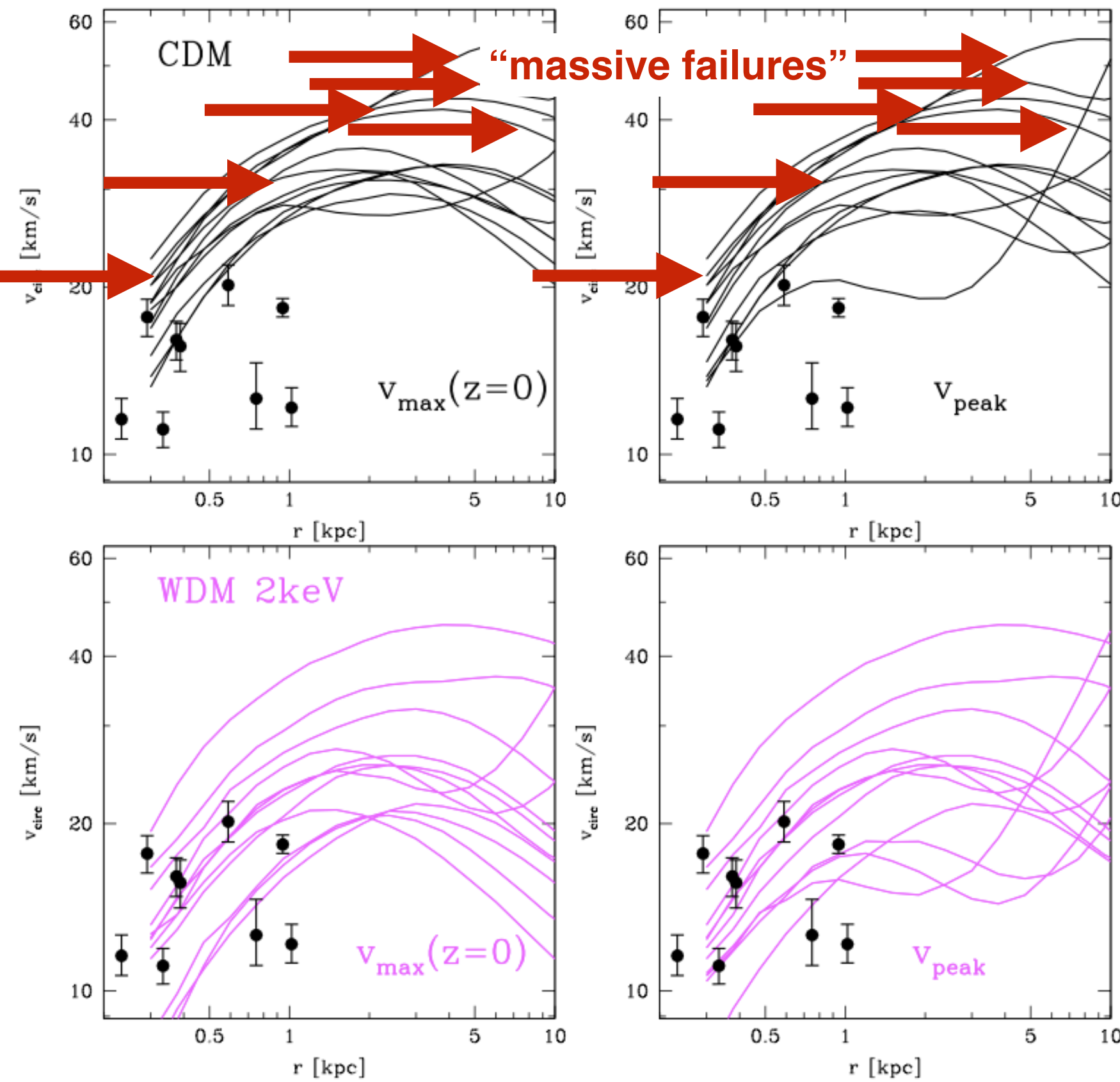
WDM Solution to All Local Group Galaxy Properties?



Anderhalden+
arXiv:1212.2967

Sterile Neutrino DM:
Horiuchi+
arXiv:1512.04548
Bozek+
arXiv:1512.04544

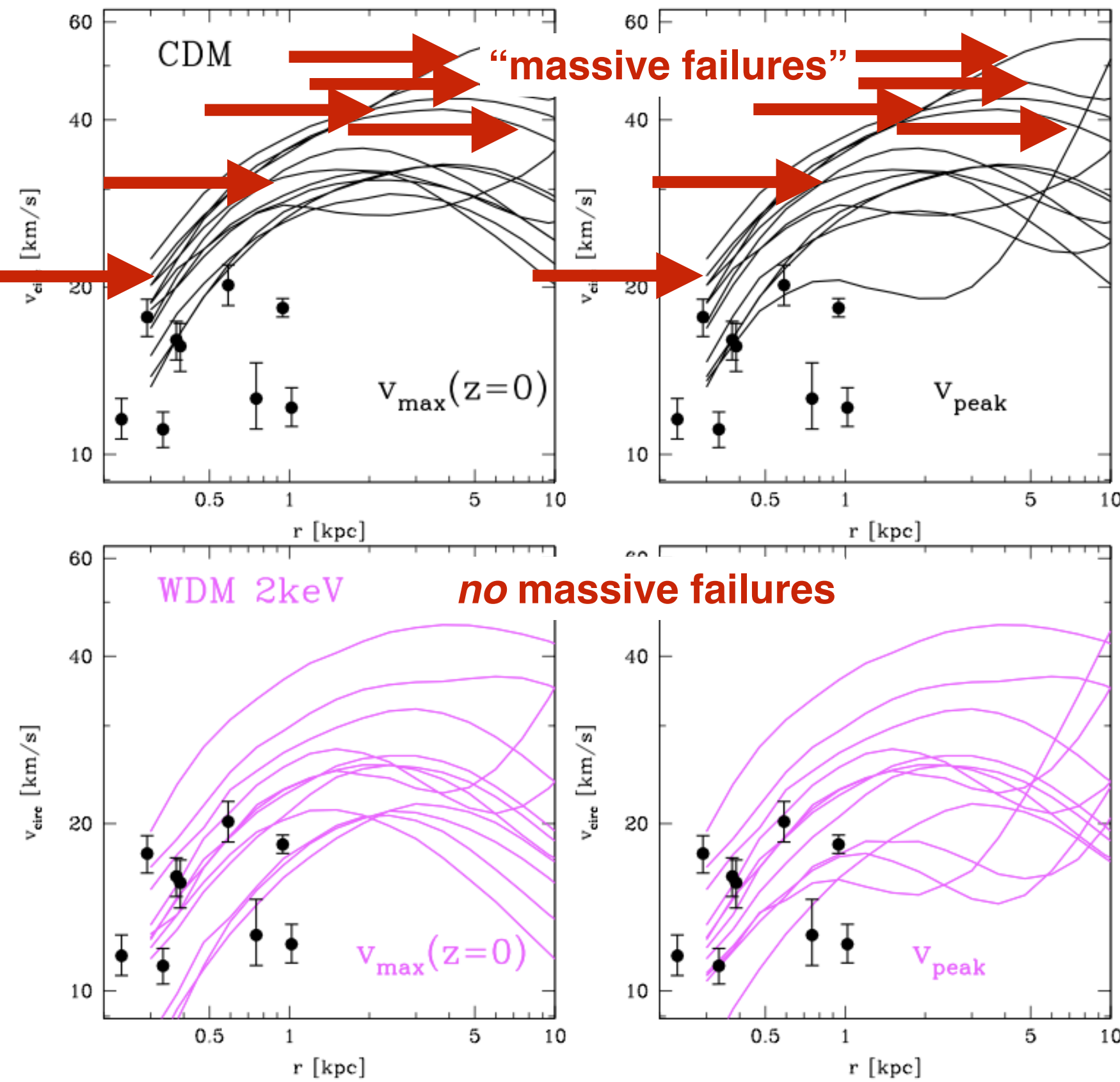
WDM Solution to All Local Group Galaxy Properties?



Anderhalden+
arXiv:1212.2967

Sterile Neutrino DM:
Horiuchi+
arXiv:1512.04548
Bozek+
arXiv:1512.04544

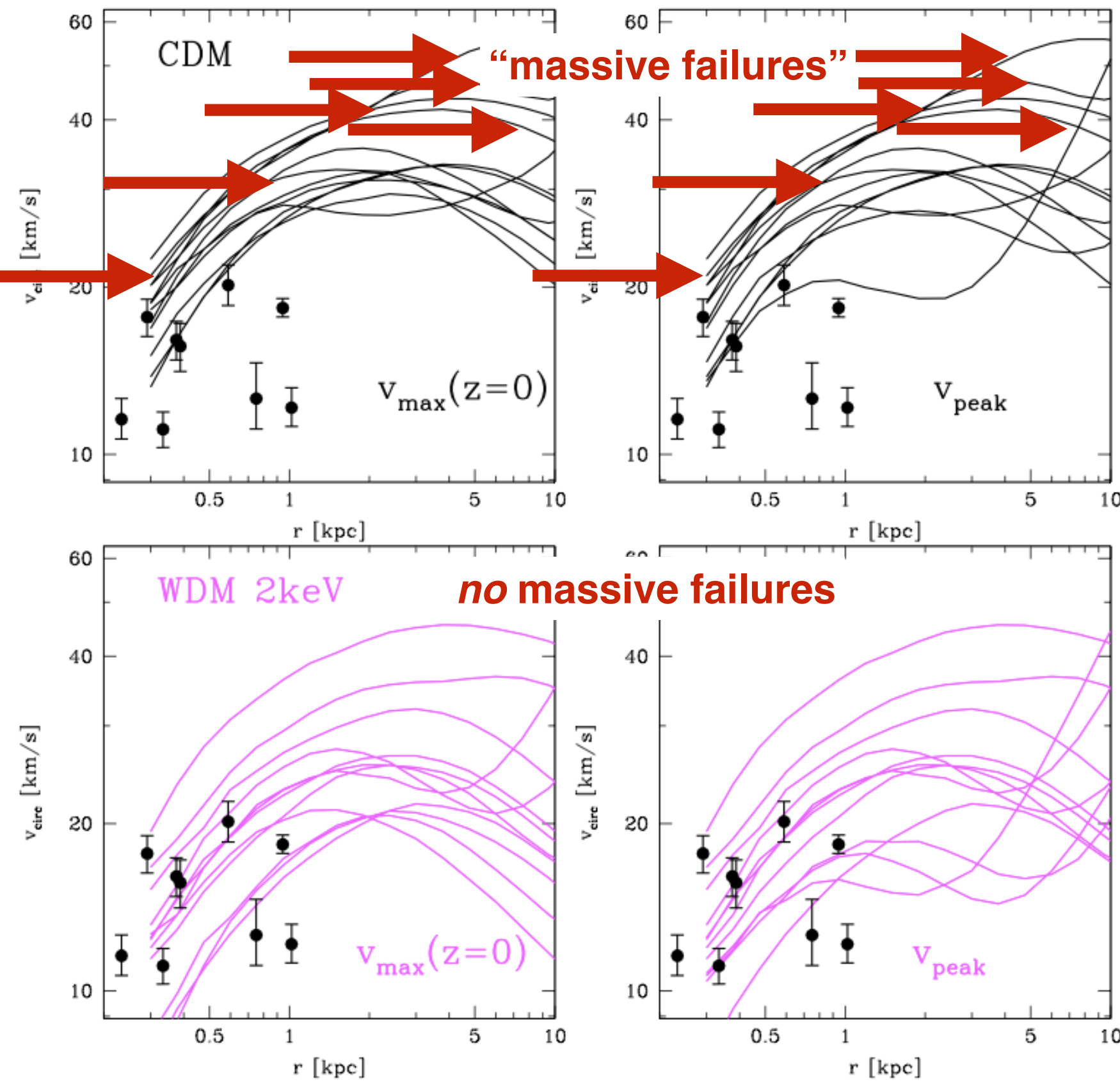
WDM Solution to All Local Group Galaxy Properties?



Anderhalden+
arXiv:1212.2967

Sterile Neutrino DM:
Horiuchi+
arXiv:1512.04548
Bozek+
arXiv:1512.04544

WDM Solution to All Local Group Galaxy Properties?



Anderhalden+
arXiv:1212.2967

"It seems that only the pure WDM model with a 2 keV [thermal] particle is able to match the all observations" of the Milky Way Satellites: "the total satellite abundance, their radial distribution and their mass profile" (or TBTF)

Sterile Neutrino DM:
Horiuchi+
arXiv:1512.04548
Bozek+
arXiv:1512.04544

Summary

Summary

- Sterile Neutrino Dark Matter has been investigated for 24+ years; indirect detection via cluster & field galaxy searches proposed by yours truly in 2001.

Summary

- Sterile Neutrino Dark Matter has been investigated for 24+ years; indirect detection via cluster & field galaxy searches proposed by yours truly in 2001.
- An unidentified line has been detected at 4σ to 5σ in two independent samples of stacked X-ray clusters with *XMM-Newton*. It was seen by the same group in the *Perseus* Cluster with *Chandra* data. (Bulbul et al. ApJ 2014). An independent group reported a line at the same energy toward Andromeda (M31) and *Perseus* with *XMM-Newton* (Boyarsky et al. PRL 2014).

Summary

- Sterile Neutrino Dark Matter has been investigated for 24+ years; indirect detection via cluster & field galaxy searches proposed by yours truly in 2001.
- An unidentified line has been detected at 4σ to 5σ in two independent samples of stacked X-ray clusters with *XMM-Newton*. It was seen by the same group in the *Perseus* Cluster with *Chandra* data. (Bulbul et al. ApJ 2014). An independent group reported a line at the same energy toward Andromeda (M31) and *Perseus* with *XMM-Newton* (Boyarsky et al. PRL 2014).
- Also seen:

Summary

- Sterile Neutrino Dark Matter has been investigated for 24+ years; indirect detection via cluster & field galaxy searches proposed by yours truly in 2001.
- An unidentified line has been detected at 4σ to 5σ in two independent samples of stacked X-ray clusters with *XMM-Newton*. It was seen by the same group in the *Perseus* Cluster with *Chandra* data. (Bulbul et al. ApJ 2014). An independent group reported a line at the same energy toward Andromeda (M31) and *Perseus* with *XMM-Newton* (Boyarsky et al. PRL 2014).
- Also seen:
 - in our Milky Way Galactic Center (*XMM-Newton*)

Summary

- Sterile Neutrino Dark Matter has been investigated for 24+ years; indirect detection via cluster & field galaxy searches proposed by yours truly in 2001.
- An unidentified line has been detected at 4σ to 5σ in two independent samples of stacked X-ray clusters with *XMM-Newton*. It was seen by the same group in the *Perseus* Cluster with *Chandra* data. (Bulbul et al. ApJ 2014). An independent group reported a line at the same energy toward Andromeda (M31) and *Perseus* with *XMM-Newton* (Boyarsky et al. PRL 2014).
- Also seen:
 - in our Milky Way Galactic Center (*XMM-Newton*)
 - with *SUZAKU* X-ray Space Telescope data toward *Perseus*

Summary

- Sterile Neutrino Dark Matter has been investigated for 24+ years; indirect detection via cluster & field galaxy searches proposed by yours truly in 2001.
- An unidentified line has been detected at 4σ to 5σ in two independent samples of stacked X-ray clusters with *XMM-Newton*. It was seen by the same group in the *Perseus* Cluster with *Chandra* data. (Bulbul et al. ApJ 2014). An independent group reported a line at the same energy toward Andromeda (M31) and *Perseus* with *XMM-Newton* (Boyarsky et al. PRL 2014).
- Also seen:
 - in our Milky Way Galactic Center (*XMM-Newton*)
 - with *SUZAKU* X-ray Space Telescope data toward *Perseus*
 - in 8 more clusters at $> 2\sigma$ significance

Summary

- Sterile Neutrino Dark Matter has been investigated for 24+ years; indirect detection via cluster & field galaxy searches proposed by yours truly in 2001.
- An unidentified line has been detected at 4σ to 5σ in two independent samples of stacked X-ray clusters with *XMM-Newton*. It was seen by the same group in the *Perseus* Cluster with *Chandra* data. (Bulbul et al. ApJ 2014). An independent group reported a line at the same energy toward Andromeda (M31) and *Perseus* with *XMM-Newton* (Boyarsky et al. PRL 2014).
- Also seen:
 - in our Milky Way Galactic Center (*XMM-Newton*)
 - with *SUZAKU* X-ray Space Telescope data toward *Perseus*
 - in 8 more clusters at $> 2\sigma$ significance
 - Seen in *Chandra* deep fields (Galactic Halo)

Summary

- Sterile Neutrino Dark Matter has been investigated for 24+ years; indirect detection via cluster & field galaxy searches proposed by yours truly in 2001.
- An unidentified line has been detected at 4σ to 5σ in two independent samples of stacked X-ray clusters with *XMM-Newton*. It was seen by the same group in the *Perseus* Cluster with *Chandra* data. (Bulbul et al. ApJ 2014). An independent group reported a line at the same energy toward Andromeda (M31) and *Perseus* with *XMM-Newton* (Boyarsky et al. PRL 2014).
- Also seen:
 - in our Milky Way Galactic Center (*XMM-Newton*)
 - with *SUZAKU* X-ray Space Telescope data toward *Perseus*
 - in 8 more clusters at $> 2\sigma$ significance
 - Seen in *Chandra* deep fields (Galactic Halo)
- **No consistent astrophysical interpretation exists.**

Summary

Summary

- Among the simplest models for the signal are:

Summary

- Among the simplest models for the signal are:
 - resonant sterile neutrino production with a cosmological L

Summary

- Among the simplest models for the signal are:
 - resonant sterile neutrino production with a cosmological L
 - *a fraction of dark matter as sterile neutrinos*

Summary

- Among the simplest models for the signal are:
 - resonant sterile neutrino production with a cosmological L
 - *a fraction of dark matter as sterile neutrinos*
 - *as well as low-reheating temperature models.*

Summary

- Among the simplest models for the signal are:
 - resonant sterile neutrino production with a cosmological L
 - *a fraction of dark matter as sterile neutrinos*
 - *as well as low-reheating temperature models.*
- The signal crosses a transition region from “cold” dark matter to “warm” dark matter, particularly at a small-scale structure cutoff scale of great interest in galaxy formation of the local group of galaxies, ~ 2 keV thermal WDM.

Summary

- Among the simplest models for the signal are:
 - resonant sterile neutrino production with a cosmological L
 - *a fraction of dark matter as sterile neutrinos*
 - *as well as low-reheating temperature models.*
- The signal crosses a transition region from “cold” dark matter to “warm” dark matter, particularly at a small-scale structure cutoff scale of great interest in galaxy formation of the local group of galaxies, ~ 2 keV thermal WDM.
- Future Follow up observations:

Summary

- Among the simplest models for the signal are:
 - resonant sterile neutrino production with a cosmological L
 - *a fraction of dark matter as sterile neutrinos*
 - *as well as low-reheating temperature models.*
- The signal crosses a transition region from “cold” dark matter to “warm” dark matter, particularly at a small-scale structure cutoff scale of great interest in galaxy formation of the local group of galaxies, ~ 2 keV thermal WDM.
- Future Follow up observations:
 - 2018-2019: Micro-X, XQC

Summary

- Among the simplest models for the signal are:
 - resonant sterile neutrino production with a cosmological L
 - *a fraction of dark matter as sterile neutrinos*
 - *as well as low-reheating temperature models.*
- The signal crosses a transition region from “cold” dark matter to “warm” dark matter, particularly at a small-scale structure cutoff scale of great interest in galaxy formation of the local group of galaxies, ~ 2 keV thermal WDM.
- Future Follow up observations:
 - 2018-2019: Micro-X, XQC
 - 2021-2022: XARM

Summary

- Among the simplest models for the signal are:
 - resonant sterile neutrino production with a cosmological L
 - *a fraction of dark matter as sterile neutrinos*
 - *as well as low-reheating temperature models.*
- The signal crosses a transition region from “cold” dark matter to “warm” dark matter, particularly at a small-scale structure cutoff scale of great interest in galaxy formation of the local group of galaxies, ~ 2 keV thermal WDM.
- Future Follow up observations:
 - 2018-2019: Micro-X, XQC
 - 2021-2022: XARM
 - 2028+: ATHENA

Summary

- Among the simplest models for the signal are:
 - resonant sterile neutrino production with a cosmological L
 - *a fraction of dark matter as sterile neutrinos*
 - *as well as low-reheating temperature models.*
- The signal crosses a transition region from “cold” dark matter to “warm” dark matter, particularly at a small-scale structure cutoff scale of great interest in galaxy formation of the local group of galaxies, ~ 2 keV thermal WDM.
- Future Follow up observations:
 - 2018-2019: Micro-X, XQC
 - 2021-2022: XARM
 - 2028+: ATHENA
 - 2030+: X-Ray Surveyor

Galactic Center X-ray Constraints? Potassium Lines? M31?

Galactic Center X-ray Constraints? Potassium Lines? M31?

“Dark Matter Searches Gone Bananas” Potassium paper by Jeltema & Profumo
arXiv:1408.1699 (JP) called into question Bulbul+ and Boyarsky+ results:

Galactic Center X-ray Constraints? Potassium Lines? M31?

“Dark Matter Searches Gone Bananas” Potassium paper by Jeltema & Profumo arXiv:1408.1699 (JP) called into question Bulbul+ and Boyarsky+ results:

ν_s JP claim that the Galactic Center excludes a dark matter interpretation

Galactic Center X-ray Constraints? Potassium Lines? M31?

“Dark Matter Searches Gone Bananas” Potassium paper by Jeltema & Profumo arXiv:1408.1699 (JP) called into question Bulbul+ and Boyarsky+ results:

ν_s JP claim that the Galactic Center excludes a dark matter interpretation

- » JP makes the assumption of all of the 3.5 keV flux coming from K XVIII, and then placing constraints on dark matter decay from the Galactic Center after this assumption. The flux from the Galactic Center is in fact consistent with the dark matter mass within the region [Boyarsky+ arXiv:1408.2503].

Galactic Center X-ray Constraints? Potassium Lines? M31?

“Dark Matter Searches Gone Bananas” Potassium paper by Jeltema & Profumo arXiv:1408.1699 (JP) called into question Bulbul+ and Boyarsky+ results:

- ν_s JP claim that the Galactic Center excludes a dark matter interpretation
 - » JP makes the assumption of all of the 3.5 keV flux coming from K XVIII, and then placing constraints on dark matter decay from the Galactic Center after this assumption. The flux from the Galactic Center is in fact consistent with the dark matter mass within the region [Boyarsky+ arXiv:1408.2503].
- ν_s JP claim that there is less than 2σ evidence for the line in XMM-Newton data of M31

Galactic Center X-ray Constraints? Potassium Lines? M31?

“Dark Matter Searches Gone Bananas” Potassium paper by Jeltema & Profumo arXiv:1408.1699 (JP) called into question Bulbul+ and Boyarsky+ results:

ν_s JP claim that the Galactic Center excludes a dark matter interpretation

- » JP makes the assumption of all of the 3.5 keV flux coming from K XVIII, and then placing constraints on dark matter decay from the Galactic Center after this assumption. The flux from the Galactic Center is in fact consistent with the dark matter mass within the region [Boyarsky+ arXiv:1408.2503].

ν_s JP claim that there is less than 2σ evidence for the line in XMM-Newton data of M31

- » The Boyarsky team showed how the JP M31 analysis is flawed in using much too narrow of an energy window in their line search modeling, which allows the continuum to float excessively [arXiv:1408.4388].

Galactic Center X-ray Constraints? Potassium Lines? M31?

“Dark Matter Searches Gone Bananas” Potassium paper by Jeltema & Profumo arXiv:1408.1699 (JP) called into question Bulbul+ and Boyarsky+ results:

- ν_s JP claim that the Galactic Center excludes a dark matter interpretation
 - » JP makes the assumption of all of the 3.5 keV flux coming from K XVIII, and then placing constraints on dark matter decay from the Galactic Center after this assumption. **The flux from the Galactic Center is in fact consistent with the dark matter mass within the region [Boyarsky+ arXiv:1408.2503].**
- ν_s JP claim that there is less than 2σ evidence for the line in XMM-Newton data of M31
 - » The Boyarsky team showed how the JP M31 analysis is flawed in using much too narrow of an energy window in their line search modeling, which **allows the continuum to float excessively** [arXiv:1408.4388].
- ν_s JP claim line ratios in the cluster data do not allow for a consistent model for the temperature of Perseus

Galactic Center X-ray Constraints? Potassium Lines? M31?

“Dark Matter Searches Gone Bananas” Potassium paper by Jeltema & Profumo arXiv:1408.1699 (JP) called into question Bulbul+ and Boyarsky+ results:

ν_s JP claim that the Galactic Center excludes a dark matter interpretation

- » JP makes the assumption of all of the 3.5 keV flux coming from K XVIII, and then placing constraints on dark matter decay from the Galactic Center after this assumption. **The flux from the Galactic Center is in fact consistent with the dark matter mass within the region [Boyarsky+ arXiv:1408.2503].**

ν_s JP claim that there is less than 2σ evidence for the line in XMM-Newton data of M31

- » The Boyarsky team showed how the JP M31 analysis is flawed in using much too narrow of an energy window in their line search modeling, which **allows the continuum to float excessively [arXiv:1408.4388].**

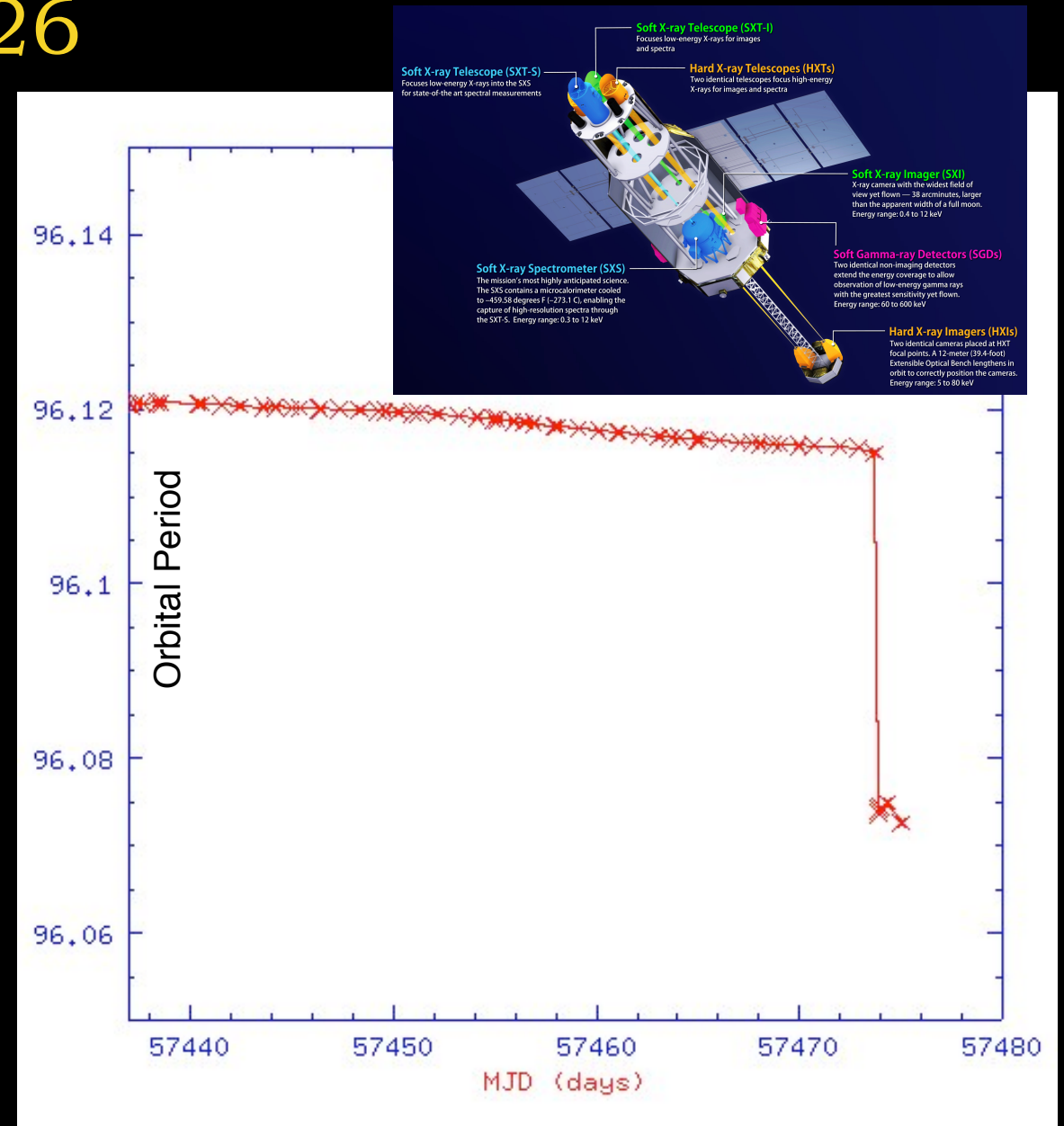
ν_s JP claim line ratios in the cluster data do not allow for a consistent model for the temperature of Perseus

- » The Bulbul+ team showed that JP use **over-simplified single-temperature model arguments with incorrect line ratios** in their X-ray cluster modeling [arXiv:1409.0920].

Communication anomaly of X-ray Astronomy Satellite “Hitomi” (ASTRO-H) - March 26

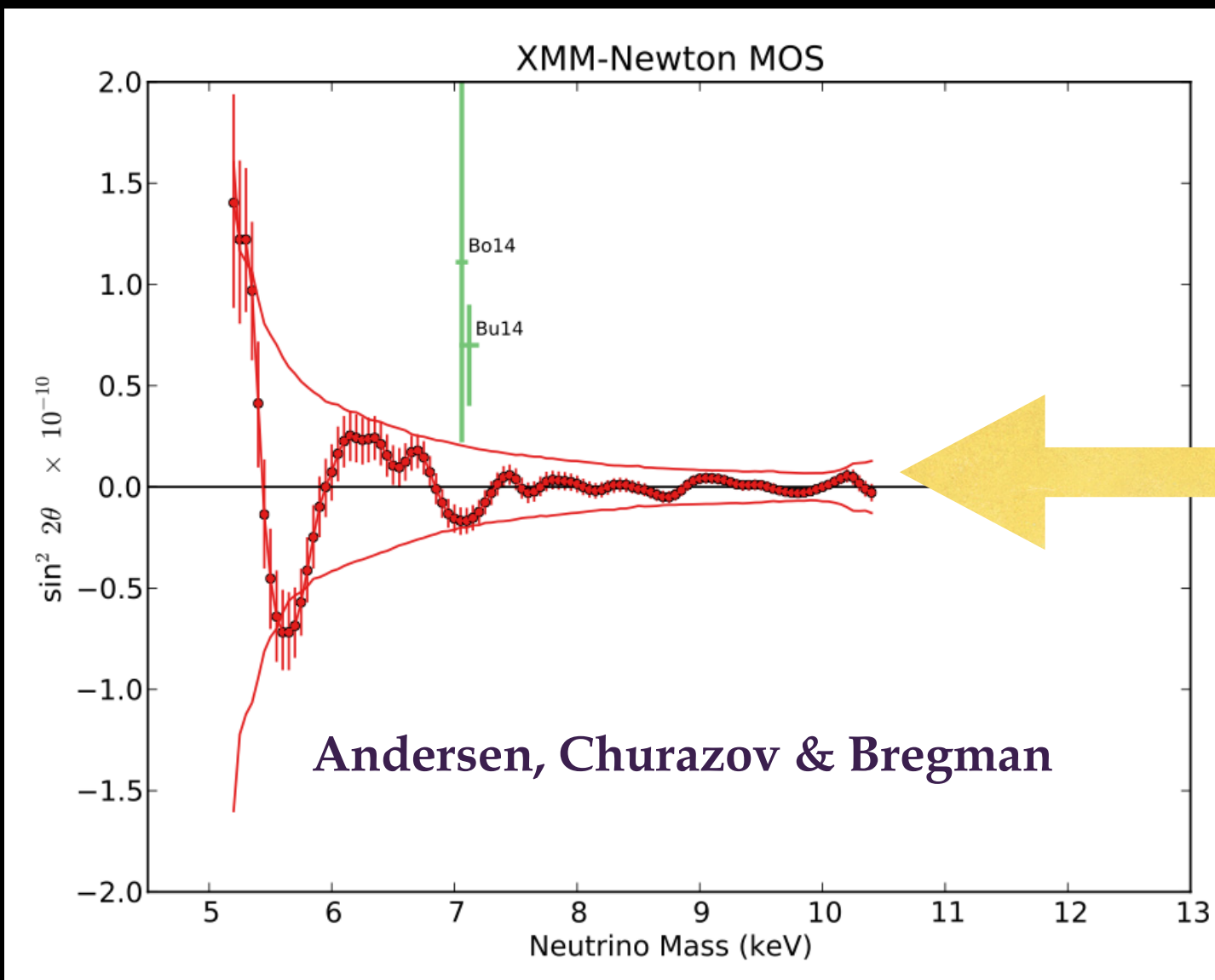
JAXA Press Releases:

- loss of orbit altitude
- loss of communication
- debris reported by JSpOC (Joint Space Operations Center)
- estimated rotation period calculated from the light curve is about 5.2 seconds



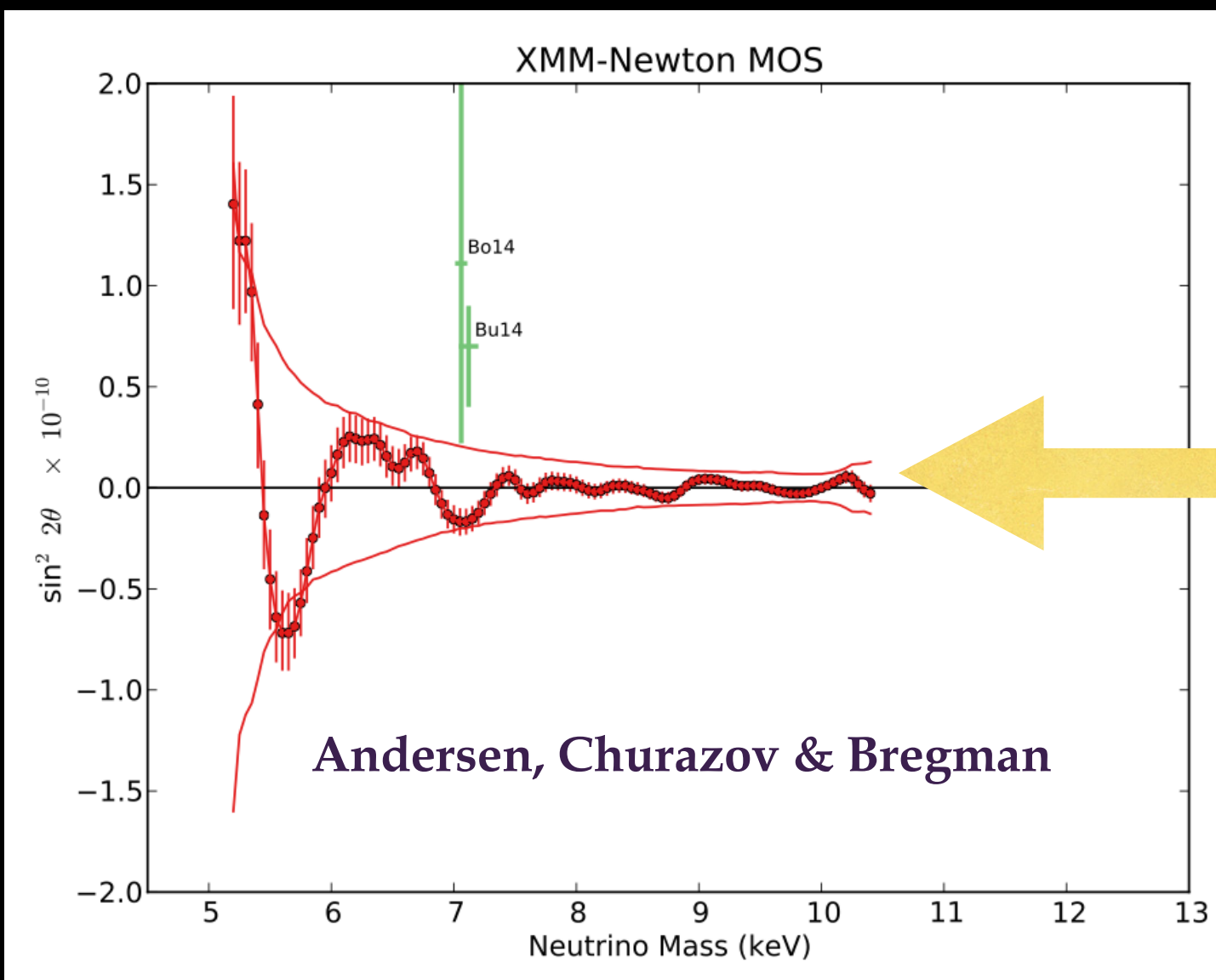
- JAXA: “cause for this fast rotations is anomaly in attitude control system. Based on information from several overseas organizations indicating the separation of the two SAPs from ASTRO-H, JAXA concluded that the functions of ASTRO-H could not be restored. Accordingly, JAXA ceased efforts to recover the satellite and turned to investigating the cause of the anomaly.”

Stacked Observations: Galaxies



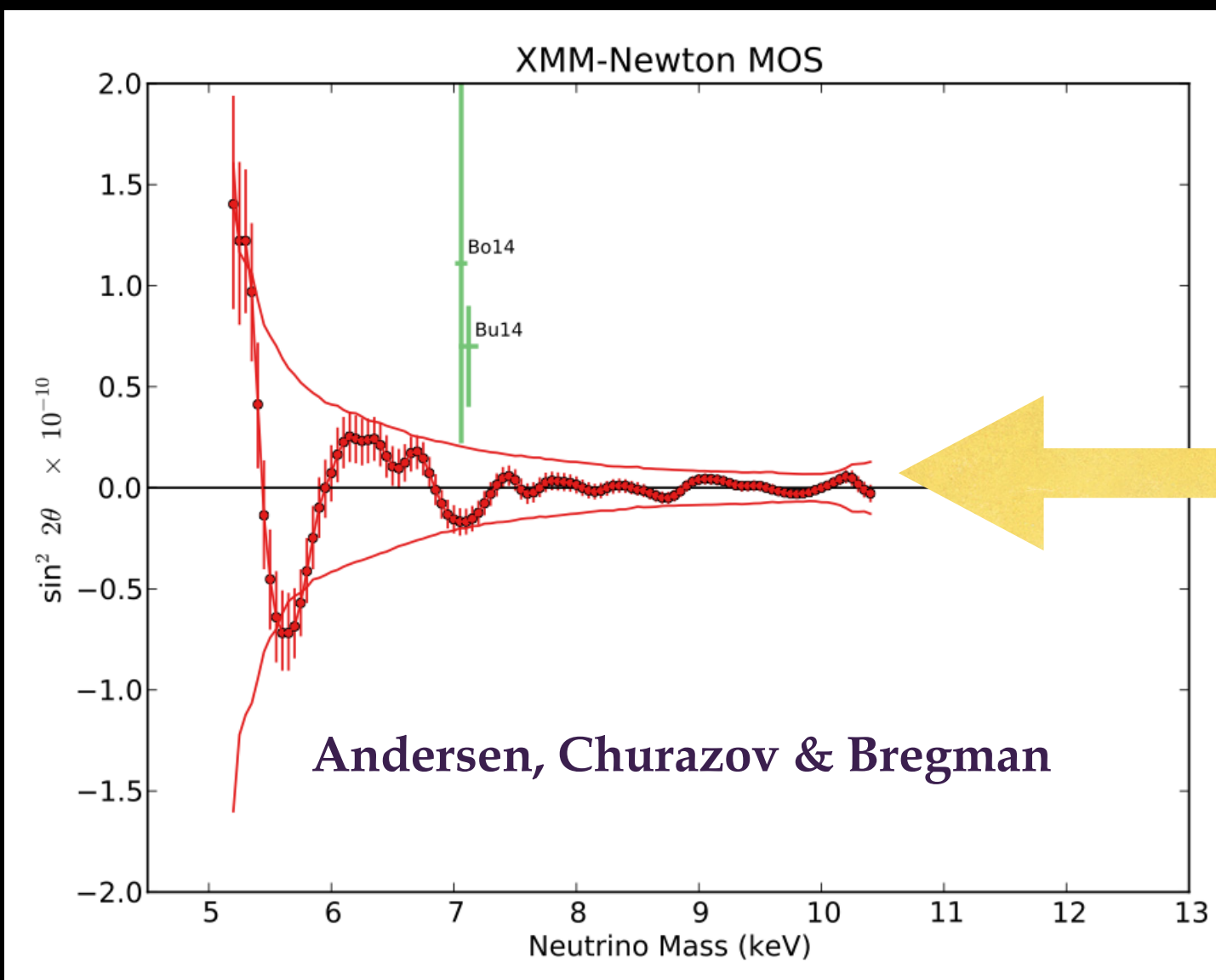
Stacked Observations: Galaxies

Sample of 81 galaxies observed with Chandra and a sample of 89 galaxies observed with XMM-Newton, using outskirts of the galaxies (Andersen, Churazov & Bregman 2014)



Stacked Observations: Galaxies

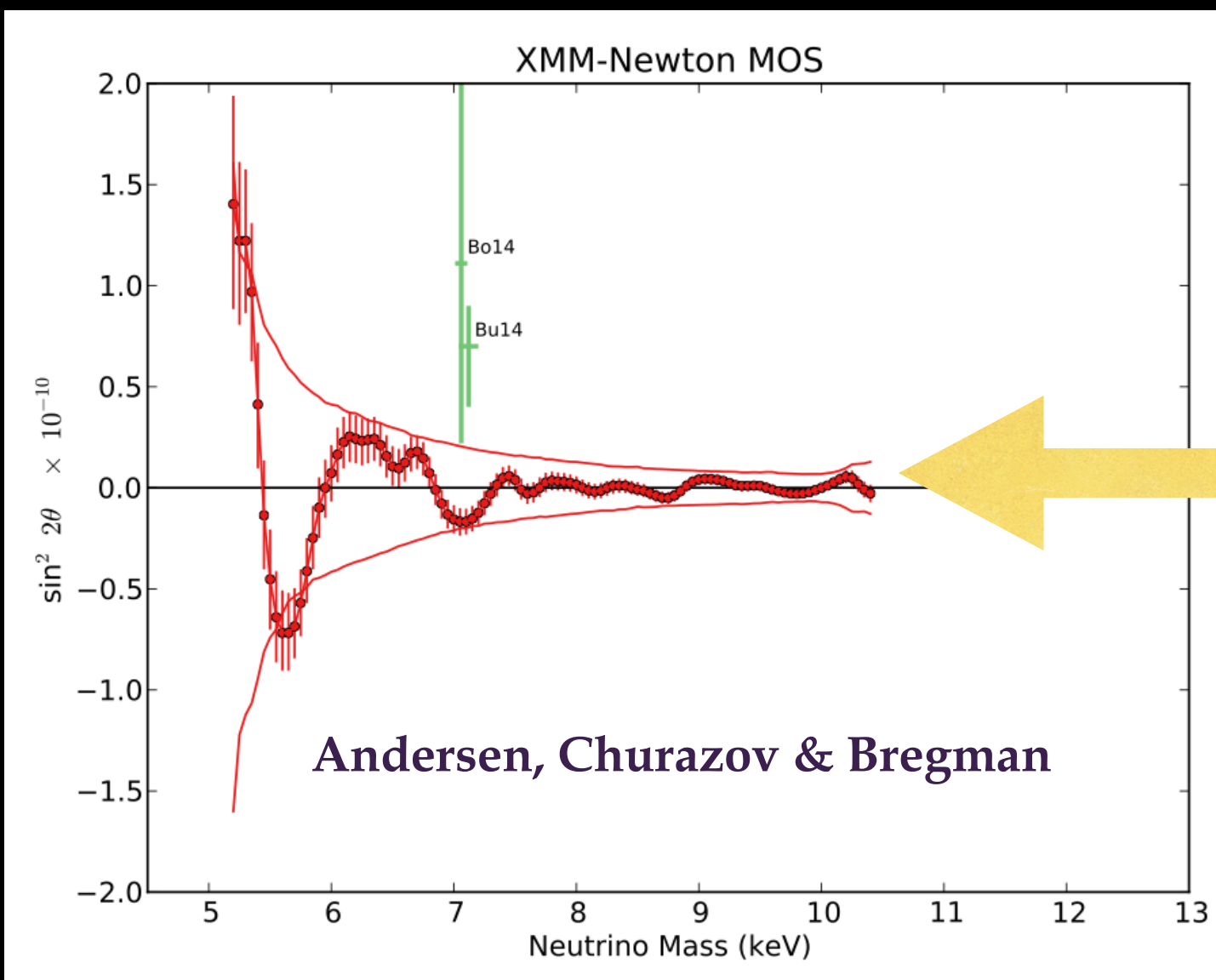
Sample of 81 galaxies observed with Chandra and a sample of 89 galaxies observed with XMM-Newton, using outskirts of the galaxies (Andersen, Churazov & Bregman 2014)



Stacked Observations: Galaxies

Sample of 81 galaxies observed with Chandra and a sample of 89 galaxies observed with XMM-Newton, using outskirts of the galaxies (Andersen, Churazov & Bregman 2014)

Quoted exclusion of the 3.5 keV line at fixed $\sin^2 2\theta$ by 11.8σ

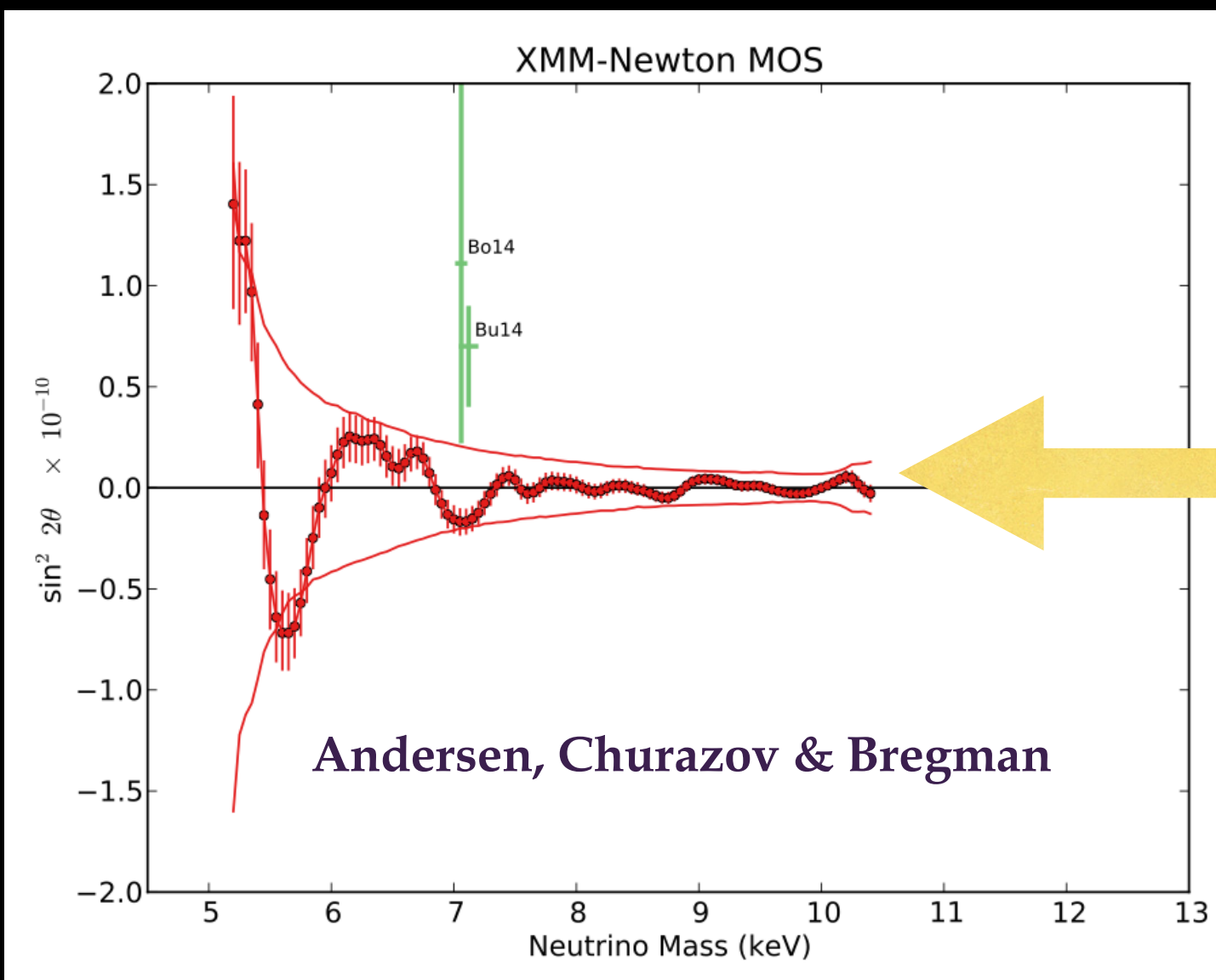


Stacked Observations: Galaxies

Sample of 81 galaxies observed with Chandra and a sample of 89 galaxies observed with XMM-Newton, using outskirts of the galaxies (Andersen, Churazov & Bregman 2014)

Quoted exclusion of the 3.5 keV line at fixed $\sin^2 2\theta$ by 11.8σ

Systematic errors are of order the uncertainties on detected $\sin^2 2\theta$



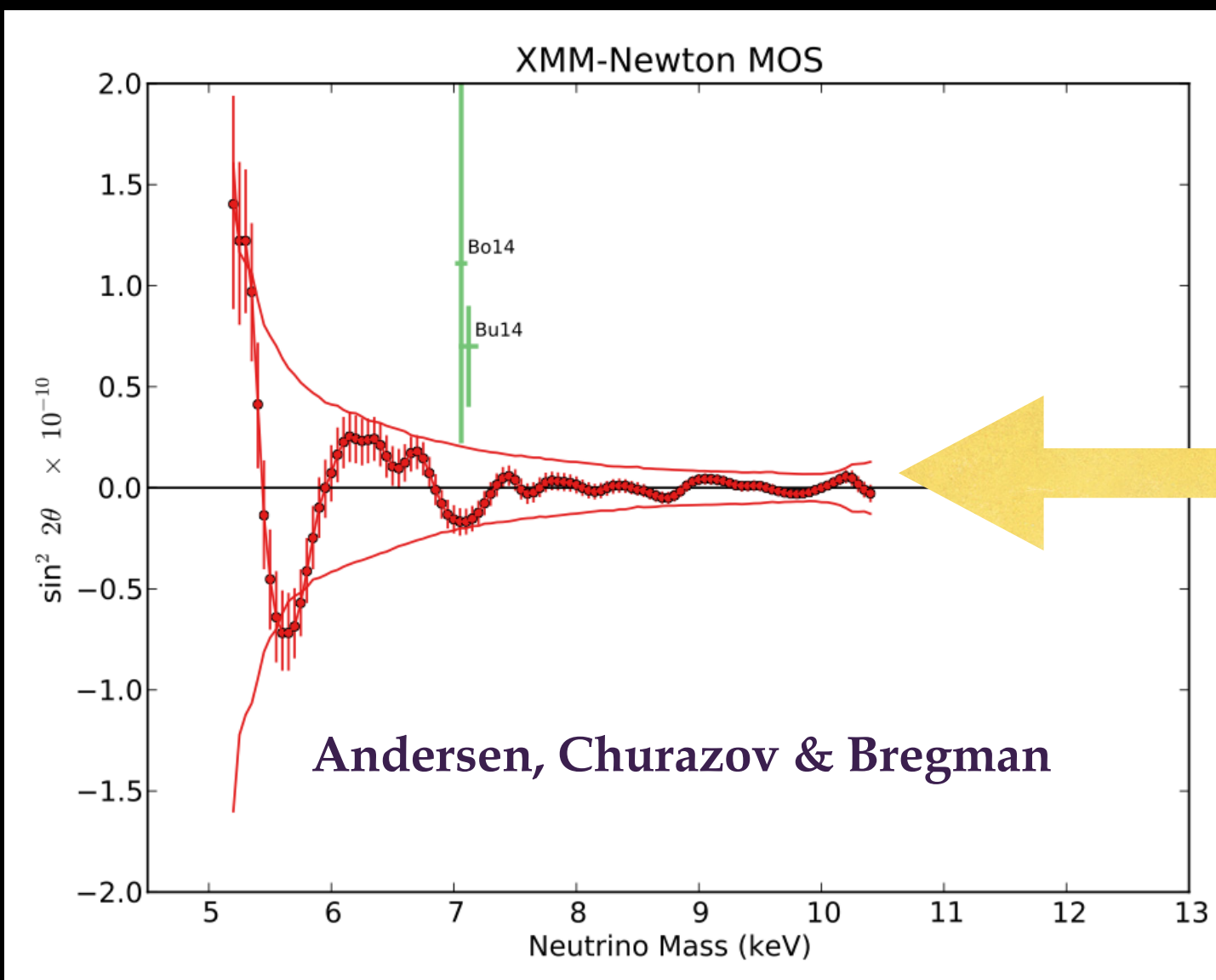
Stacked Observations: Galaxies

Sample of 81 galaxies observed with Chandra and a sample of 89 galaxies observed with XMM-Newton, using outskirts of the galaxies (Andersen, Churazov & Bregman 2014)

Quoted exclusion of the 3.5 keV line at fixed $\sin^2 2\theta$ by 11.8σ

Systematic errors are of order the uncertainties on detected $\sin^2 2\theta$

Despite overwhelming systematic uncertainties that are of order the signal, the authors quote statistical errors only.



Stacked Observations: Galaxies

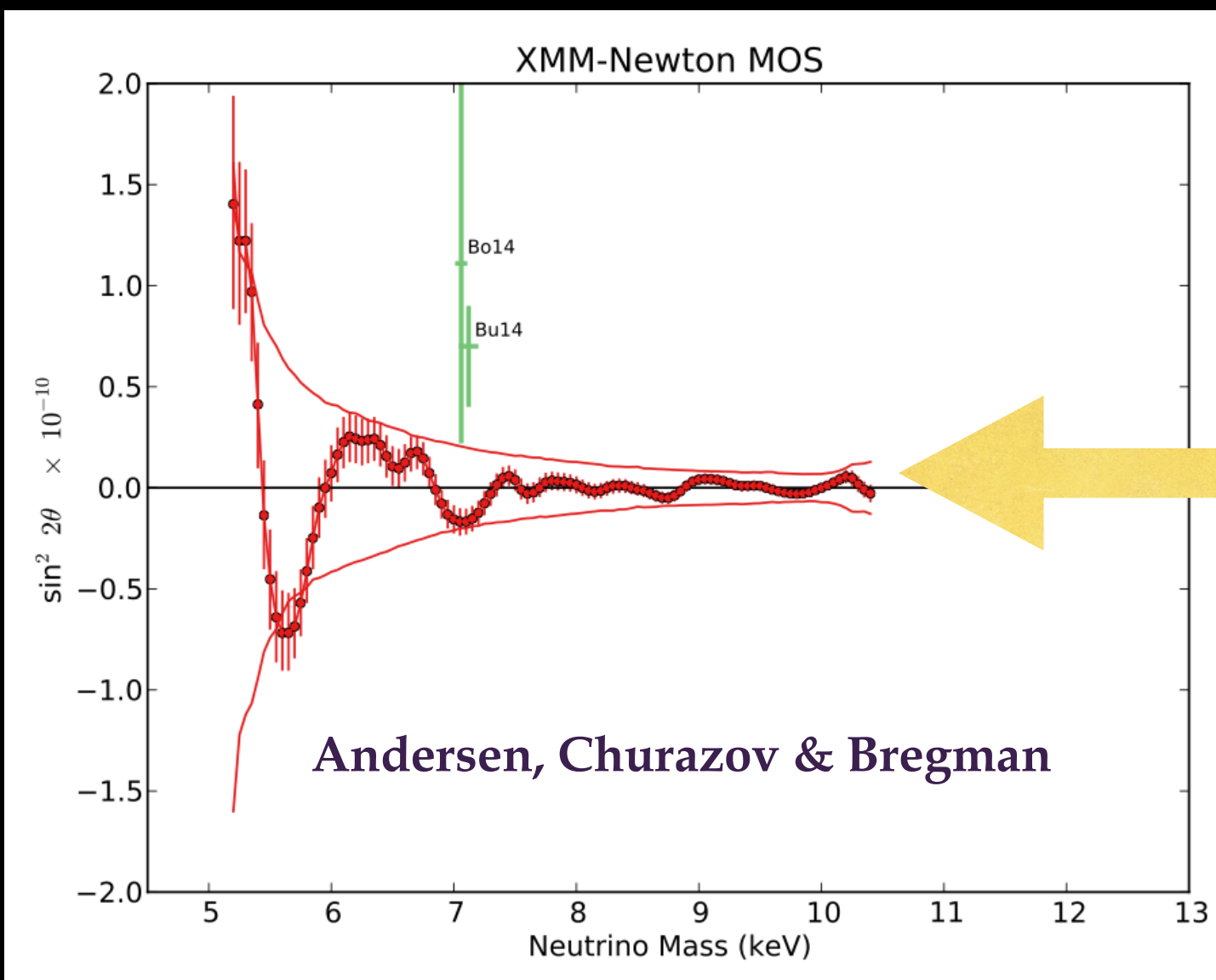
Sample of 81 galaxies observed with Chandra and a sample of 89 galaxies observed with XMM-Newton, using outskirts of the galaxies (Andersen, Churazov & Bregman 2014)

Quoted exclusion of the 3.5 keV line at fixed $\sin^2 2\theta$ by 11.8σ

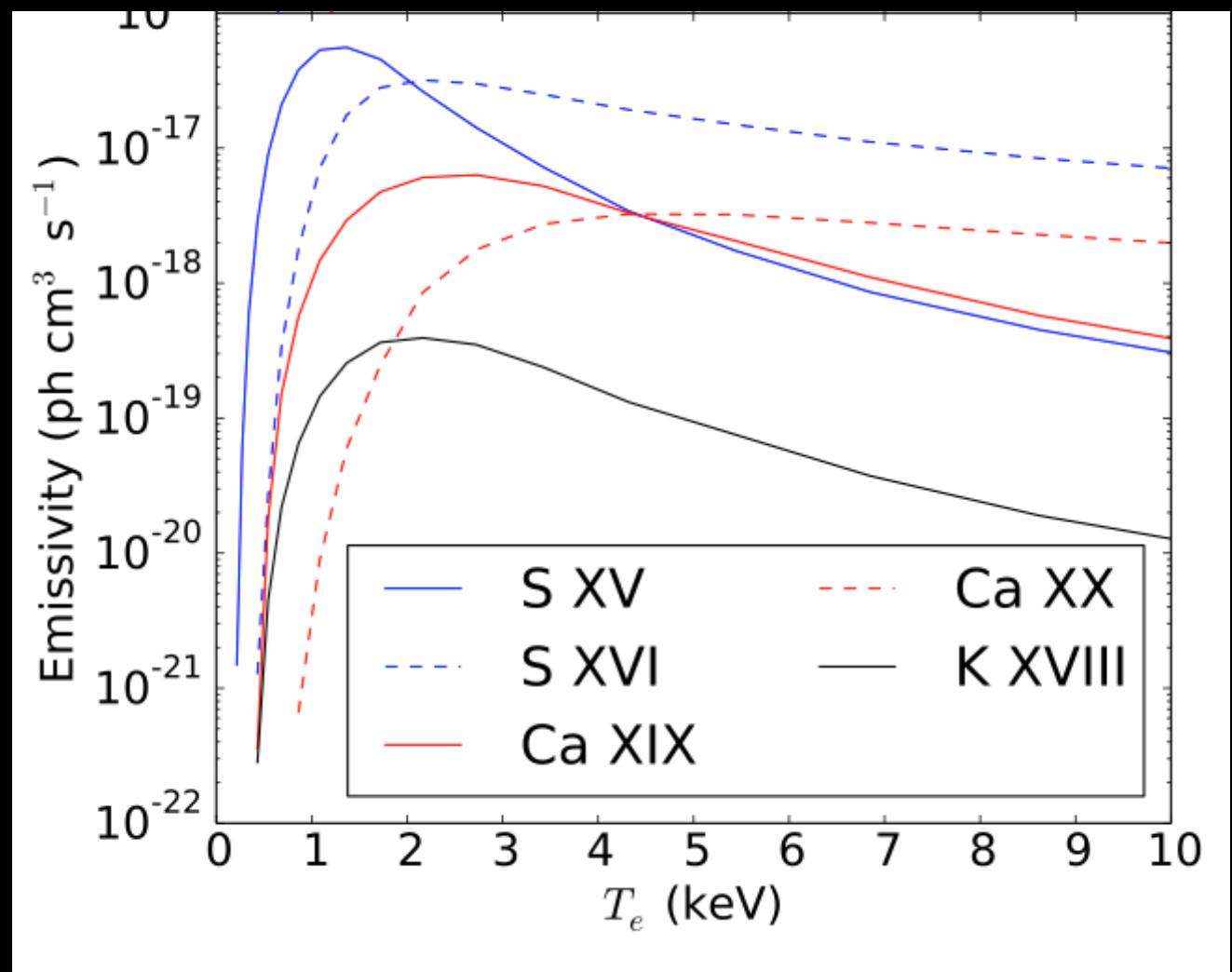
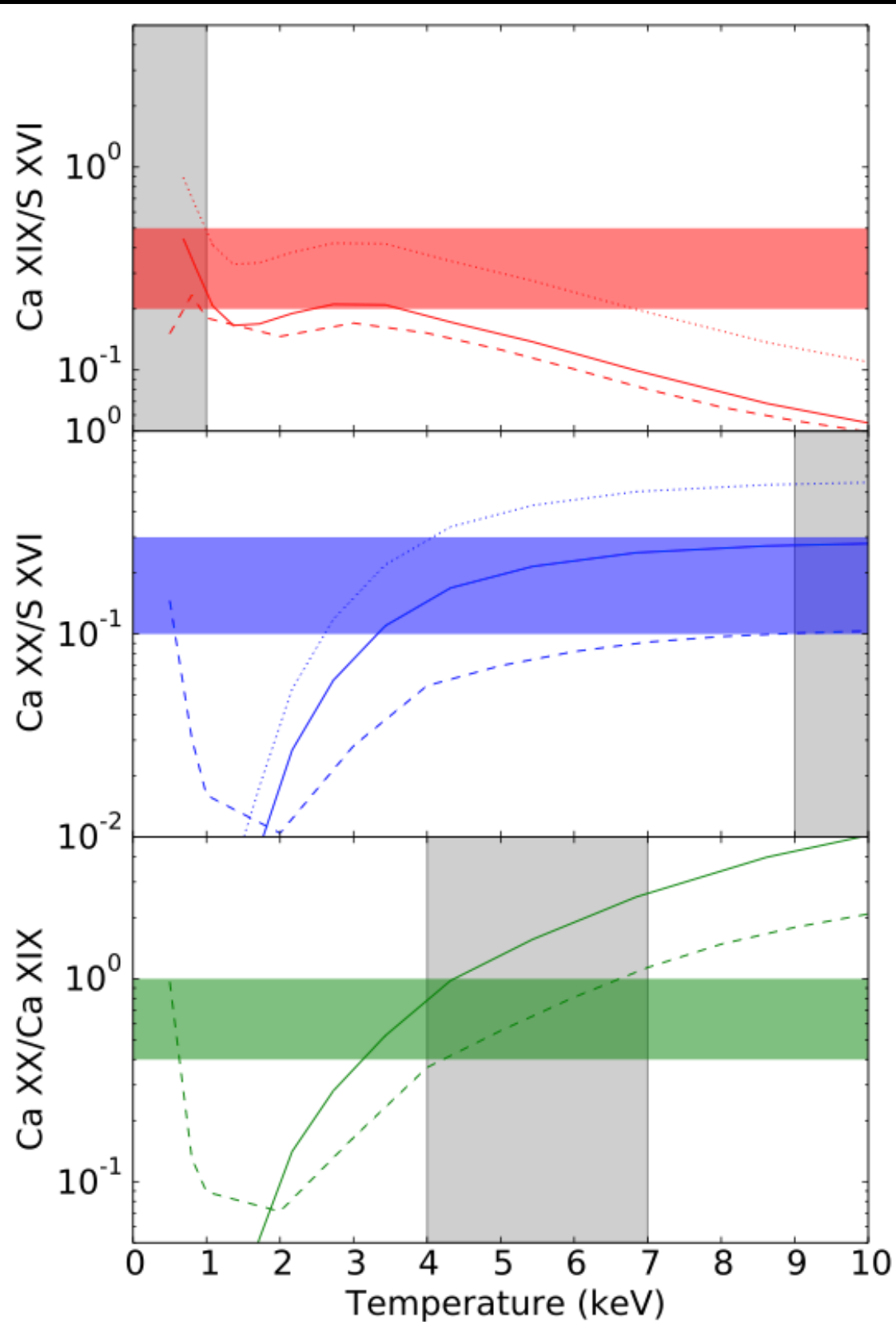
Systematic errors are of order the uncertainties on detected $\sin^2 2\theta$

Despite overwhelming systematic uncertainties that are of order the signal, the authors quote statistical errors only.

Proper methodology would find a more robust, less systematics dominated method & not quote irrelevant statistical evidence which reach an invalid conclusion.

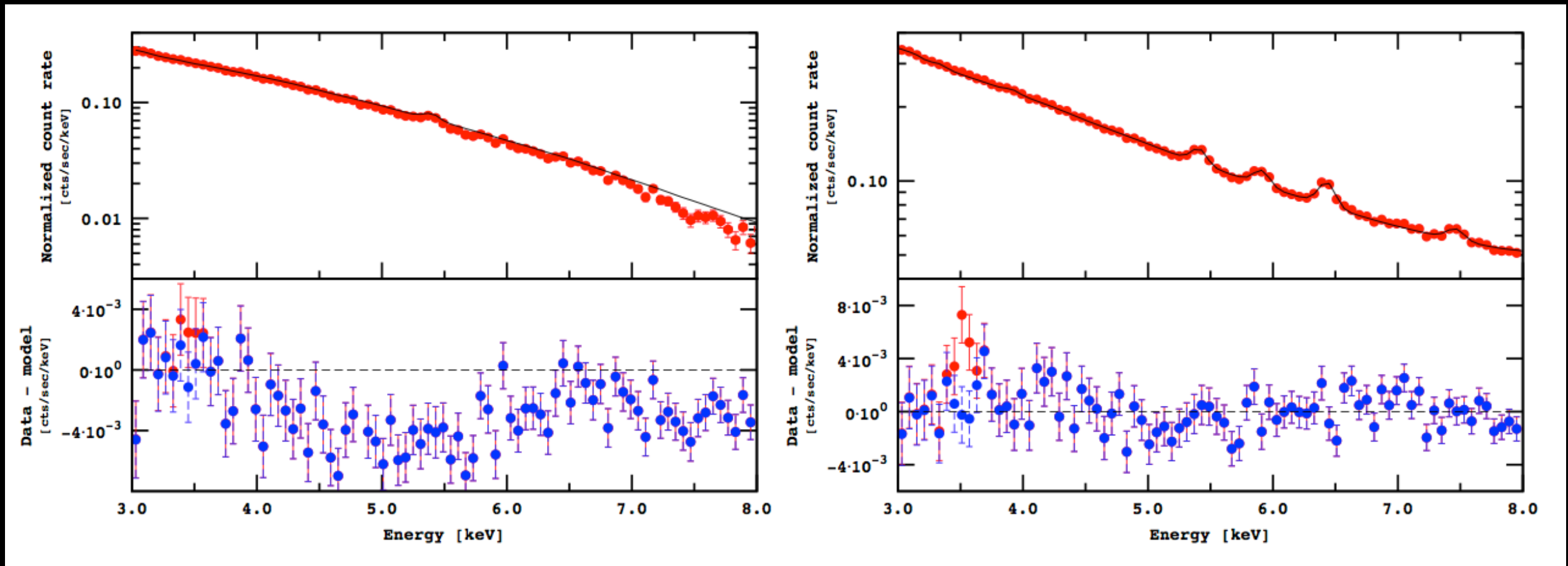


Inconsistent T? Potassium Line? (JP)



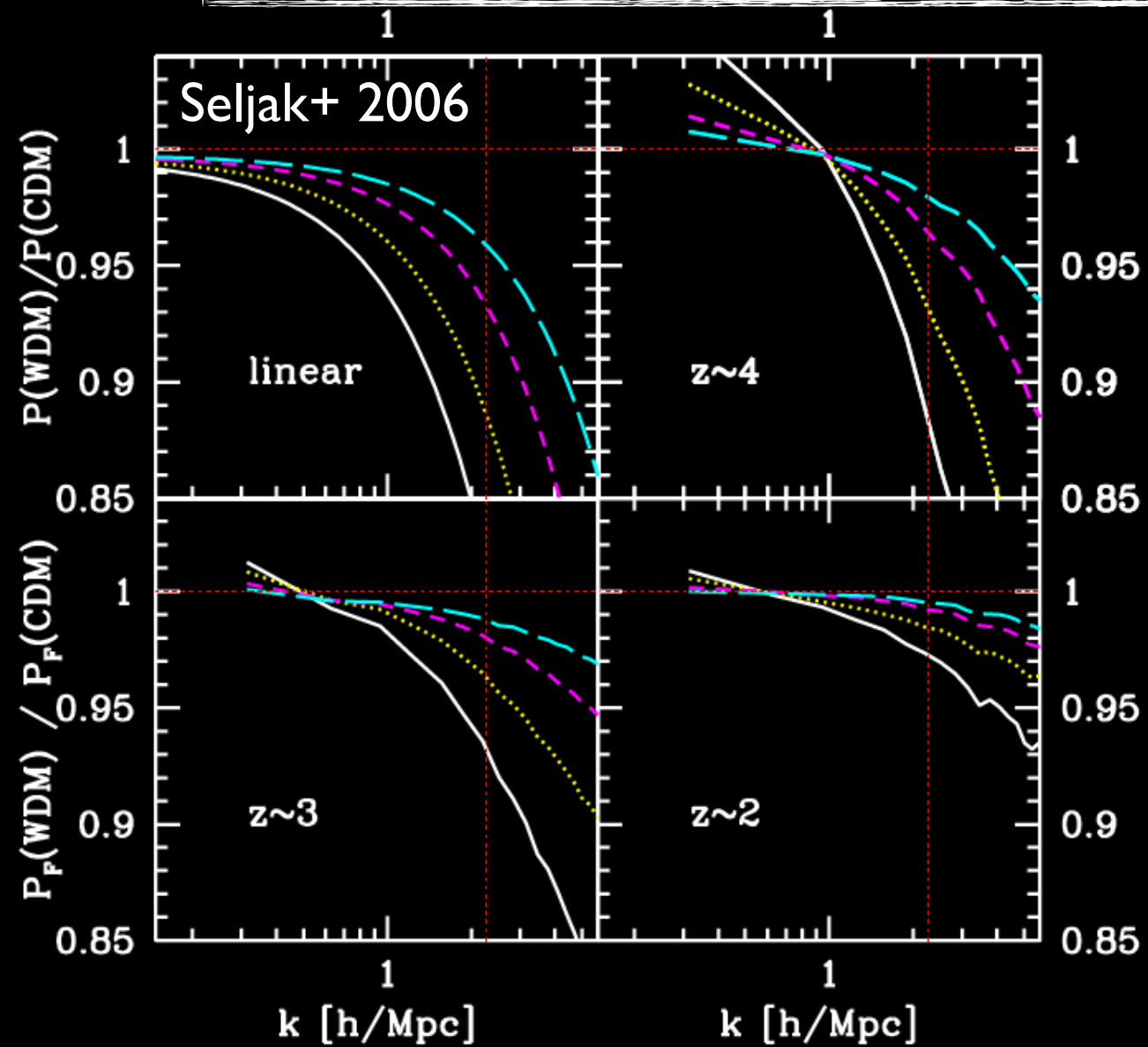
Bulbul+: “An independent consideration is the observed absolute line fluxes. Because the Ca XX, Ca XIX and S XVI emissivities drop steeply at low temperatures (lower panel in Fig. 3), any cool component would have to have a very high abundance of those elements to contribute significantly to the observed line fluxes. For example, to produce all of the observed Ca XX line in the Perseus MOS spectrum with a $T = 1$ keV plasma, the Ca abundance would have to be over 100 times solar (which is unlikely given the observed values of 0.3 – 2 solar in clusters, including their cool cores).”

No detection in M31? Consistent with K? (JP)

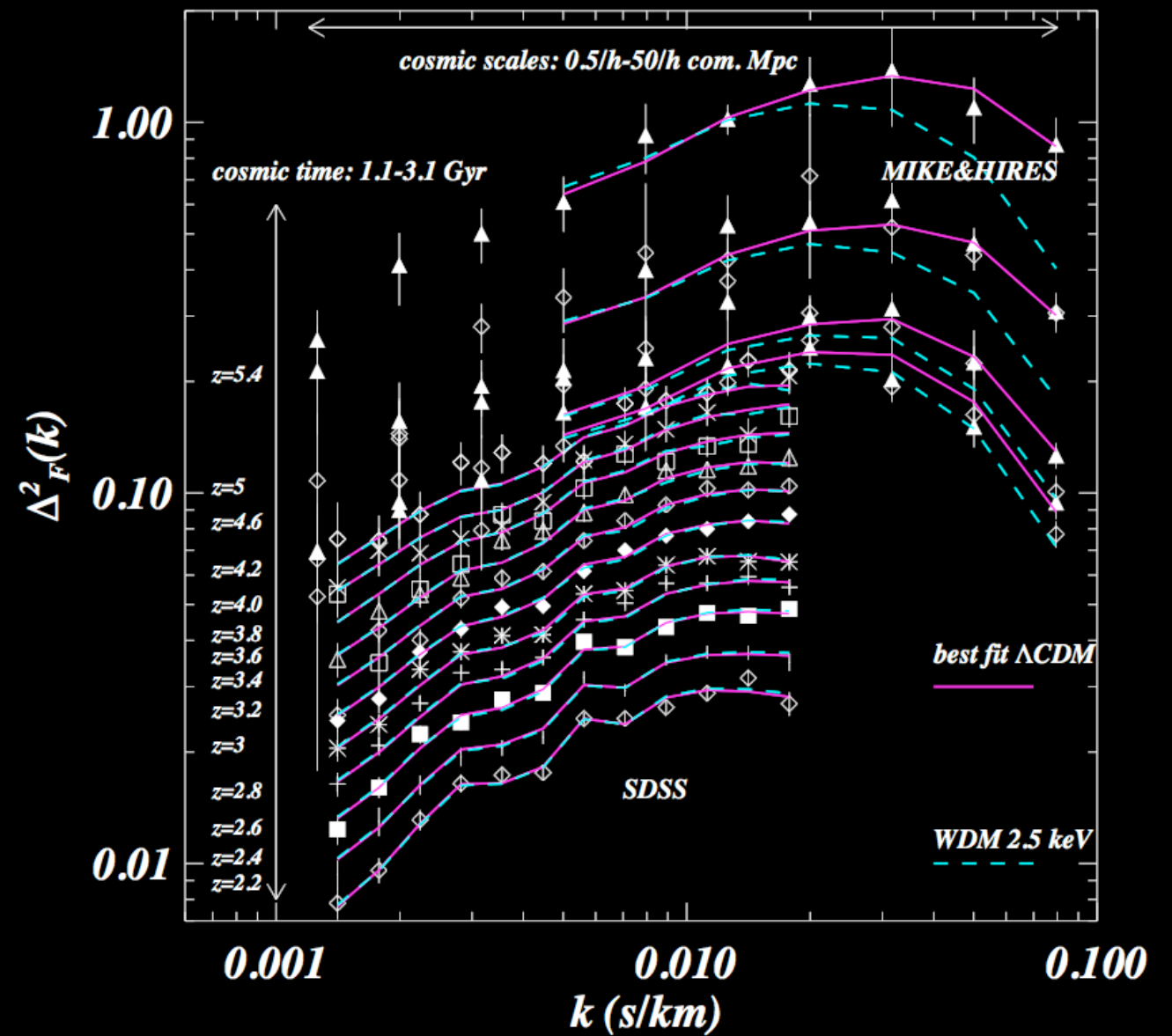
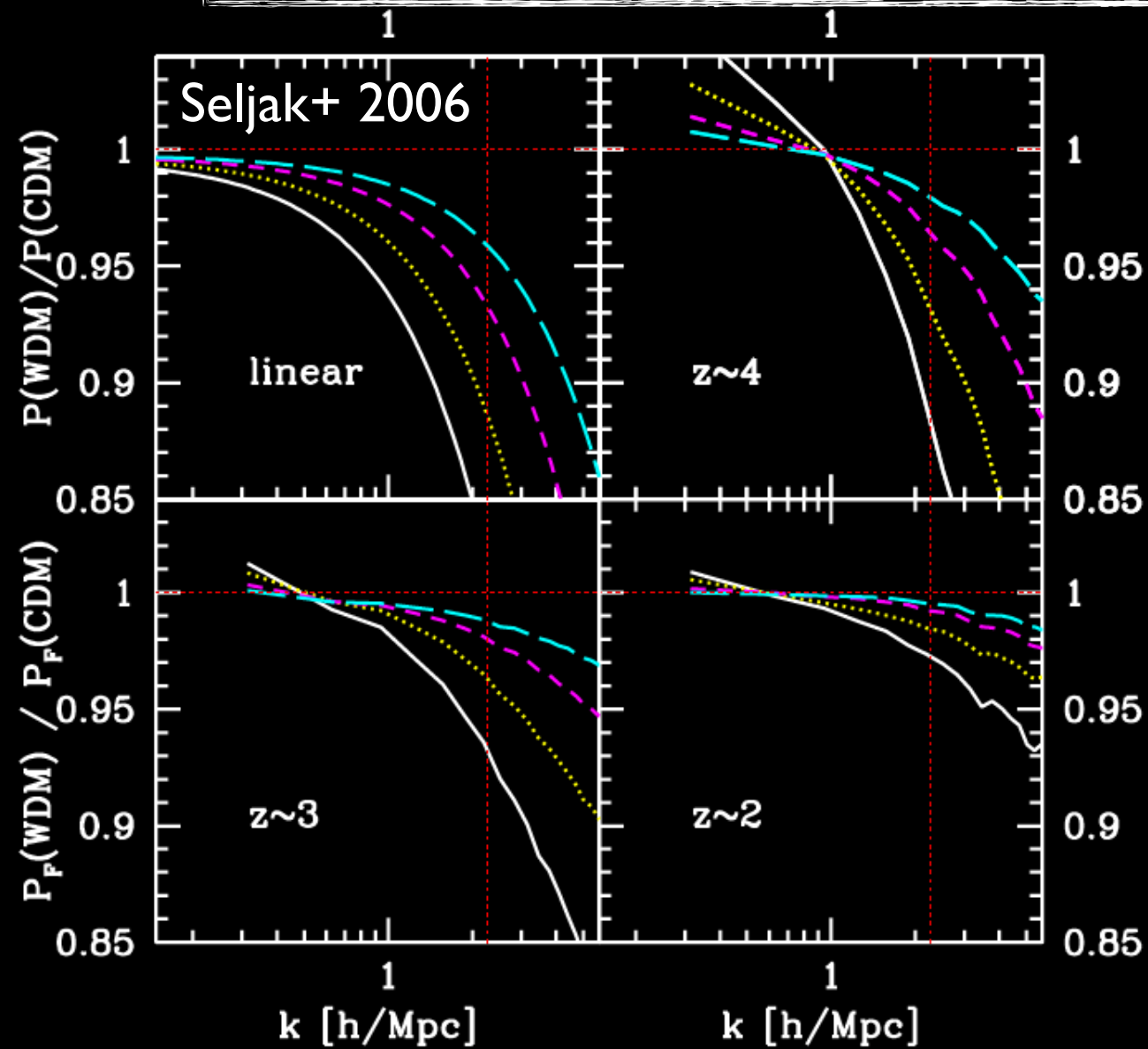


Boyarsky+ 2014: “The observation of the line at 3.53 keV in the center of M31 is in stark contradiction with its interpretation as a K XVIII atomic transition – it would require an extremely super-solar abundance of K XVIII and a super-solar ratio of abundance of K XVIII relative to AR XVII and CA XIX. The presence of this line in different types of objects – galaxy clusters, M31, and the Galactic Center – makes it challenging to explain all these signals together by emission from K XVIII, even if this interpretation is hard to exclude from the GC data only.”

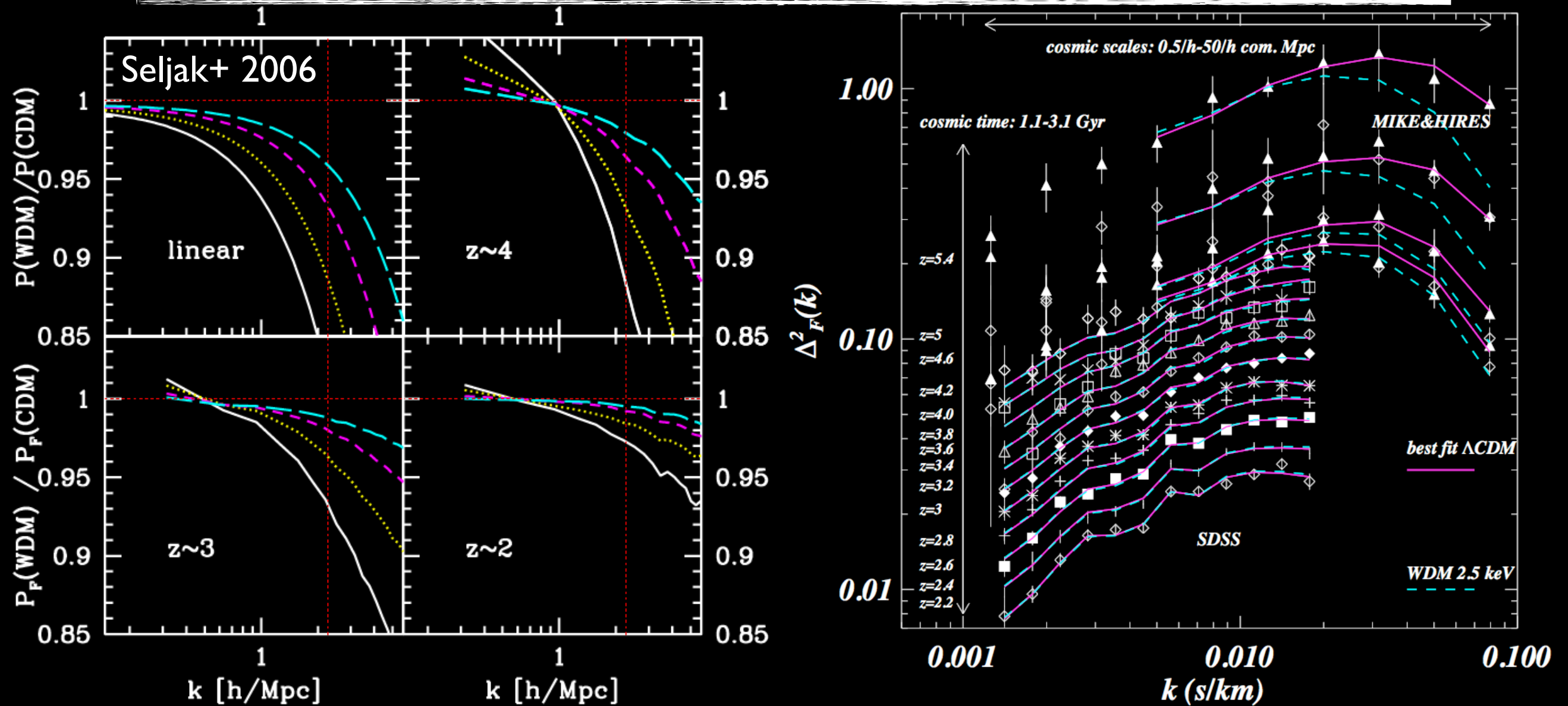
Lyman- α Forest Constraints on WDM



Lyman- α Forest Constraints on WDM



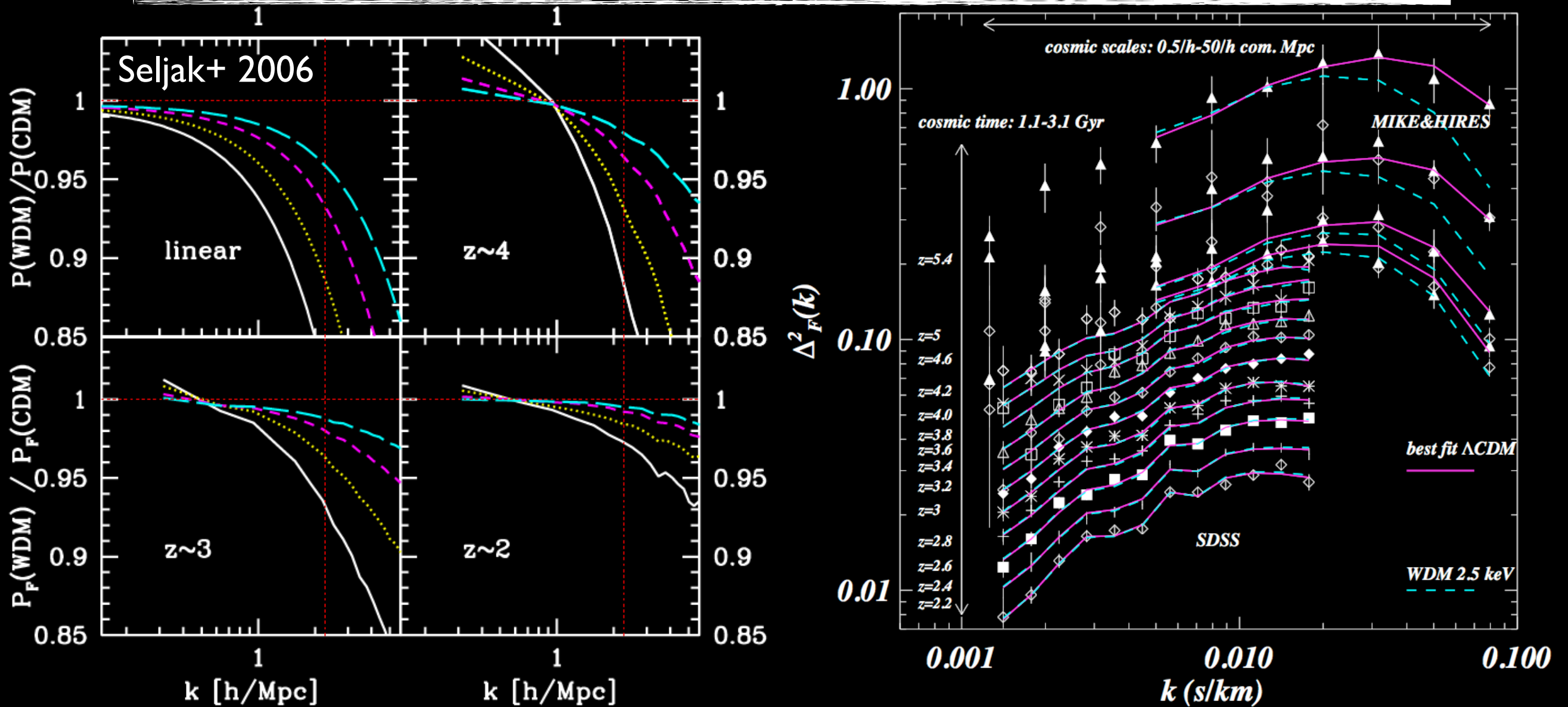
Lyman- α Forest Constraints on WDM



$m_s > 20 \text{ keV}$

Viel et al. 2013: Magellan MIKE + Keck HIRES

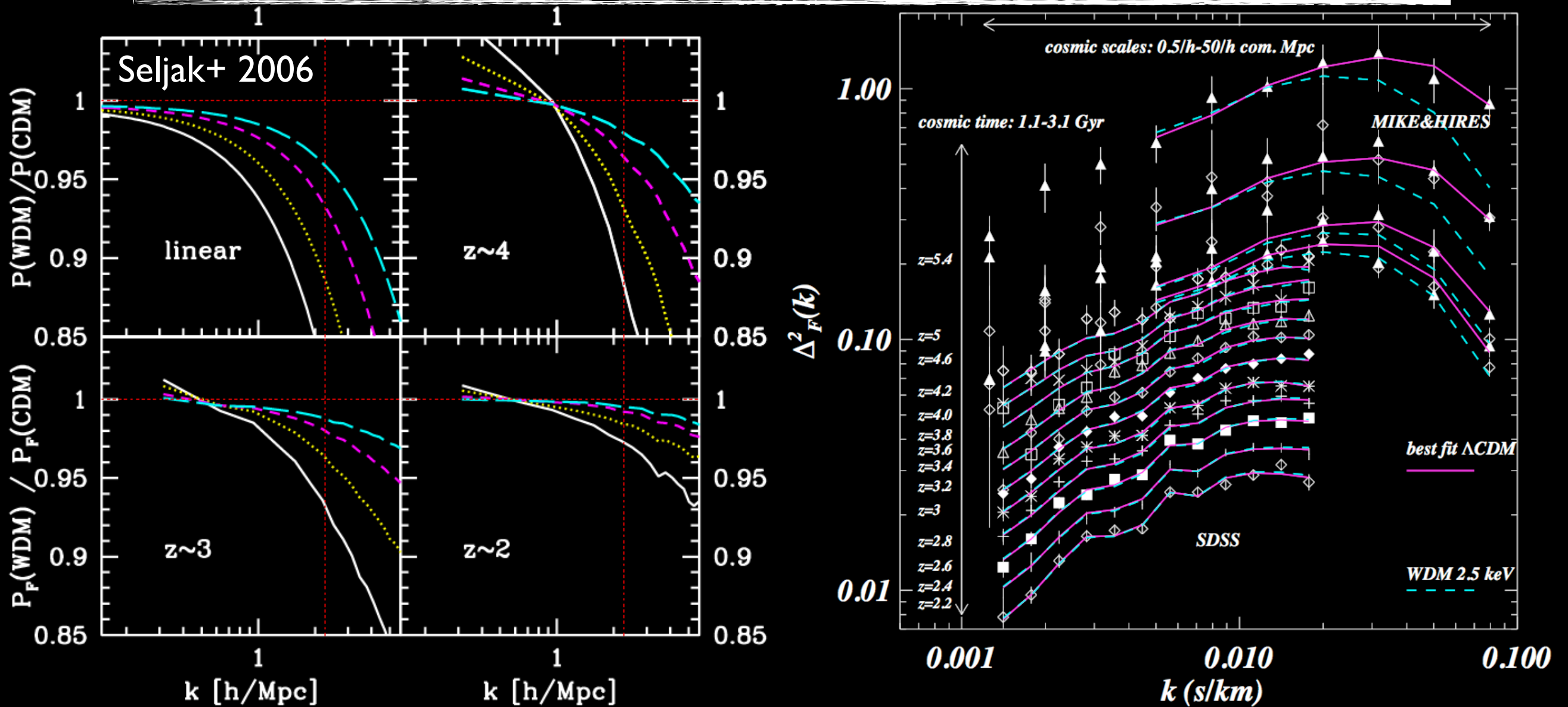
Lyman- α Forest Constraints on WDM



$m_s > 20 \text{ keV}$ Viel et al. 2013: Magellan MIKE + Keck HIRES

$\lambda_{FS} < 42 \text{ kpc}$ $M_{FS} < 3 \times 10^6 M_\odot$ (Abazajian & Koushiappas 2006)

Lyman- α Forest Constraints on WDM

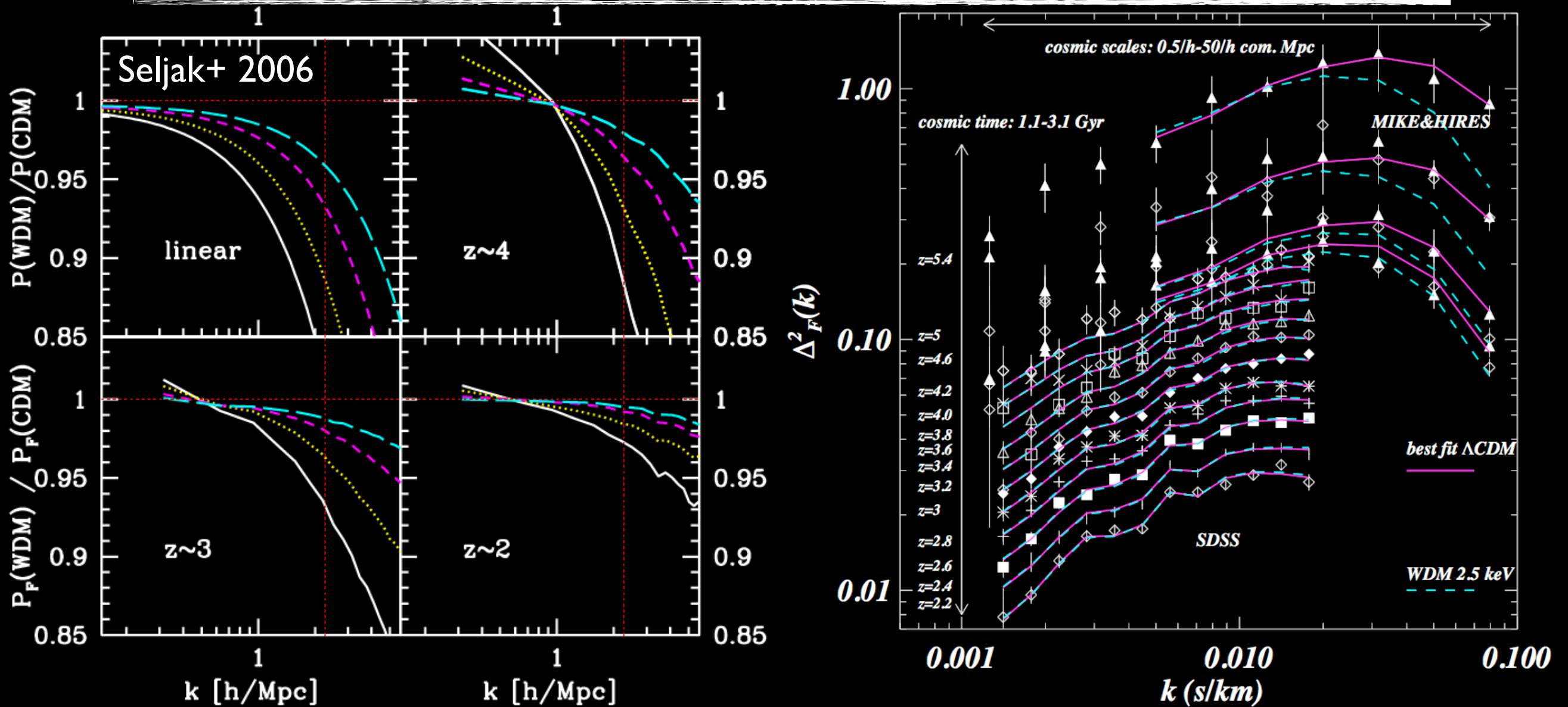


$m_s > 20$ keV Viel et al. 2013: Magellan MIKE + Keck HIRES

$\lambda_{FS} < 42$ kpc $M_{FS} < 3 \times 10^6 M_\odot$ (Abazajian & Koushiappas 2006)

$m_s > 8$ keV (99%CL) (SDSS $P_F(k)$ + VLT data; Boyarsky et al 2009)

Lyman- α Forest Constraints on WDM



$m_s > 20$ keV Viel et al. 2013: Magellan MIKE + Keck HIRES

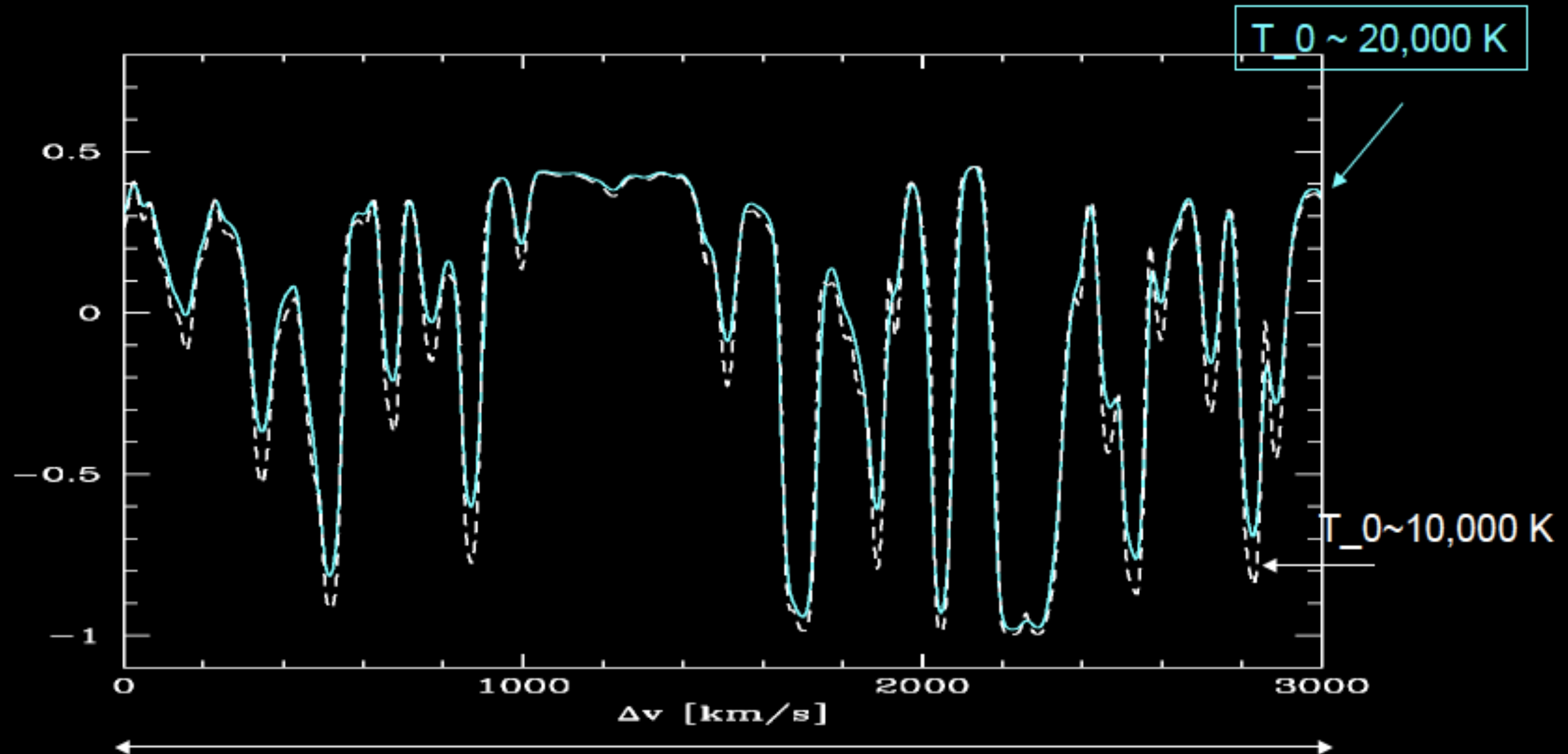
$\lambda_{FS} < 42$ kpc $M_{FS} < 3 \times 10^6 M_\odot$ (Abazajian & Koushiappas 2006)

$m_s > 8$ keV (99%CL) (SDSS $P_F(k)$ + VLT data; Boyarsky et al 2009)

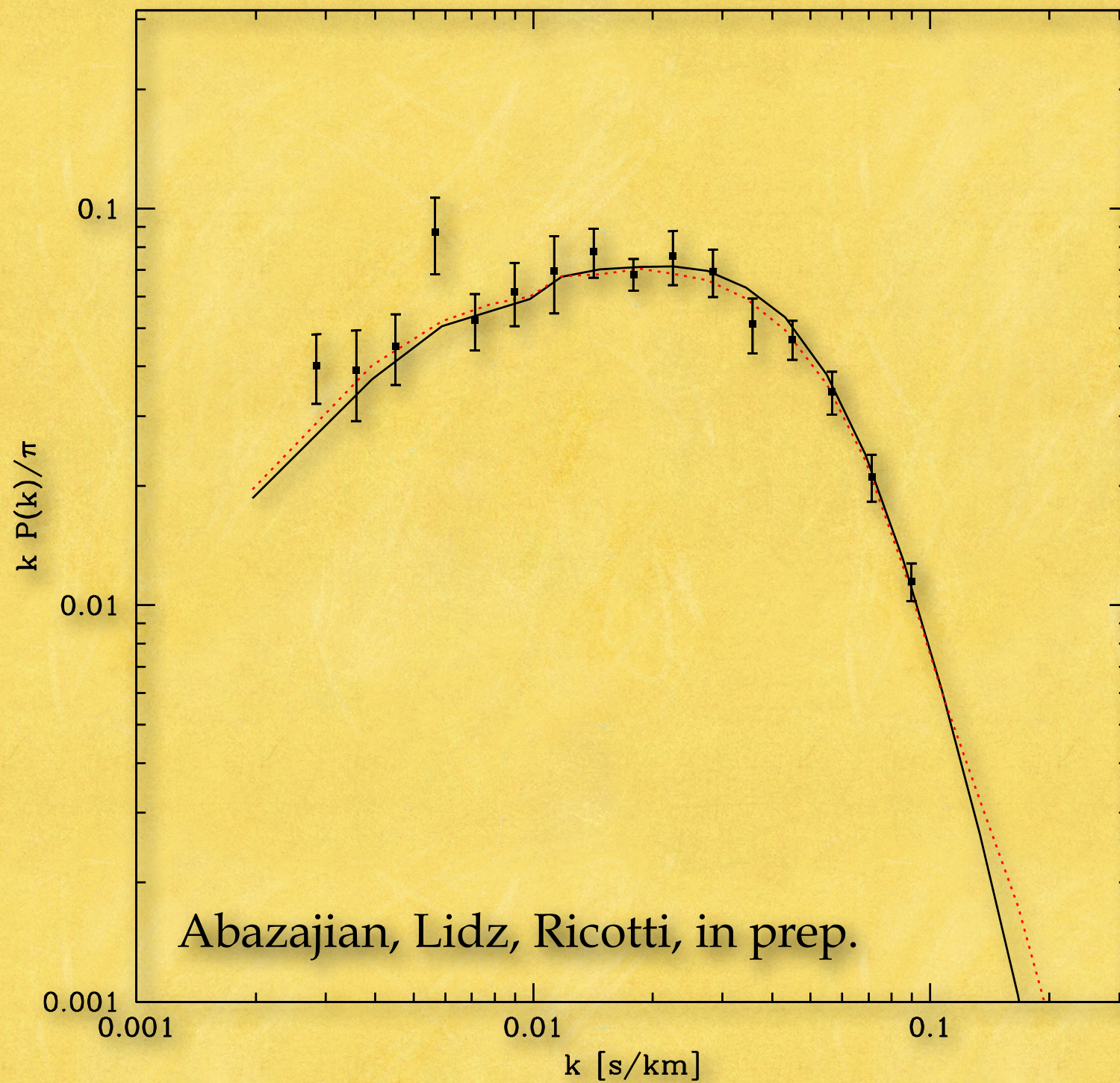
$m_s > 2$ keV (99%CL) "Cool DM"

T impacts structure of HI Ly-a Forest

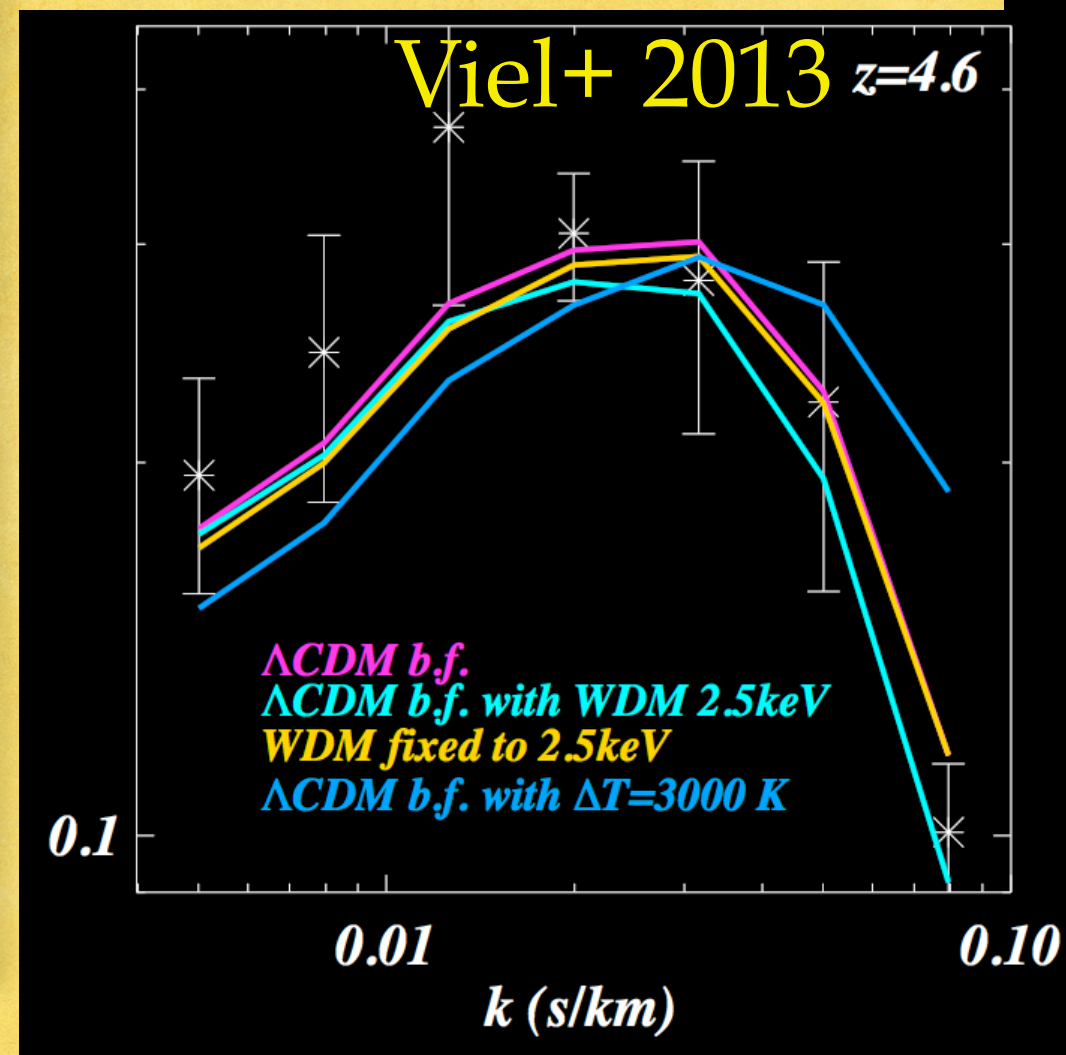
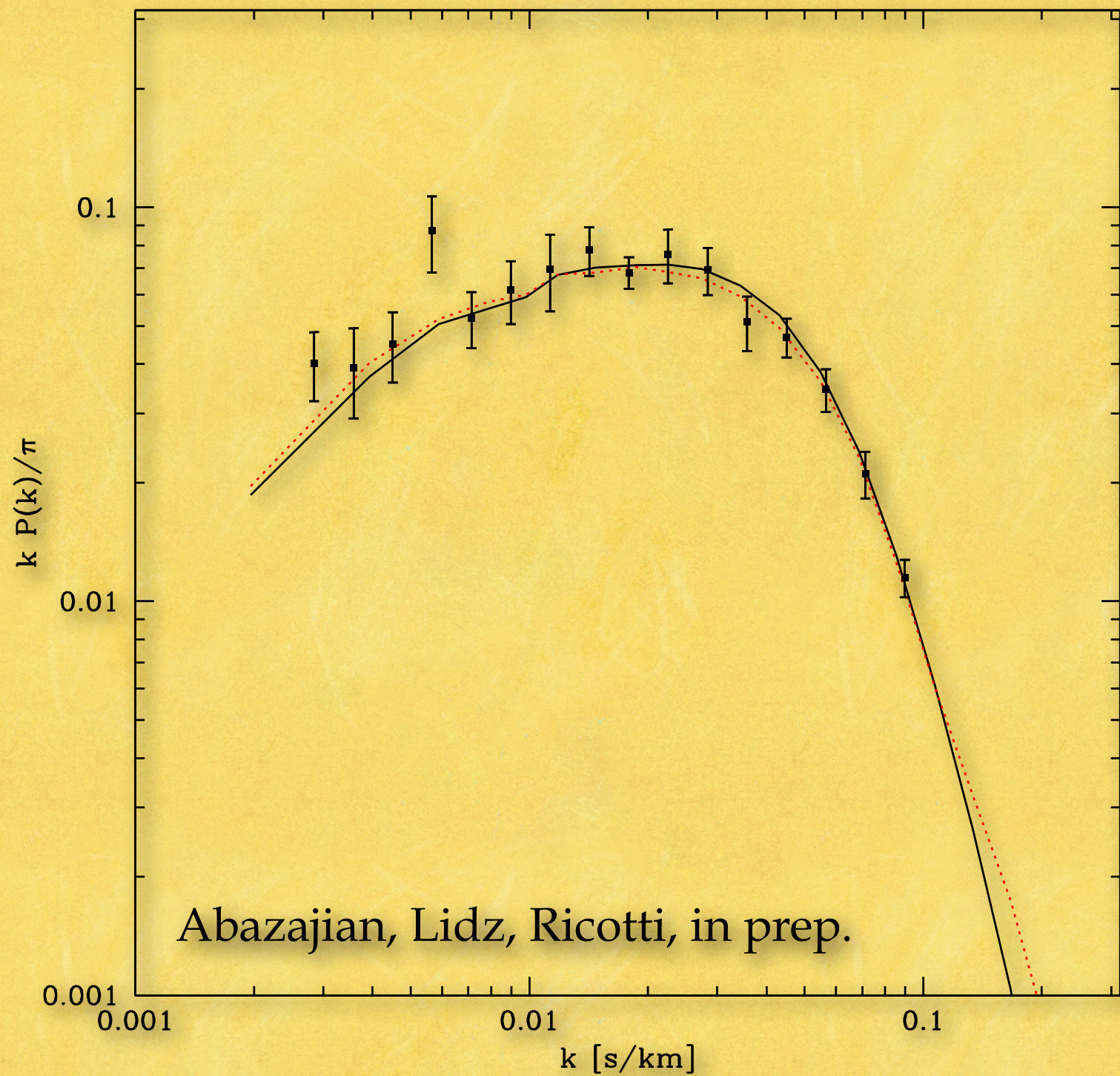
Doppler broadening and Jeans-smoothing....



T impacts structure of HI Ly-a Forest



T impacts structure of HI Ly-a Forest



The Lyman- α Forest: Powerful & Challenging

THE ASTROPHYSICAL JOURNAL, 812:30 (15pp), 2015 October 10

KULKARNI ET AL.

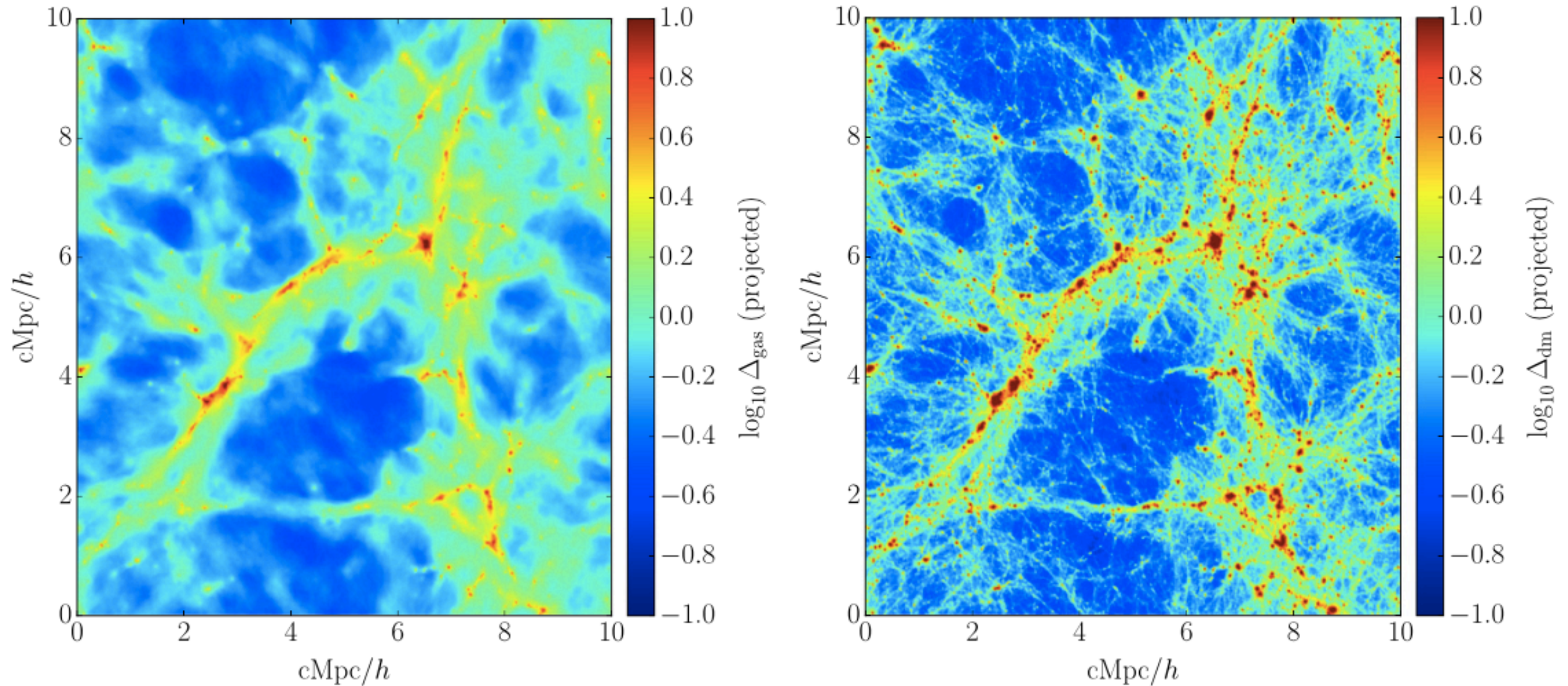
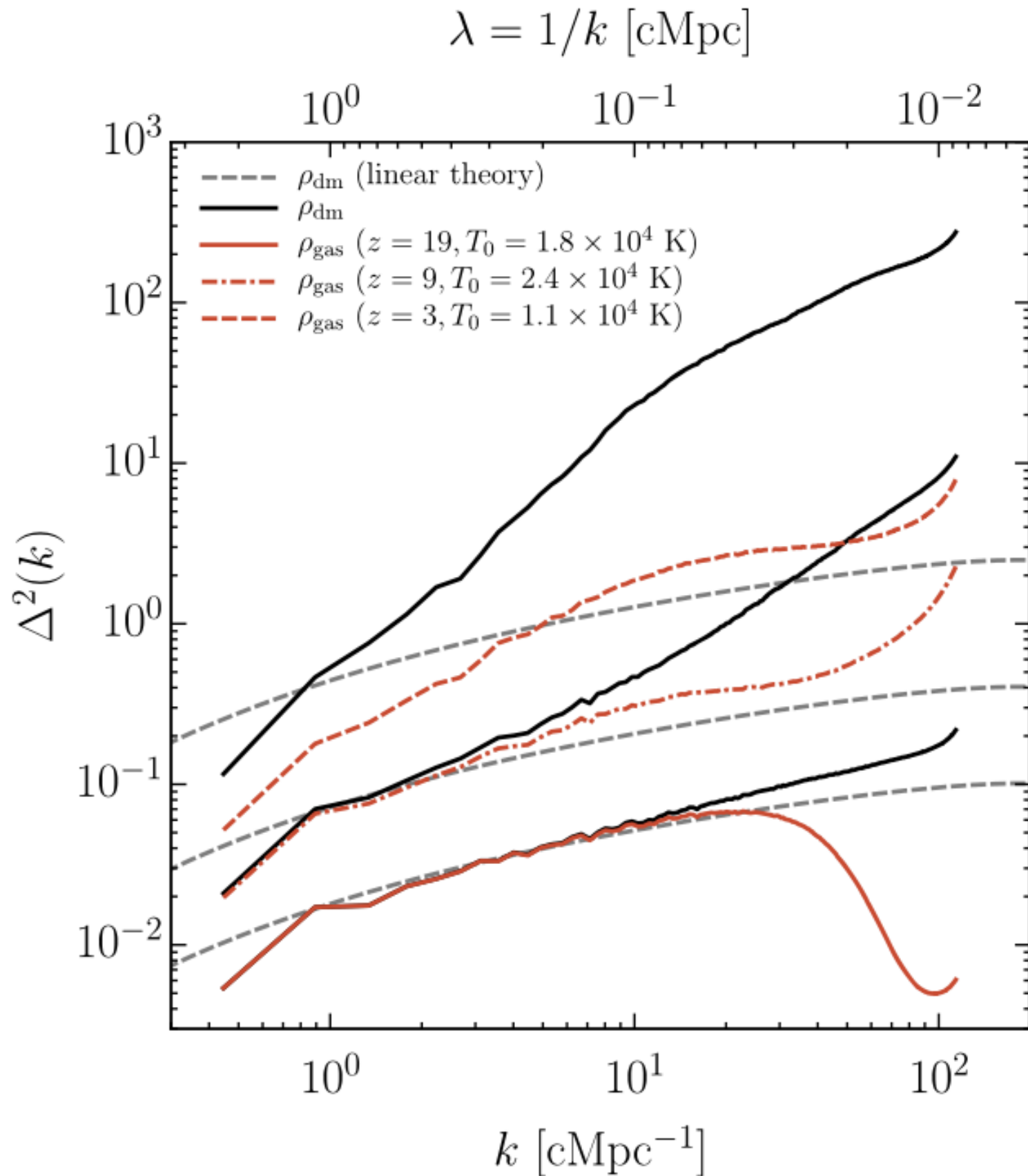


Figure 1. Projected density distributions of gas (left) and dark matter (right) at $z = 3$ in our fiducial simulation, showing pressure smoothing of gas relative to dark matter. The density at each point is an average for a column approximately 5 Mpc/ h long.

Kulkarni et al. arXiv:1504.00366:

First hydro resolution simulation of pressure free streaming scale at high z .

The Lyman- α Forest: Powerful & Challenging

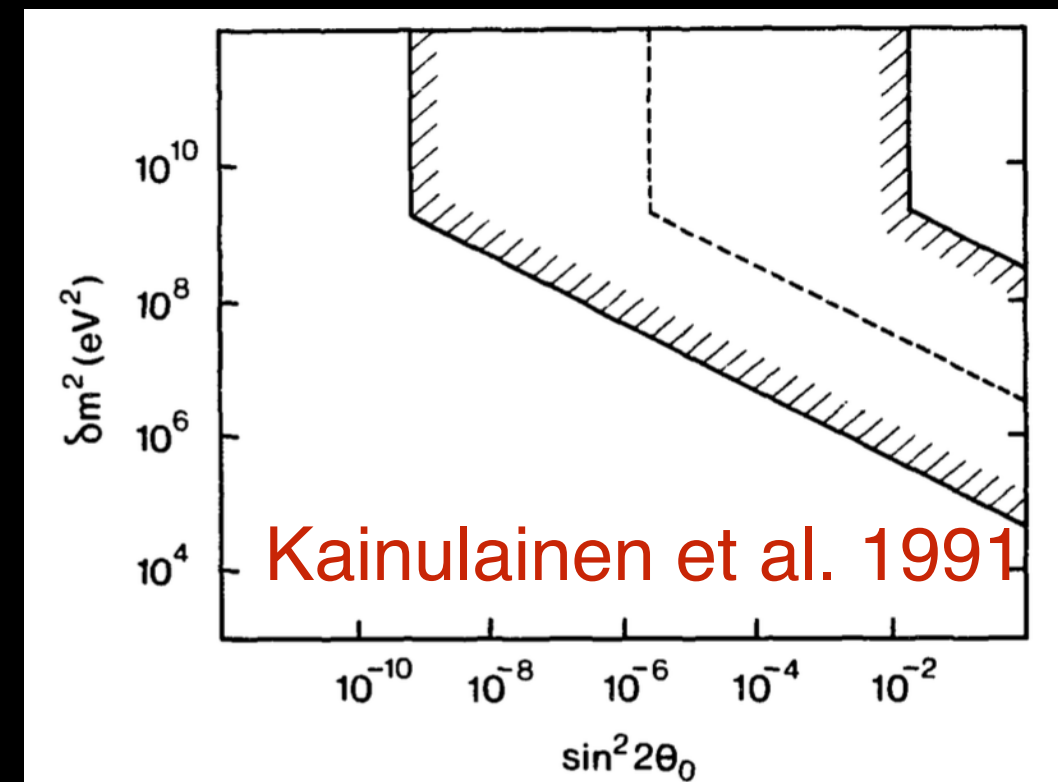
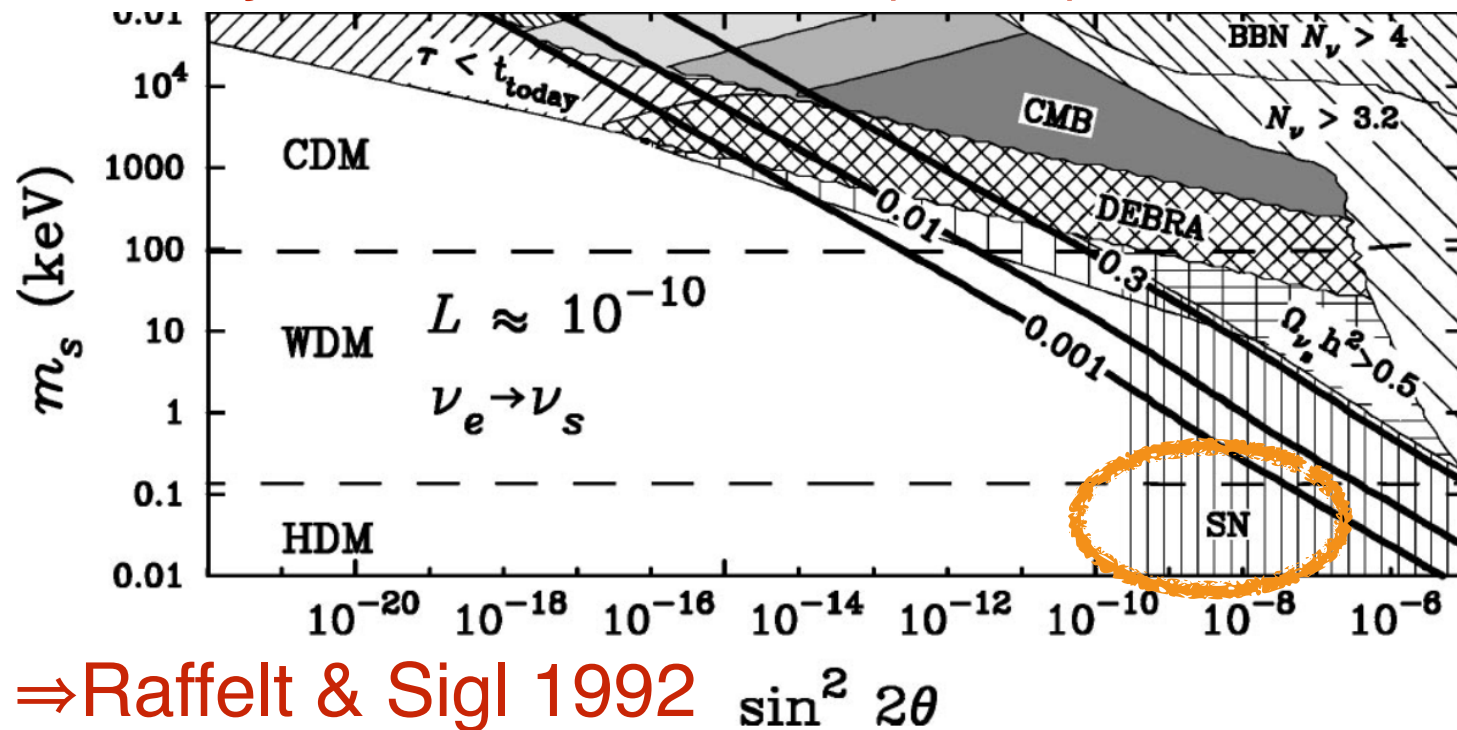


Kulkarni+: “The structure of the IGM in hydrodynamical simulations is very different from linear theory expectations at redshifts probed by the Ly α forest.”... “the temperature–density relation should be augmented with a third pressure smoothing scale parameter λ_F ”

Oñorbe et al.
arXiv:1703.08633:
use Ly α to probe
reionization (not DM)

Constraints from Energy Loss in Supernovae

Abazajian, Fuller & Patel (2001)



Hidaka & Fuller (2006): **Active-sterile conversion on collapse alters the electron fraction profile, temperature, etc.** Cases were found with double resonances, re-converting steriles produced deep into active neutrinos and below the neutrino sphere, so the steriles never even exit the core

Argüelles, Brdar & Kopp (2016) arrive at stronger limits from energy loss, but do not address issues raised in previous work, both during collapse and later in the core energy loss: degeneracy pressure, rapid timescale evolution of ρ , multiple resonances.