


The ATLAS Detector at the Large Hadron Collider

Isabel Trigger,
TRIUMF Senior Scientist,
University of Victoria Adjunct Prof.

McDonald Institute Summer Particle
(Astro)Physics Workshop

May 3, 2023



Large Hadron Collider – the biggest machine in the world

3

- Planning started in 1980s
 - First collisions 2009
 - Expected to run until >2035
- For Run 3:
 - $E_{\text{beam}} = 6.8 \text{ TeV}$ ($E_{\text{cm}} = 13.6 \text{ TeV}$)
- 120 billion protons/bunch
 - 2808 bunches / beam
 - 11245 circuits / second

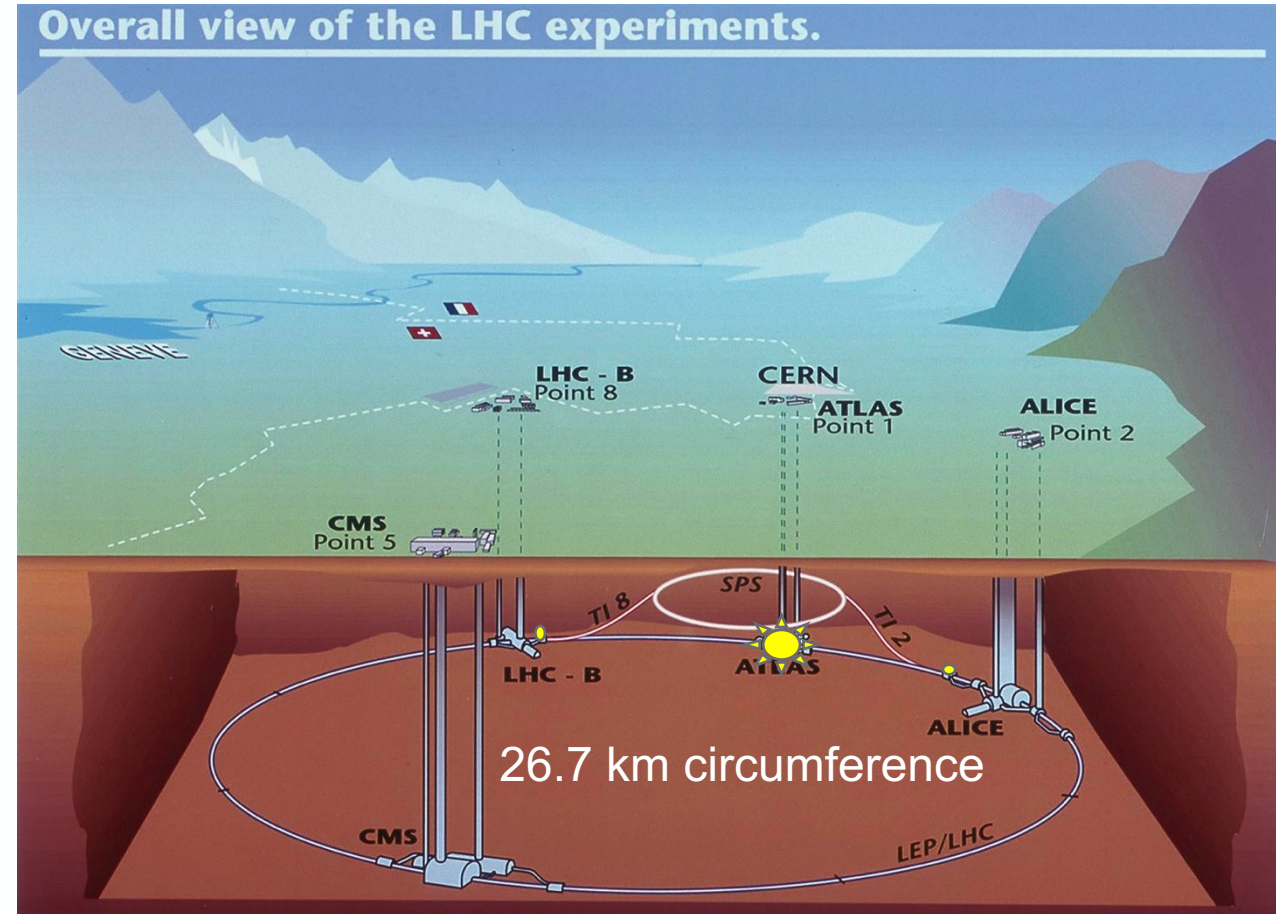
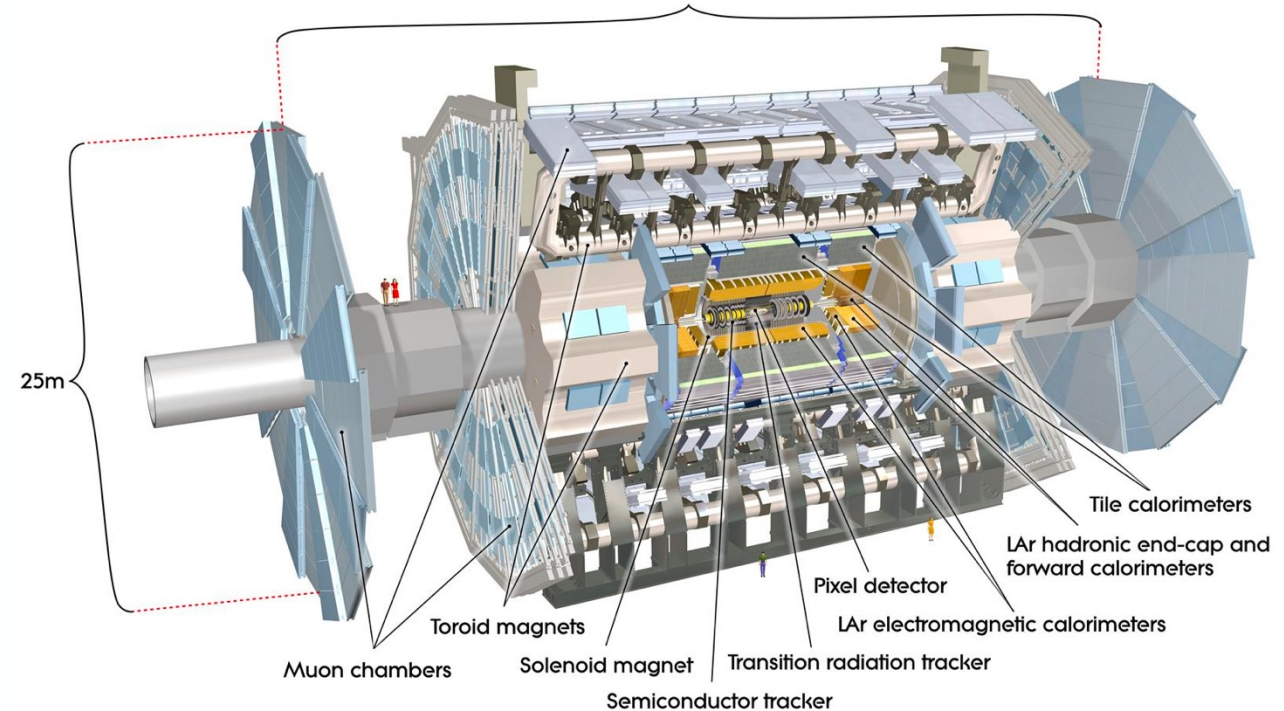
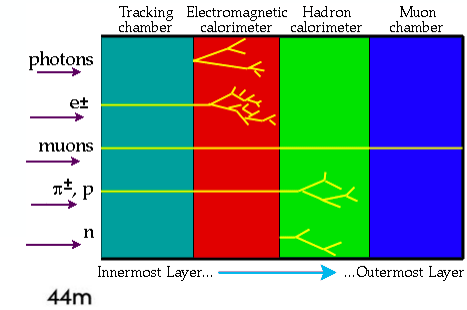


Image: CERN

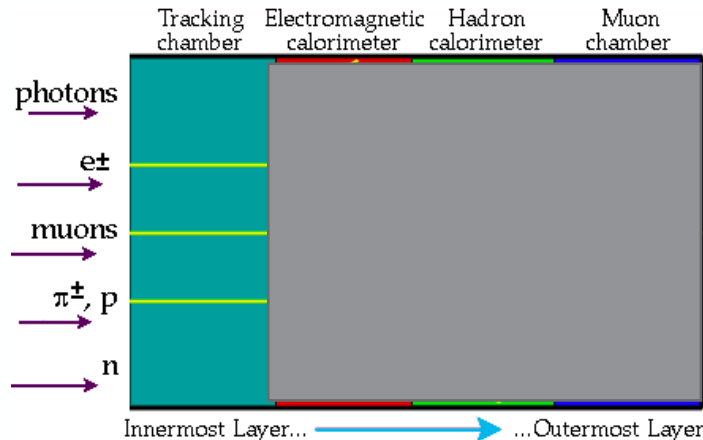

The ATLAS Detector – our eyes on the subatomic world

- Most massive new particles are unstable & decay before even leaving beam pipe:
 - NO HIGGS DETECTOR!
 - No top quark, Z or W detector
- We reconstruct *short-lived massive* particles from traces of their (relatively) *stable remnants*: **electrons, photons, muons, protons, pions**, so we need...
 - a **General-Purpose** detector!
- <http://atlas.cern/discover/detector>



Detecting charged particles – the Inner Detector (Tracker)

- **Charged particles ionize material**
 - Gas or silicon (tracker material is *low-density*)
 - Leave ionization track of stripped-off electrons
 - Electric field (HV wires in gas, bias on the Si itself for Si) makes charges drift toward readout electrodes
- **Charged particles bend in a magnetic field**
 - Tracker sits in strong solenoid magnet providing axial B-field, so ionization tracks curve in transverse plane
 - Bending *direction* depends on charge
 - Bending *radius* measures momentum
- ATLAS uses
 - silicon pixels and strips for high resolution near beamline
 - straw tubes (with transition radiation detection) farther out, to give many tracking points economically






2023-05-03

I.Trigger (TRIUMF)




Inner detector upgrades in Canada

- For HL-LHC need to replace entire inner tracker
- All-silicon, same size as old inner detector
 - no more straw tubes, better for high-rate environment
 - MANY more readout channels
- Building 1500 endcap strip modules in Canada



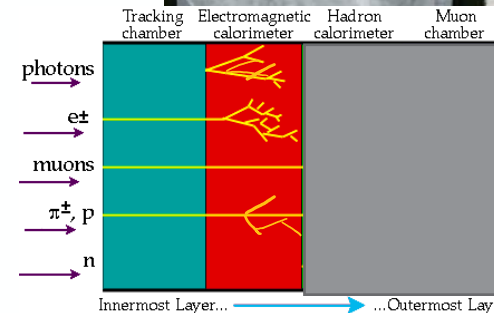
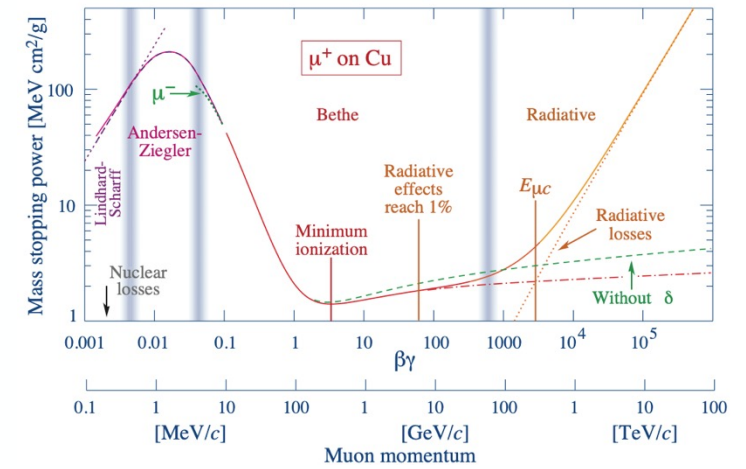
Measuring particle energy in Calorimeters

- Calorimeters measure (or sample) energy deposited as they **stop** particles
- Complementary to tracker momentum measurement for charged particles
- *Only* way to measure *neutral* particles
 - Neutron, π^0 , K^0 , photon...
- While trackers are light (non-destructive measurement), calorimeters are dense: goal is to **absorb all energy** of particle!
- ATLAS uses *sampling* calorimeters:
 - Interactions occur mainly in dense **absorber** layers (lead, copper, tungsten)
 - Energy deposits detected in thin **active** layers (either LAr ionization with copper readout pads, or plastic scintillator)




Electromagnetic Calorimeters

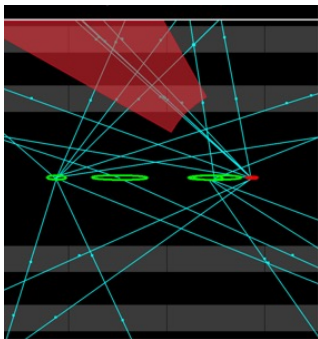
- Distinguishes e^\pm and γ from heavier electromagnetically interacting particles
 - Everything charged except e^\pm is minimum-ionizing at LHC energies
- Energy loss via *electromagnetic showers*
 - Radiated energy goes into pair production $\gamma \rightarrow e^+e^-$ & bremsstrahlung, cascading into increasingly low-energy e^+e^- pairs and photons until not enough energy left for pair-production
 - EM showers are compact, collimated
- *Better resolution* than tracking for high-energy electrons
- ATLAS uses lead / LAr accordion calorimeters in both barrel and endcaps; copper / LAr in forward region (around beampipe, outside Inner tracker)



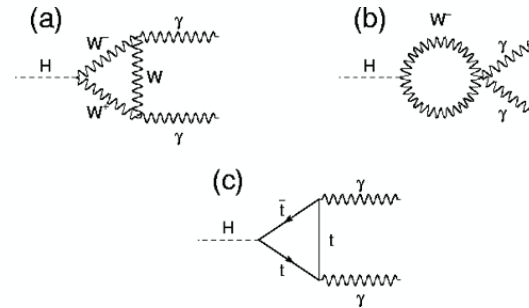
Measuring photons with the EM calorimeter



ATLAS-PHO-EVENTS-2014-010

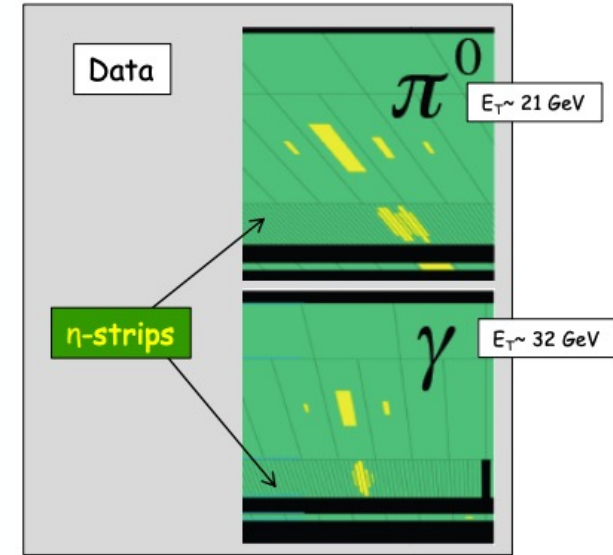


Longitudinal and lateral segmentation of calorimeter help identify vertex, measure angle, determine shower shape

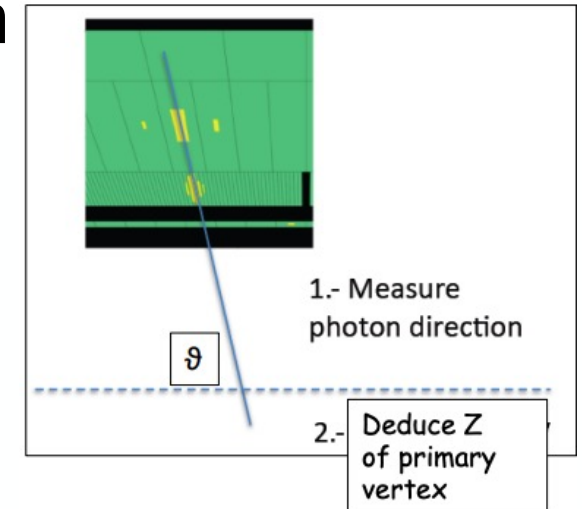


- Be sure they are *prompt* photons
 - Huge background from hard $\pi^0 \rightarrow \gamma\gamma$
- Find vertex of origin
- Measure γ energies & angle between them

$$m_H^2 = m_{\gamma\gamma}^2 = 2E_1E_2(1 - \cos\alpha)$$

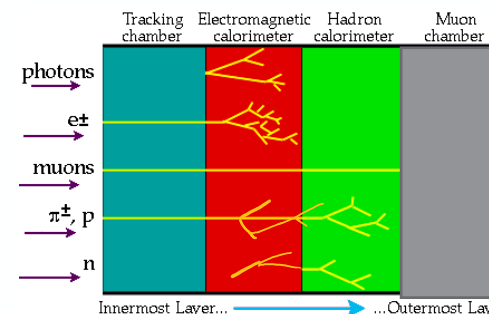


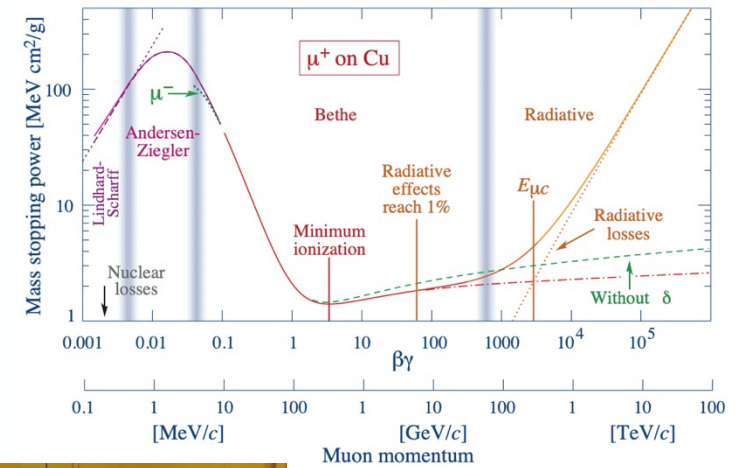


Why 1st layer of EM calorimeter is so finely segmented:



Hadron Calorimeters


- Heavier, minimum-ionizing particles
 - Very little EM shower development
 - Some are neutral, so no ionization
- But most of these mips are **hadrons**, made of **quarks**
 - Quarks have **strong** interactions with **nuclei** in detector material
 - Hadronic showers take longer to develop and are more sparse, irregular and spread out
 - *Many* processes, so less precise energy measurement:
 - Production of secondary hadrons
 - Nuclear excitation
 - Pion decays (then muon decays)
 - Neutral pions decaying via EM showers
- A prompt quark or gluon hadronizes immediately, forming a *jet* of hadrons
 - Typically hadronic showers are not isolated
- ATLAS hadron calorimeters:
 - iron / scintillating tiles in barrel;
 - copper / LAr in endcaps;
 - tungsten / LAr in forward



Building Liquid Argon Hadron Calorimeters in Canada

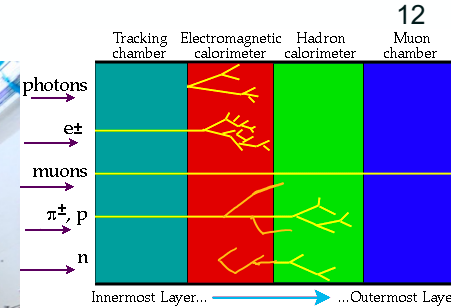

11

- TRIUMF project lead
- Copper plates machined at U.Alberta on TRIUMF horizontal milling machine
- Readout foils glued, pressed & die-cut at TRIUMF
- Foils, plates & spacers stacked at TRIUMF
- Cryogenic feedthroughs in Victoria
- Electronics in Alberta
- Forward calorimeters at Carleton and Toronto
- TRIUMF engineer designed integration tooling, supervised assembly at CERN
- TRIUMF & UVic built new electronics for trigger upgrade for Run 3, now installed
- Canadians also working on new electronics for readout upgrade for HL-LHC







Tracking Muons – particles that just don't stop

- Lifetime $\sim 2\mu\text{s}$: muon effectively stable in ATLAS (travel 100s of metres)
- Muon = electron? Not quite:
 - 200 times more massive – relativistic, but not *ultrarelativistic*: Minimum ionizing
 - Lose ~ 3 GeV on average in calorimeters from ionization
 - Lose $\sim 200^2$ X less energy than e by other radiative processes like bremsstrahlung
- Muon = pion? Big difference:
 - *No strong interactions...*
 - Muons emerge from calorimeters with nearly full energy
 - 2nd **BIG** tracking system outside calorimeter just for muons



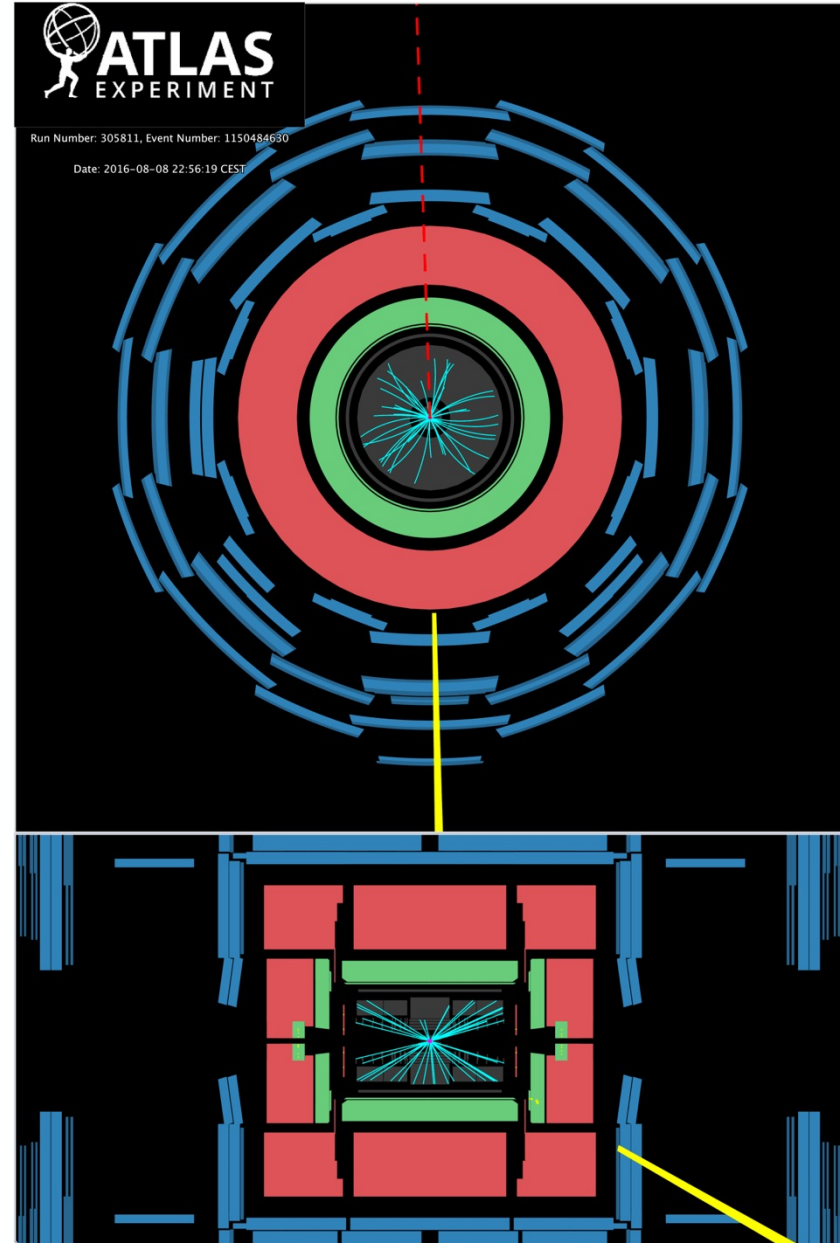
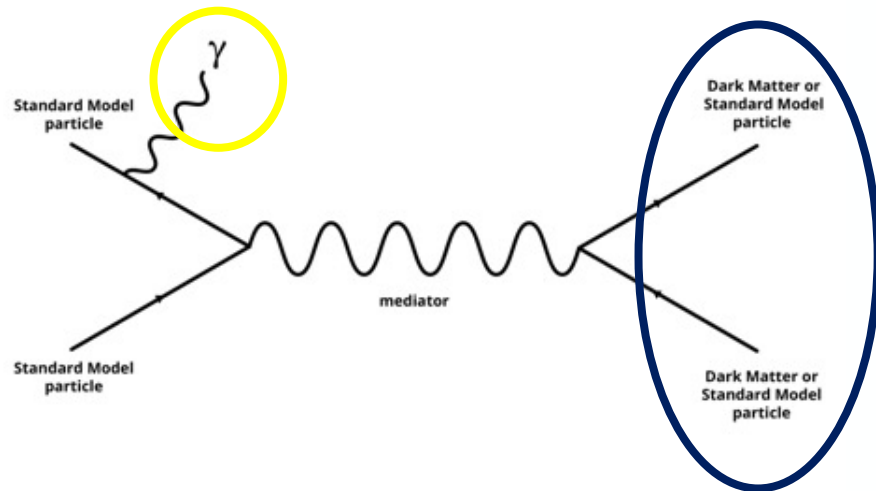
Muon system upgrades (my current day job)

- LHC is a work in progress
 - Collision rate (luminosity) keeps going up, in stages
 - Typically run for ~3-4 years, shutdown for 2 & upgrade LHC
 - Also upgrade ATLAS so it can keep up with the collision rate!
- Canada built 96 thin-gap chamber quadruplets (sTGC) for New “Small” Wheels for Muon system
 - Construction at TRIUMF / Carleton
 - Testing at McGill
 - Integration at CERN
 - Now installed & running
- Much faster than original
 - Allows track-matching in trigger
 - Needed to beat down “fake” muon background

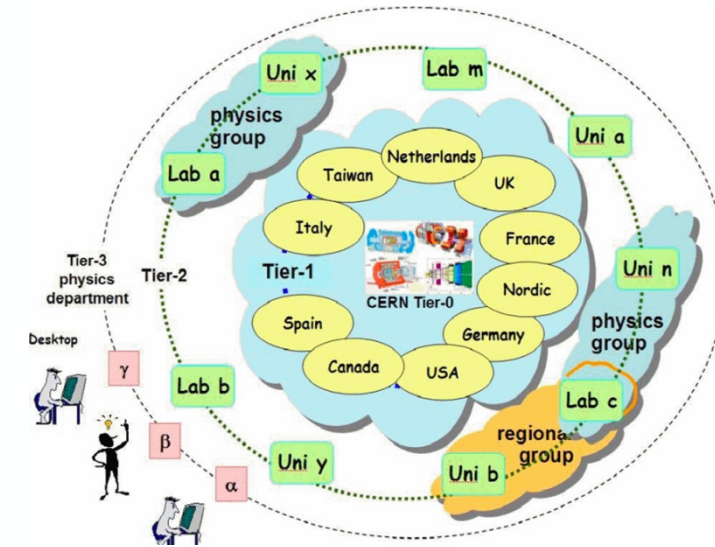
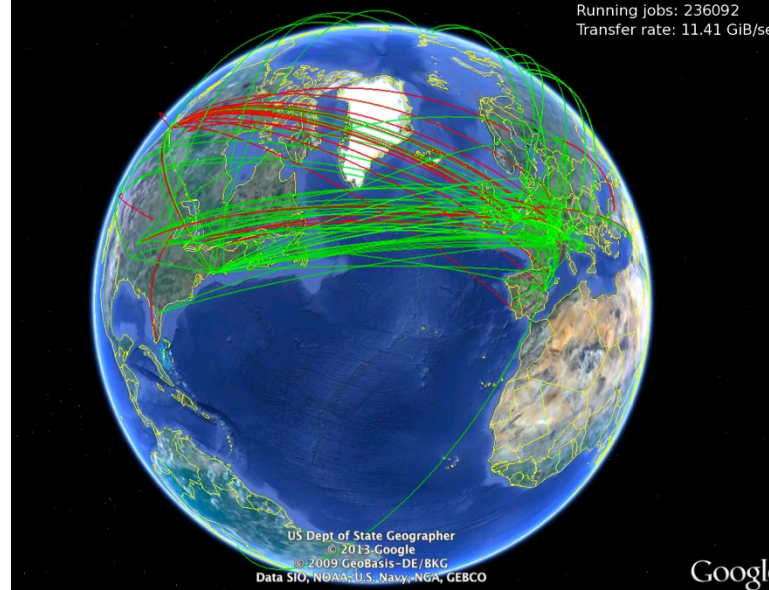



Finding “invisible” particles

- ATLAS cannot directly detect neutrinos or dark matter, but...
- Conservation of momentum → momentum transverse to beam sums to zero
- Detector cannot have any cracks or holes in it...
- Invisible particle(s) must recoil off something you *can* see!

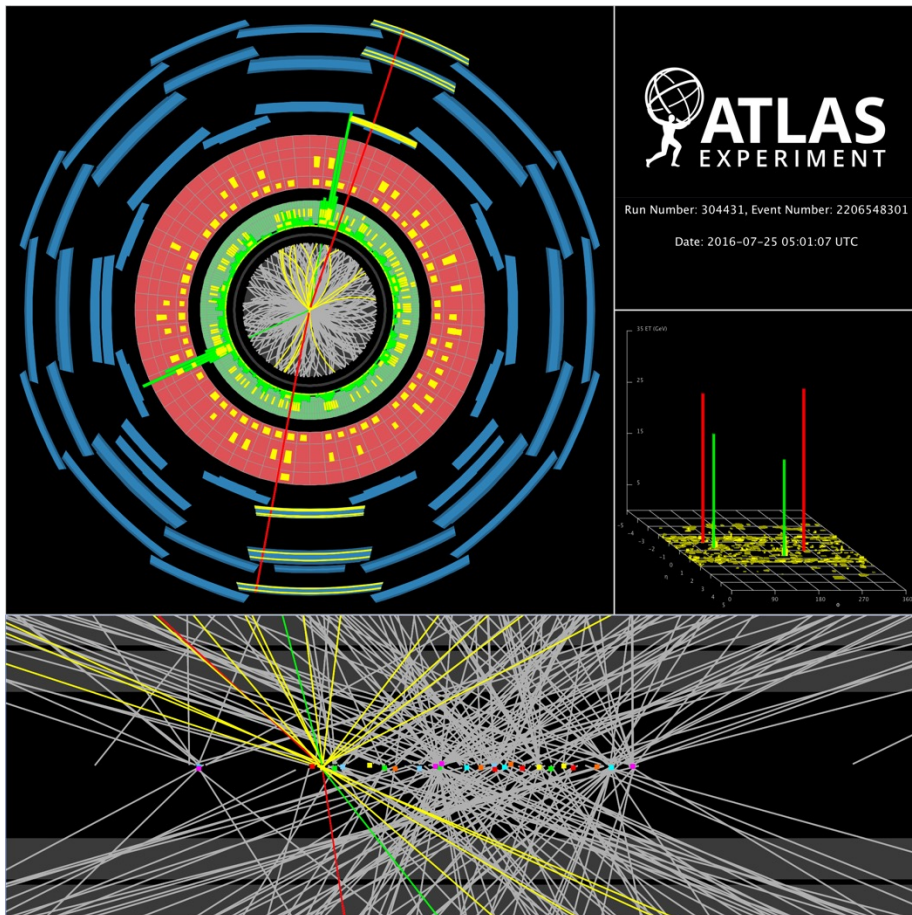
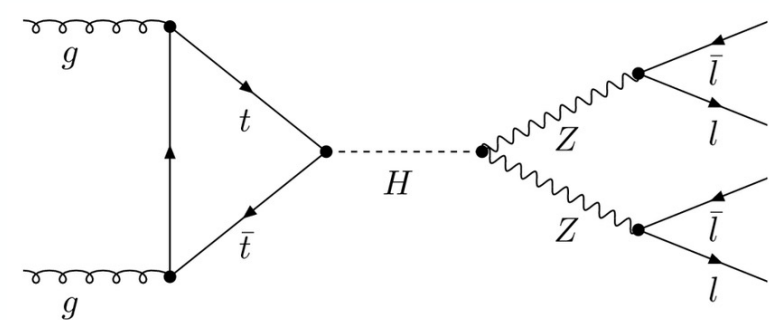


Computing

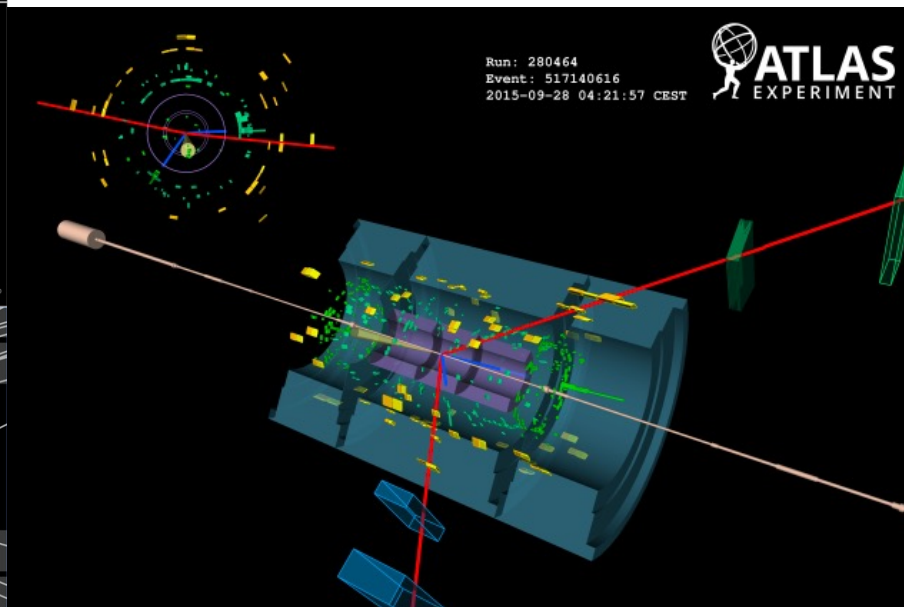


- 40 million colliding bunches / s
 - 10-60 pp collisions / bunch-Xing
- Trigger can keep ~1000 events / s
 - Never see the rest, ever again
- LHC experiments use over 450 PB of disk
 - (at CERN, Tier-1 and Tier-2 centres)
- and over 700 PB of tape storage
 - (at CERN and Tier-1 centres)
- 10% of ATLAS Raw Data are stored at TRIUMF Tier 1 Centre (now located at SFU)

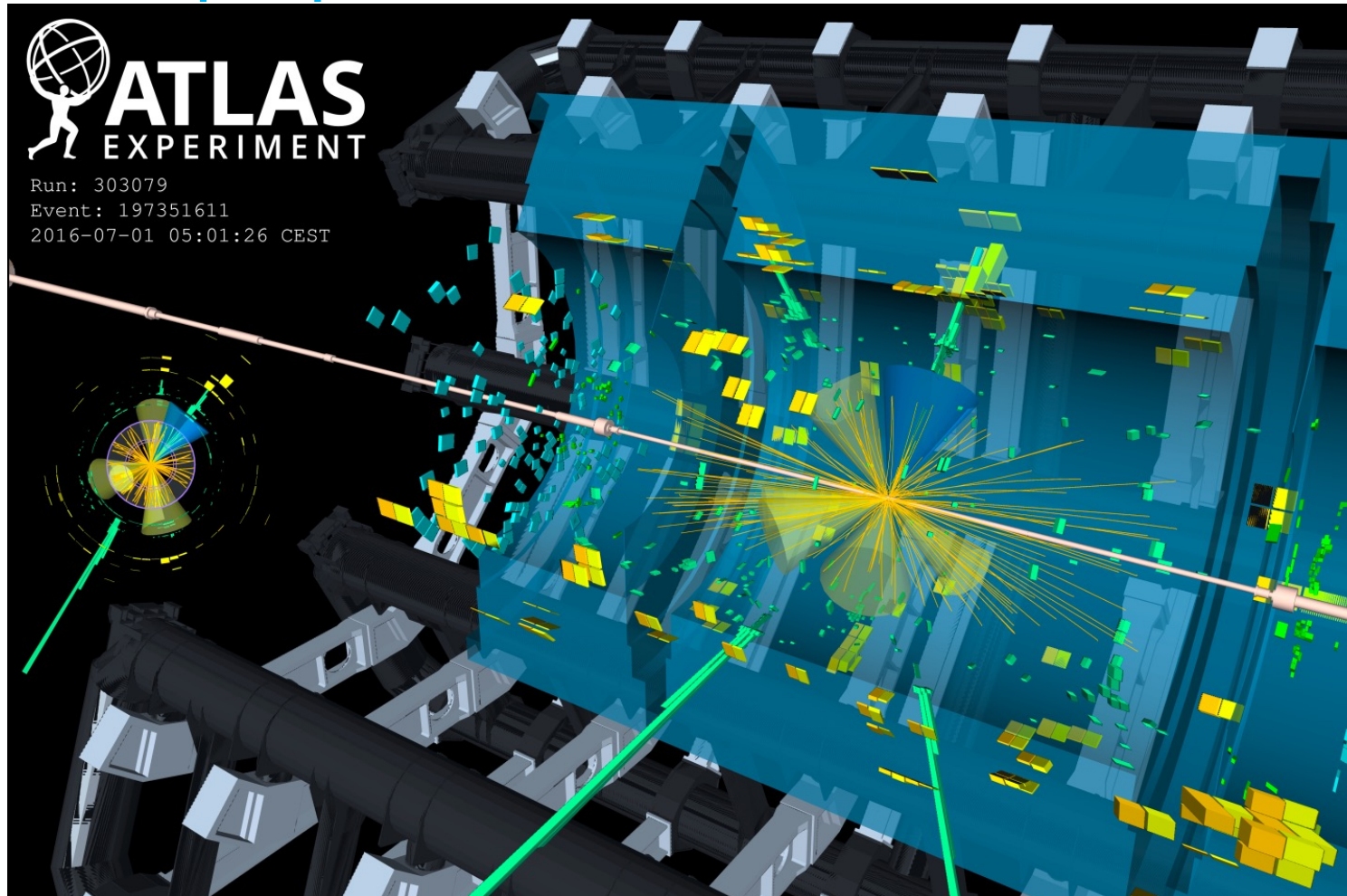
Close-up on “super-clean” $H \rightarrow e^+e^-\mu^+\mu^-$



- Calorimeter and inner tracker for electrons
 - Calibration
- Muon spectrometer, tracker for muons
 - Alignment, alignment, alignment

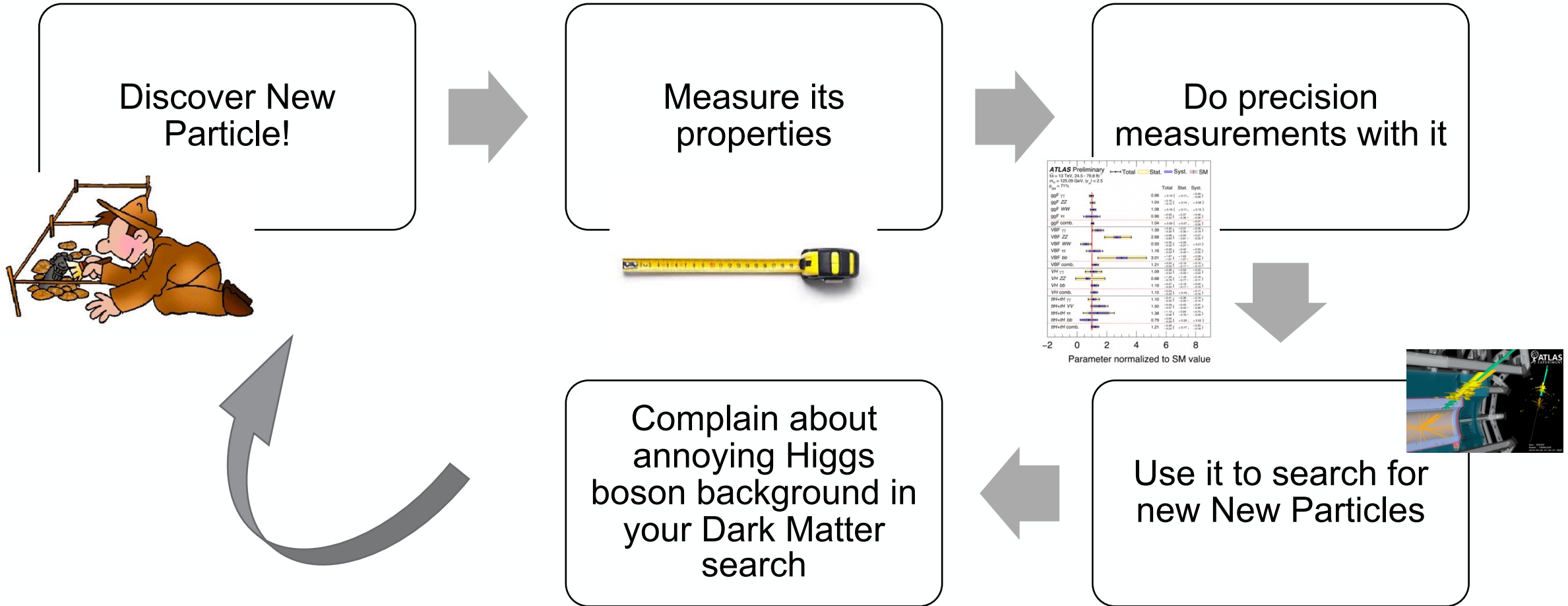


ttH – the all-you-can-eat smorgasbord event for an omnipurpose detector



- Higgs decays to two photons in this example
 - EM calorimeter
- Both tops decay to W+b
 - W decay to 2 “light” quarks
 - (but can also decay to lepton plus neutrino)
- All quarks (except t) hadronize to form jets
 - Tracker, EM & hadron calorimeters
- Bottom quark jets contain b-hadron that decays in flight with displaced vertex
 - Silicon pixel vertex tracker

So, what do we do with all these particles?



Every ATLAS analysis is the work of a collaboration

- Behind every ATLAS (or CMS) results plot is a list of ~2900 authors
 - Designing & building detector,
 - Keeping it working,
 - Calibrating it,
 - Reconstructing data,
 - Writing software,
 - Maintaining worldwide computing grid...
 - These tasks are all crucial – and mostly a lot of fun!
- ATLAS (or any detector) will never directly detect Higgs bosons, top quarks, etc.:
 - we detect charge & energy deposits from stable decay products
- Higgs is just one of many particles LHC is uniquely able to study
 - We also have far more top & W than anywhere has ever produced before
- ATLAS story is still just beginning:
 - we have run for ~1/3 of our projected lifetime and collected ~5% of our ultimate dataset
- Discovery is a continuous process; still good chance to find more new particles