

Summer Particle Astrophysics Workshop 2023

# Astroparticle Physics Overview

Ana Sofia Inácio

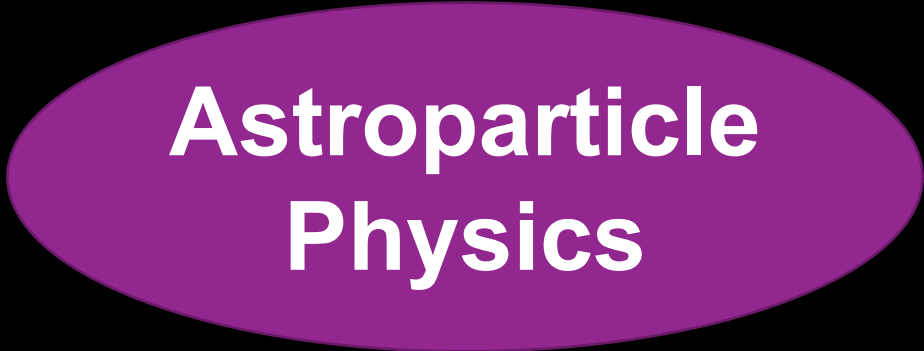
University of Oxford, UK

**What is**

**Astroparticle  
Physics**

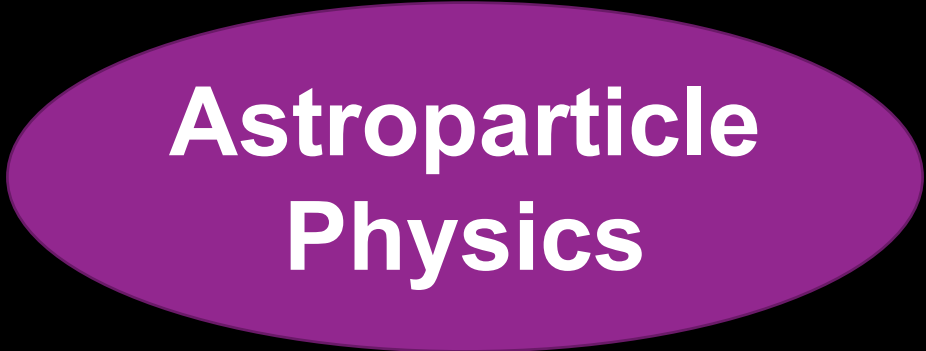
**?**

**Understand the nature, structure and dynamics of our Universe through the radiation/particles collected at Earth**




**Astroparticle  
Physics**

**Understand the nature, structure and dynamics of our Universe through the radiation/particles collected at Earth**

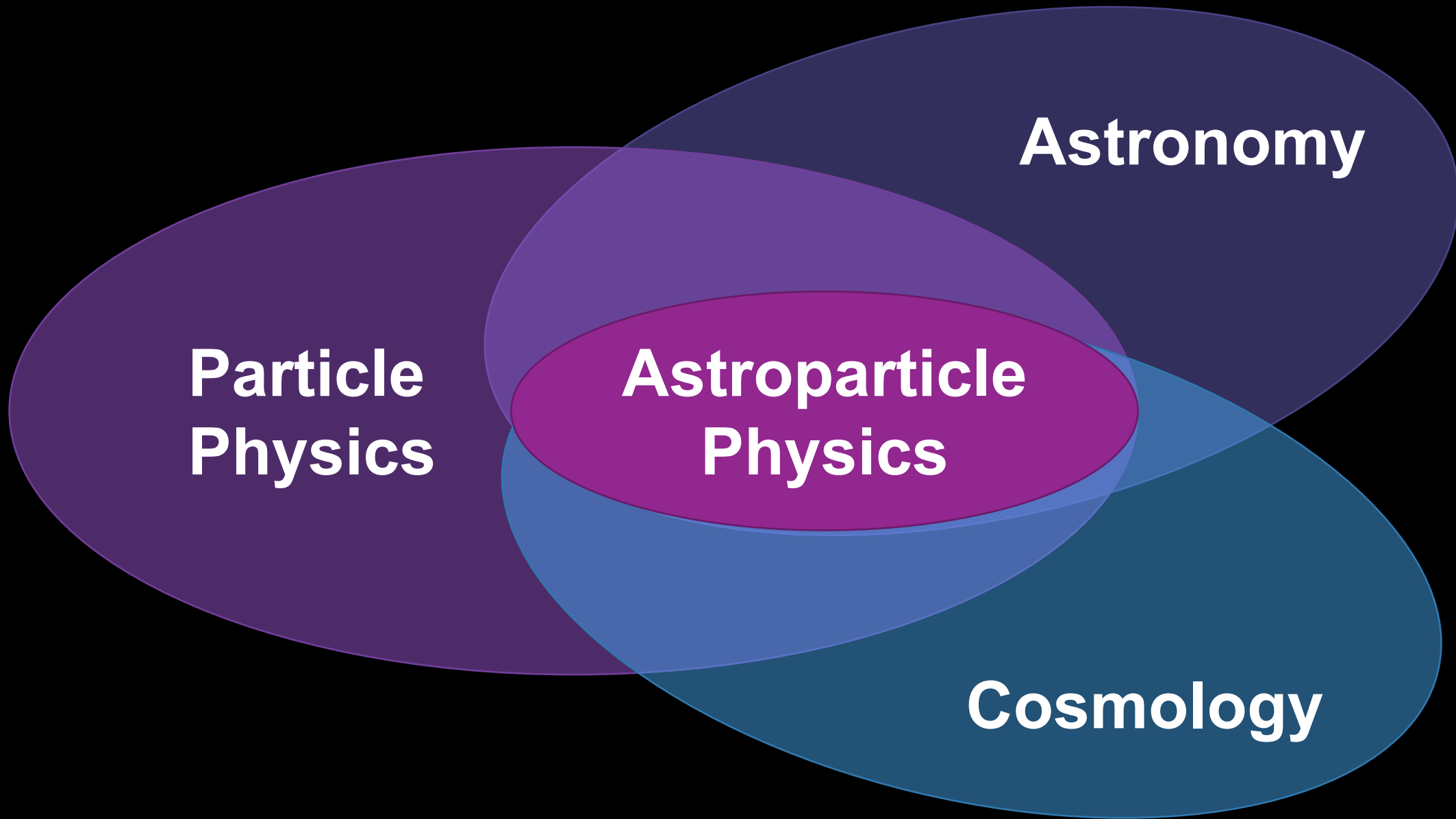


**Astroparticle  
Physics**

**+ using the free particles that the Universe gives us to understand more about their fundamental properties**



WHEN ~~LIFE~~ GIVES YOU ~~LEMONS~~  
*the Universe* *particles*

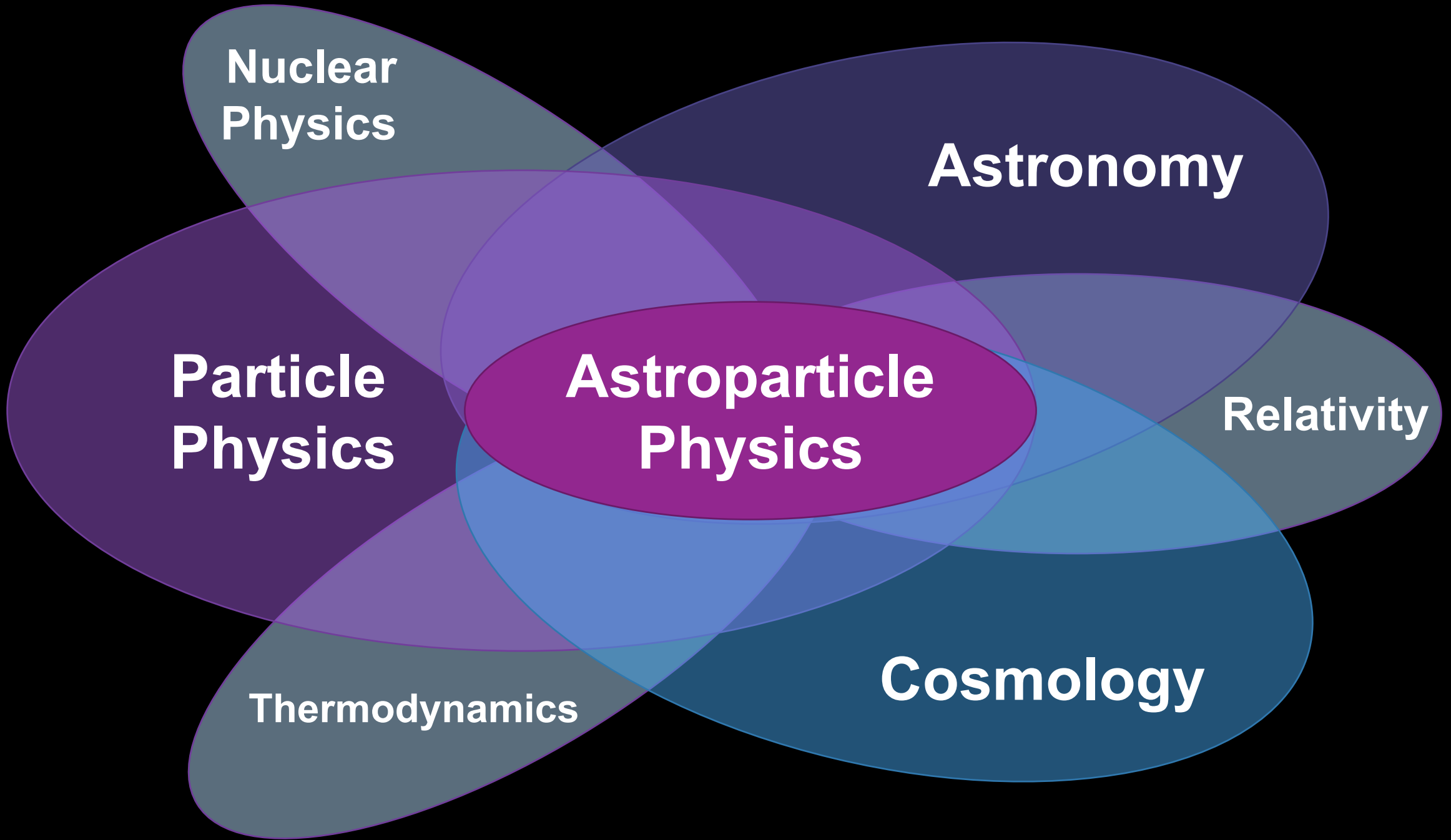


**Particle  
Physics**

**Astroparticle  
Physics**

**Astronomy**

**Cosmology**



**Why**

**Astroparticle  
Physics**


**?**



**We have a lot of questions**

# We have a lot of questions

- What is the Universe made of?

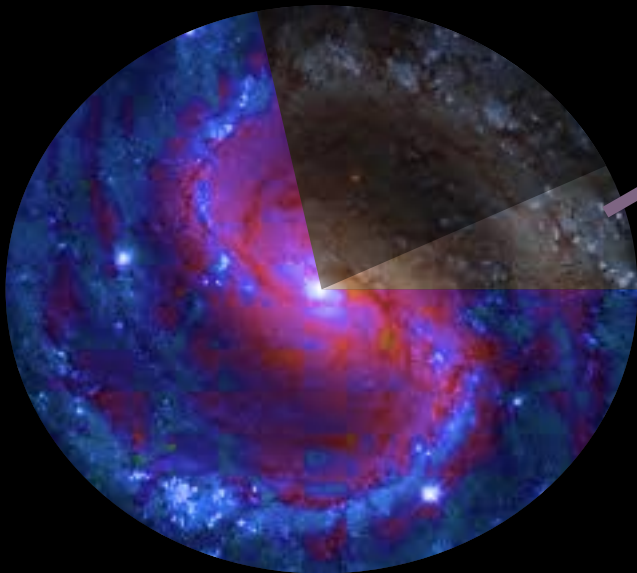


# We have a lot of questions

- What is the Universe made of?

## What is Dark Matter?

23% Dark Matter



73% Dark Energy

Only 4% of the Universe is made of ordinary matter!

*What is it made of?*

*Is it a new particle? Several new particles?  
... or something else?*

*How do we look for it?*



**COSINUS  
Darkside**

**You will hear more about it on Friday!**

# We have a lot of questions

- What is the Universe made of?



Only 4% of the Universe is made of ordinary matter!


But just because we see it, does not mean that we know everything about it.

# We have a lot of questions

- What is the Universe made of?
- What is dark matter?
- How can we explore and understand the extremes of the Universe?
- Are the particles described by the standard model fundamental, and how do they interact?
- What is mass – how do particles get heavy?
- Where does gravity fit into the standard model?
- What are the properties of neutrinos and what is their role in cosmic evolution?
- What is the origin of cosmic rays?
- Why is there an imbalance between the existence of antimatter and matter?
- How can high energy particles and gravitational waves tell us about the extreme universe?


**How do we find answers  
for these questions?**

## Accelerator Experiments




- Controlled environment:
  - Beam, backgrounds...

## Astroparticle Experiments




- Access energy, space and time scales unattainable on Earth

## Accelerator Experiments



- Controlled environment:
  - Beam, backgrounds...

## Astroparticle Experiments



**We can do experimental particle physics with the most powerful accelerators of the Universe, testing physics far beyond the Earth laboratories capabilities.**



# Astroparticles


Neutrinos



Gamma Rays



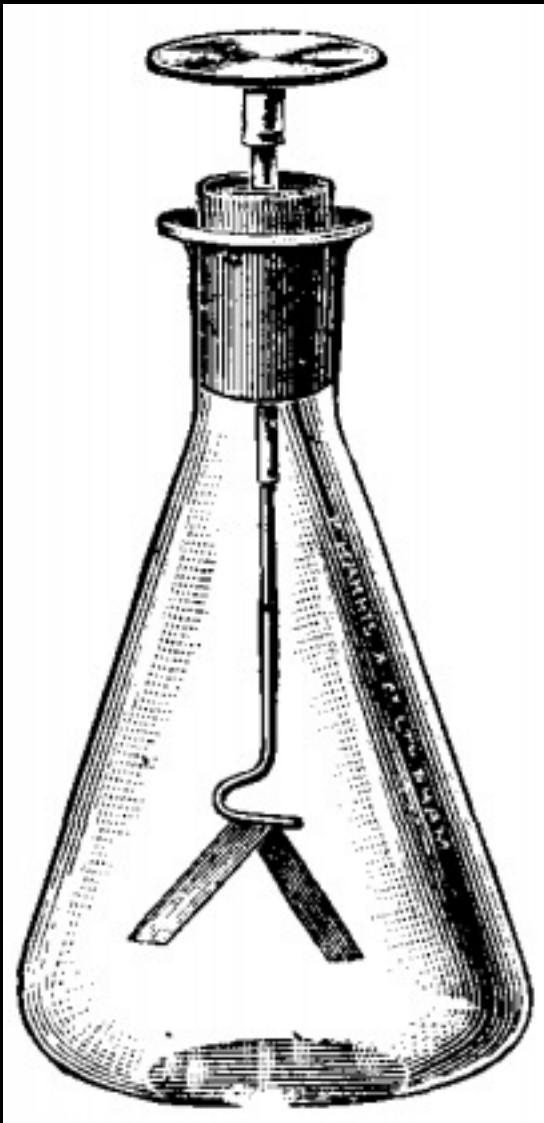
Cosmic rays



Photons are just  
boneless  
particles



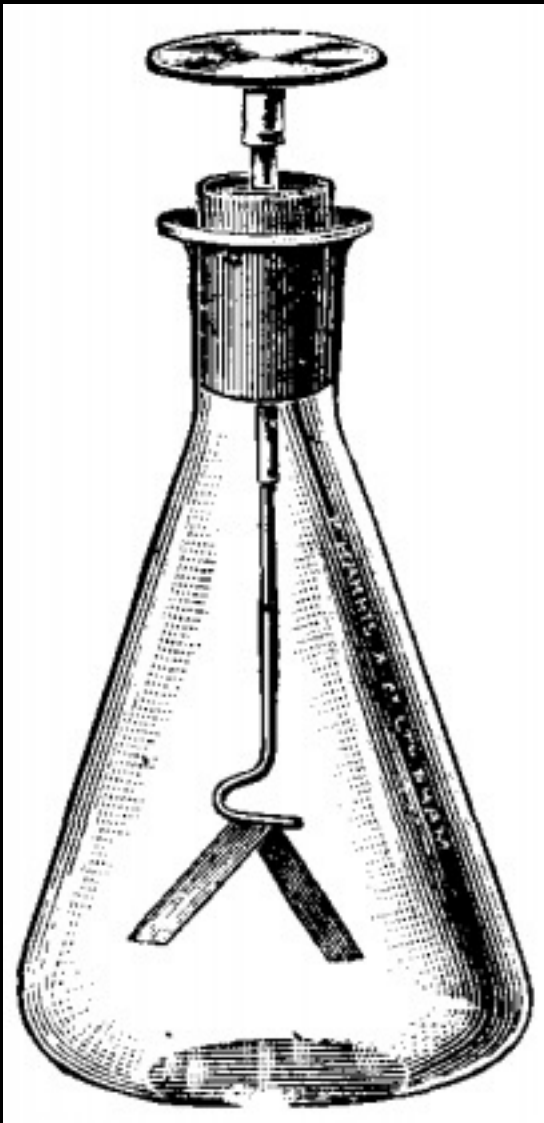
**How did it start?**




**This is an electrostatic demonstrator**

You can use it to measure electric charges.

You can build one at home: <https://youtu.be/2PmWIPjV6n0>



**This is an electroscope**

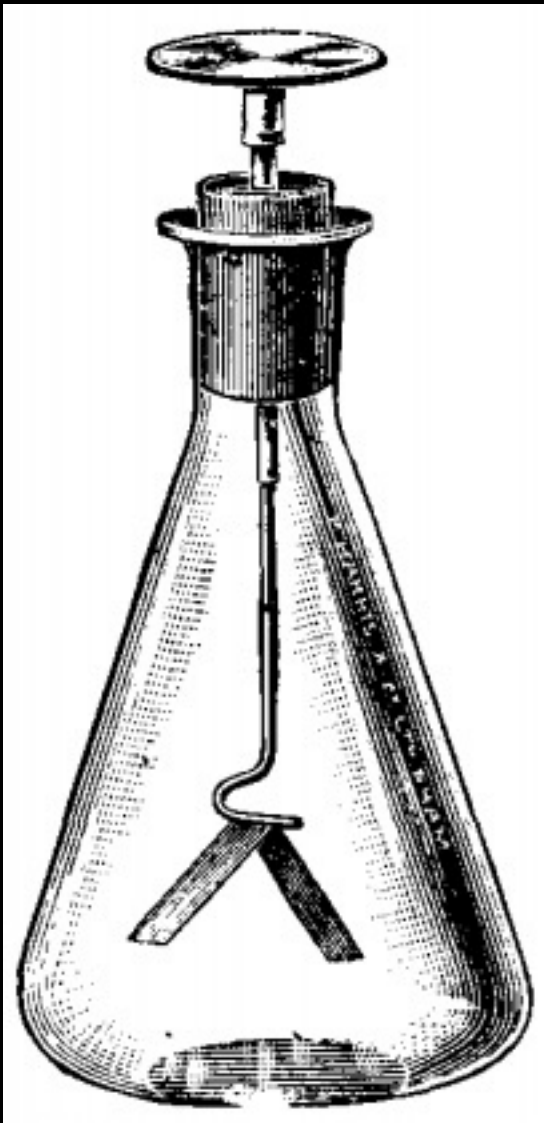


### **Charging**

- Charged object touches the conductor
- Electric charge is induced to the leaves
- Leaves repel each other and separate

### **Discharging**

- Ionization in air neutralizes the electroscope
- Leaves go back to uncharged position



## This is an electroscopes

*During the 19<sup>th</sup> century, scientists observed spontaneous discharge of the electroscopes, likely due to the ionization of the atmosphere. But what was the cause of this ionization?*


**Their hypothesis:** the Earth's crust has to be the source of the ionization levels that we measure in the atmosphere.

**Testing the hypothesis:** lowered electroscopes into lakes and oceans, carried them up mountains and took them to even greater heights in open baskets underneath hydrogen-filled balloons.

**Results:** conflicting, with some showing a decrease in ionization with altitude, others an increase.

# The Discovery of Cosmic Rays

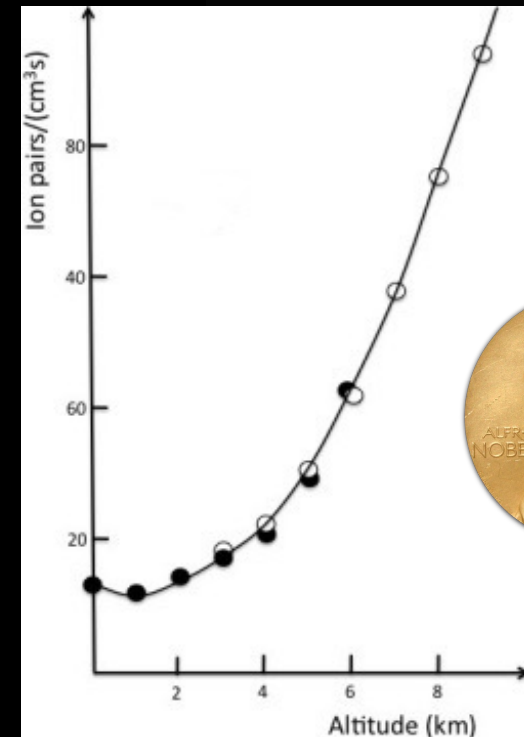
- Victor Hess, 1912
  - He went up and down in the atmosphere in a balloon, measuring the radiation with an electroscopes.
  - Measurements up to 5.3km, from 1911-12.



# The Discovery of Cosmic Rays

- Victor Hess, 1912
  - He went up and down in the atmosphere in a balloon, measuring the radiation with an electroscop.
  - Measurements up to 5.3km, from 1911-12.
- The level of radiation decreased up to an altitude of about 1 km, but above that the level increased considerably, with the radiation detected at 5 km being about twice that at sea level.

**Conclusion:** there was radiation penetrating the atmosphere from outer space.



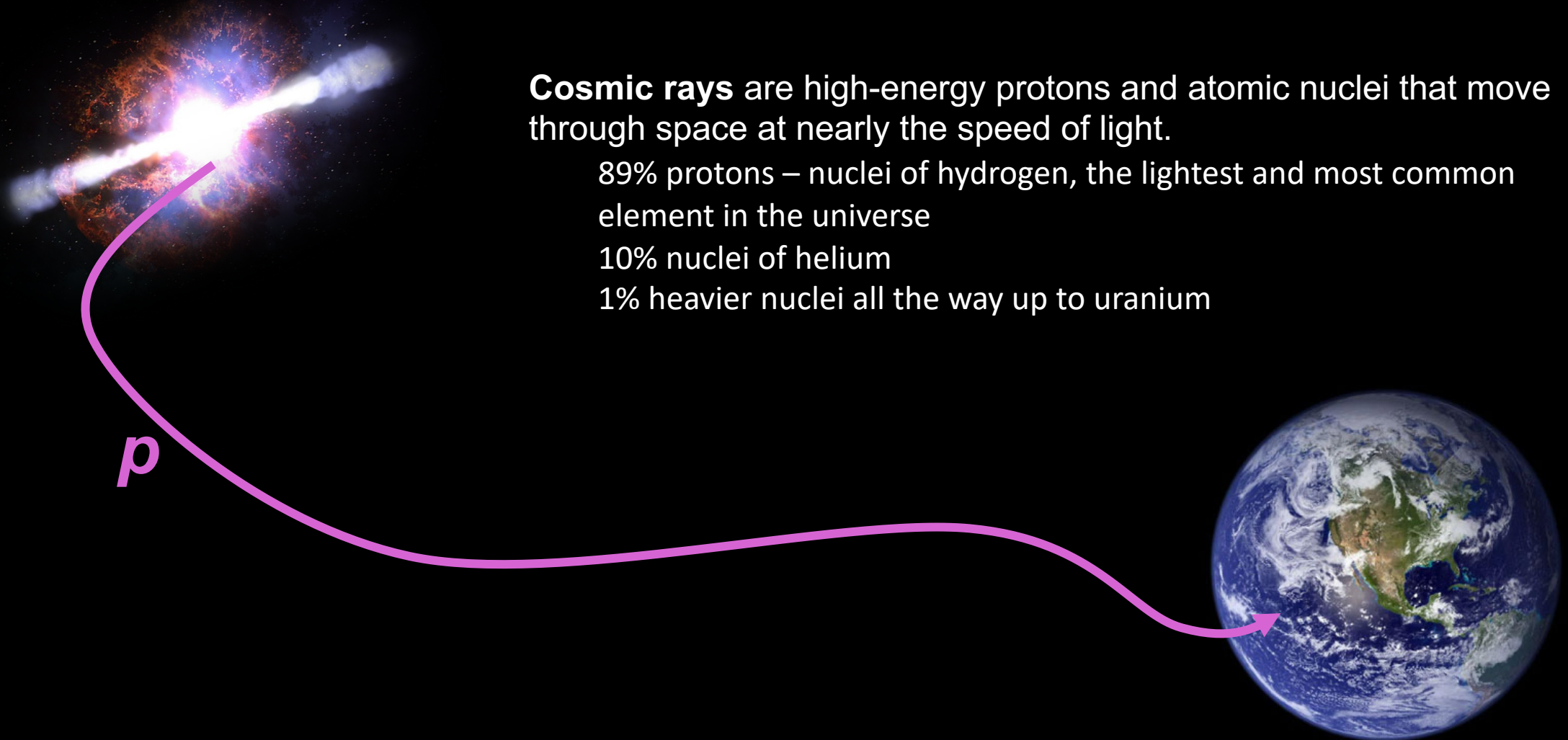
# What are Cosmic Rays?

**Cosmic rays** are high-energy protons and atomic nuclei that move through space at nearly the speed of light.

89% protons – nuclei of hydrogen, the lightest and most common element in the universe

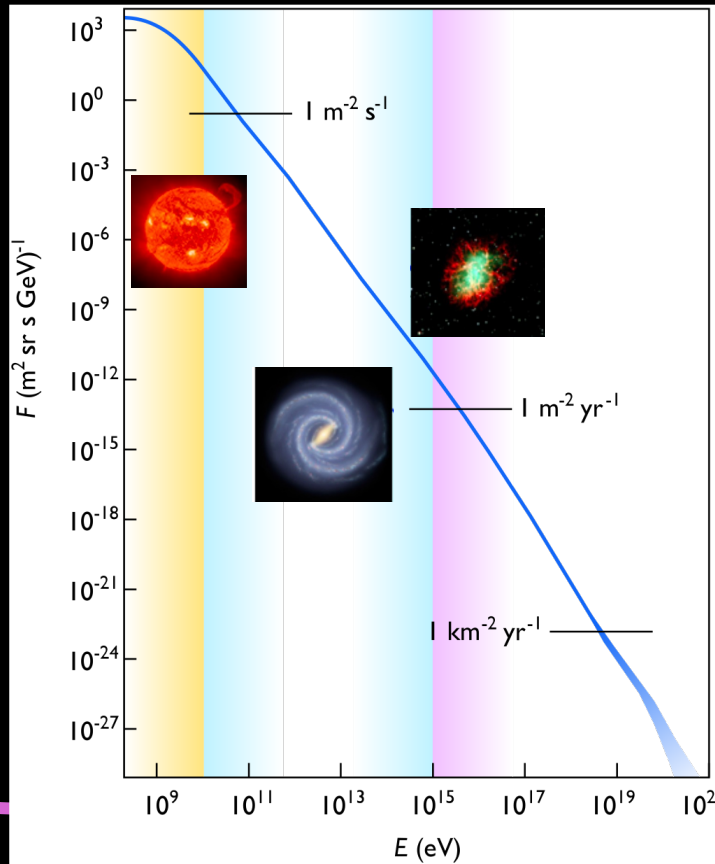

10% nuclei of helium

1% heavier nuclei all the way up to uranium





# What are Cosmic Rays?



They originate from the sun, from outside of the solar system in our own galaxy, and from distant galaxies.

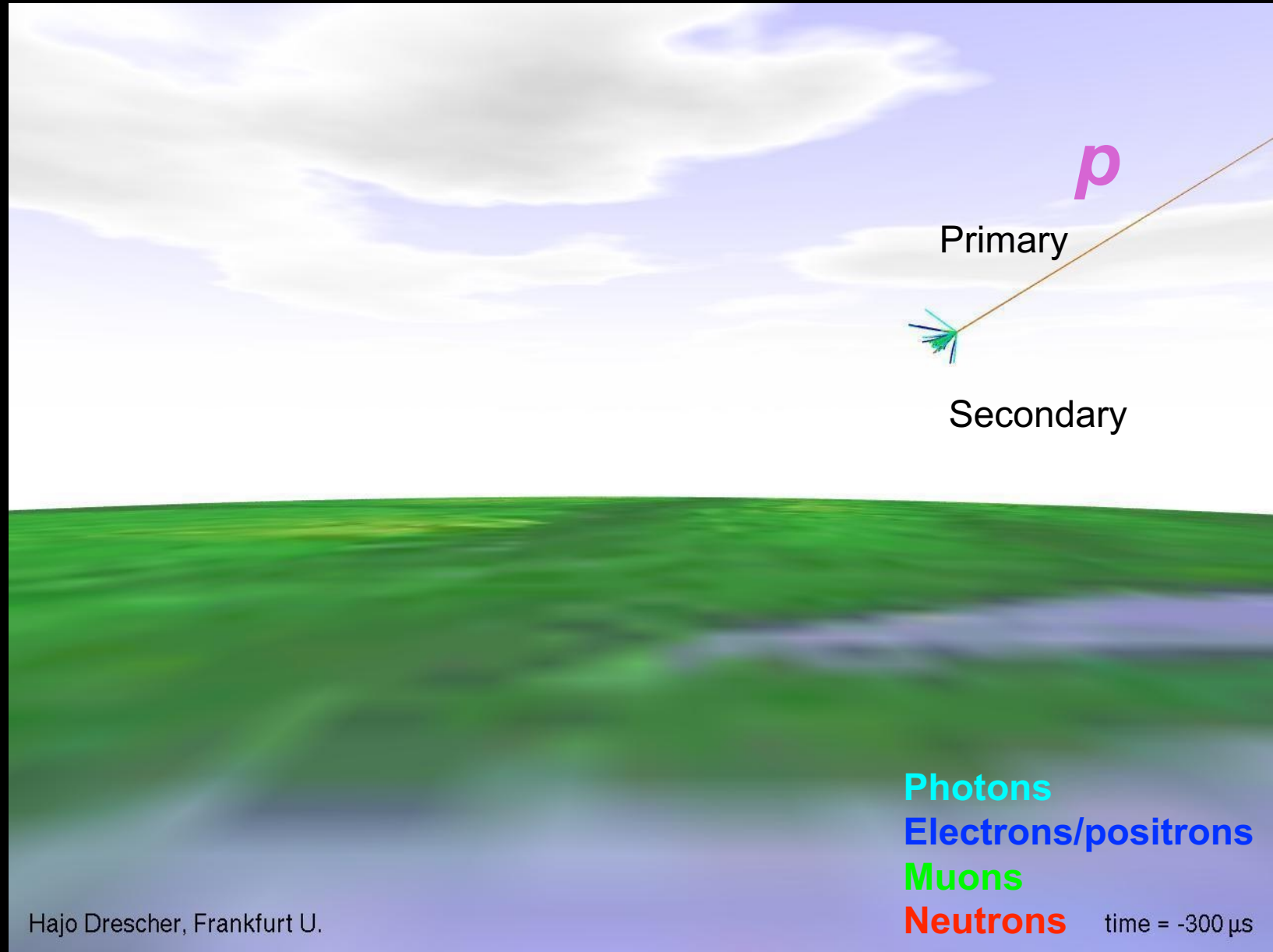
They are deflected by galactic magnetic fields (because they are charged).

# What are Cosmic Rays?

- When these rays enter our atmosphere they hit oxygen and nitrogen molecules, creating secondary particles.

Creates mainly pions,  $\pi$

- They interact with other molecules
- Or decay into muons and neutrinos



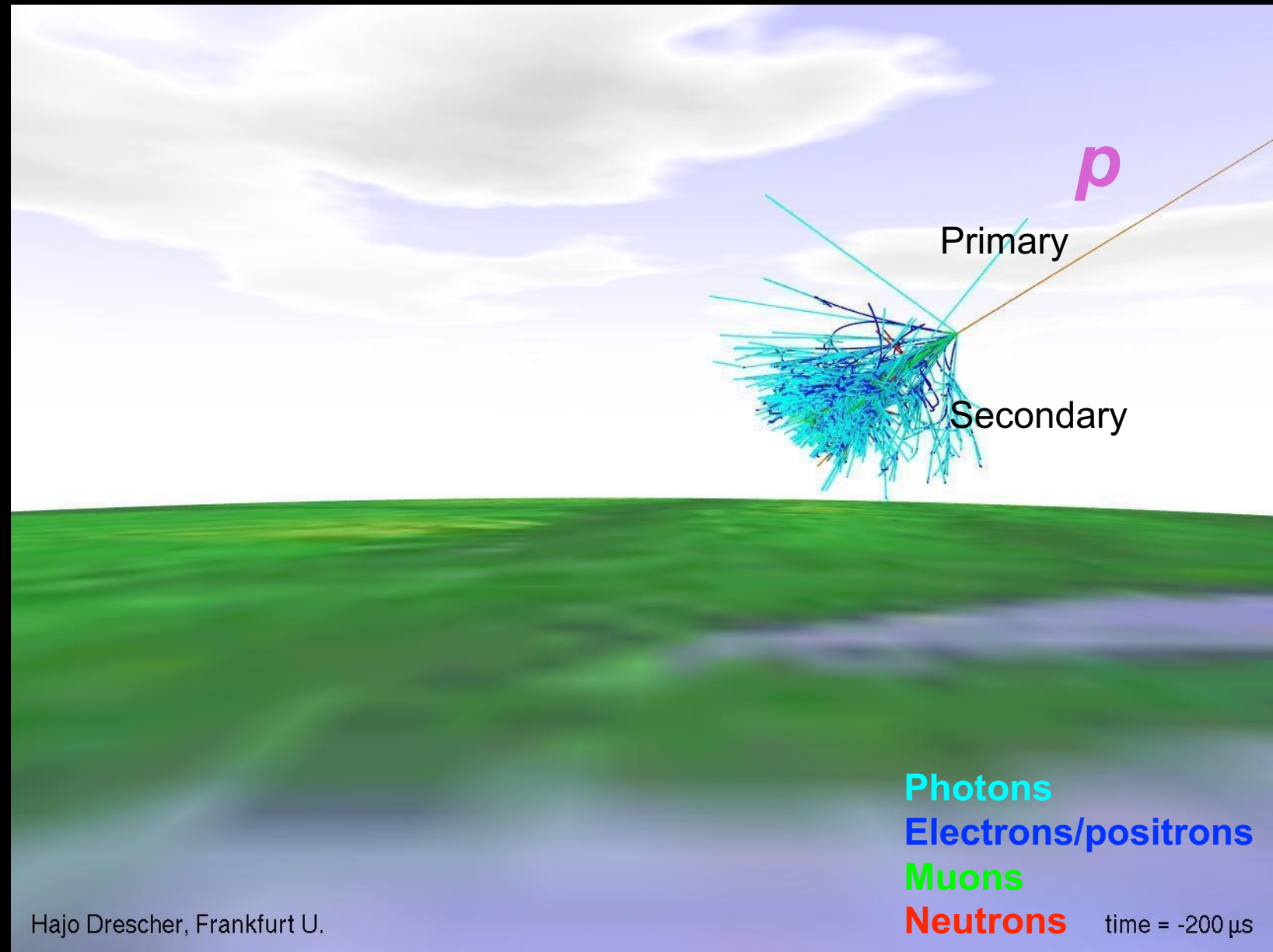
# What are Cosmic Rays?

- When these rays enter our atmosphere they hit oxygen and nitrogen molecules, creating secondary particles.

Creates mainly pions,  $\pi$

- They interact with other molecules
- Or decay into muons and neutrinos

Very energetic muons may even go faster than the speed of light in the atmosphere, emitting a flash of Cherenkov light.



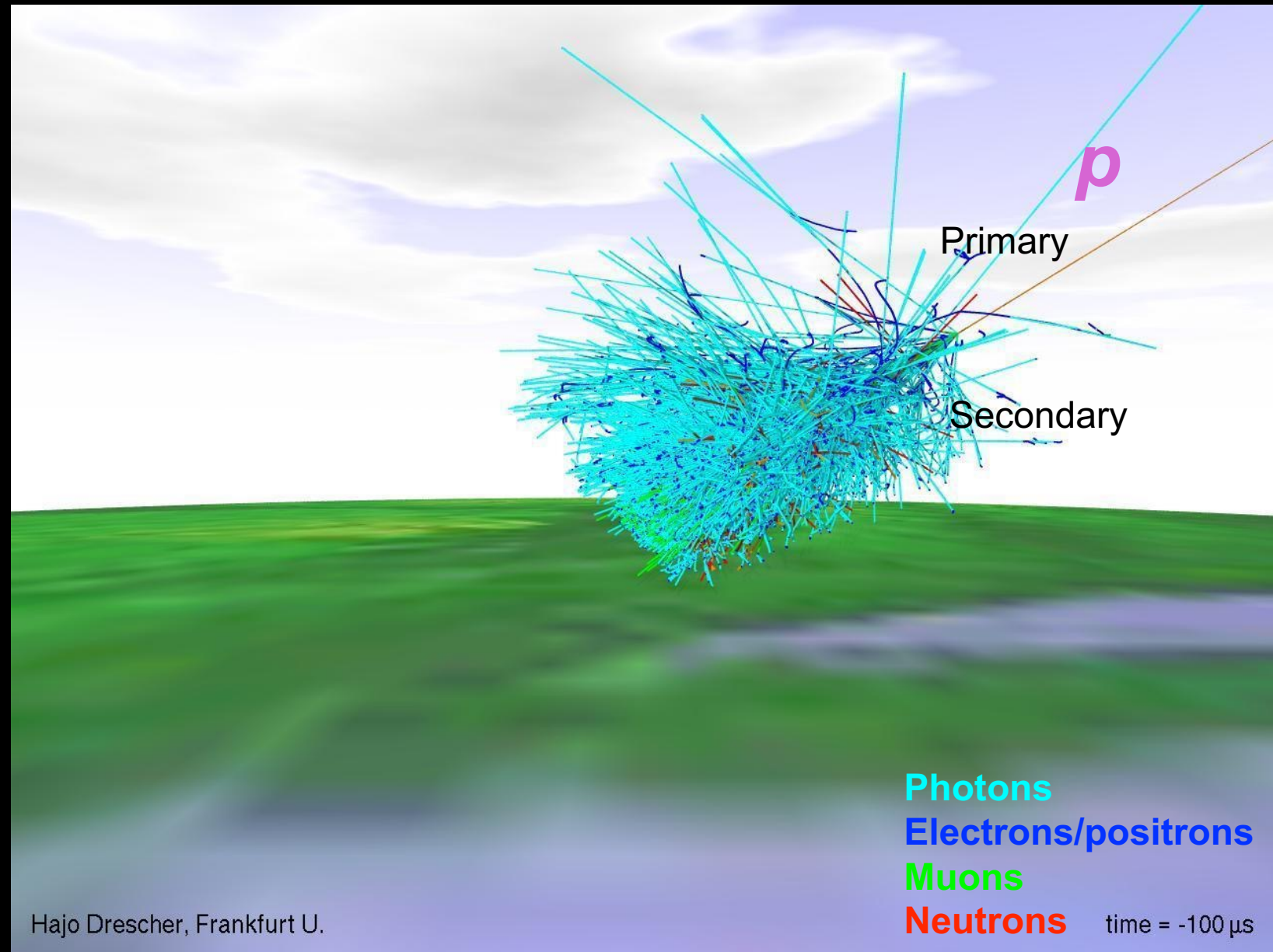
# What are Cosmic Rays?

- When these rays enter our atmosphere they hit oxygen and nitrogen molecules, creating secondary particles.

Creates mainly pions,  $\pi$

- They interact with other molecules
- Or decay into muons and neutrinos

Very energetic muons may even go faster than the speed of light in the atmosphere, emitting a flash of Cherenkov light.

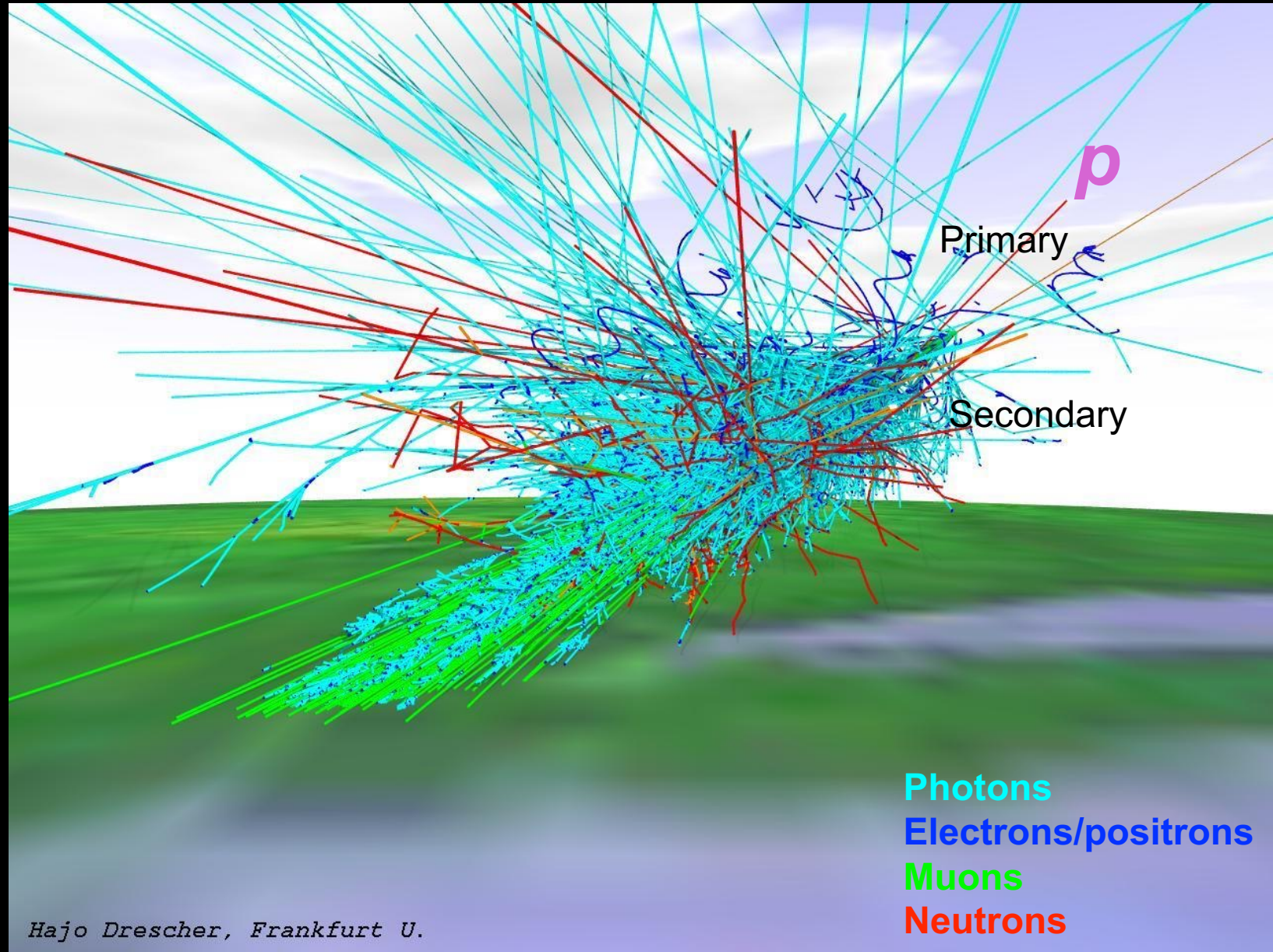


# What are Cosmic Rays?

- When these rays enter our atmosphere they hit oxygen and nitrogen molecules, creating secondary particles.

Being 207 times heavier than electrons, muons are much less subject to the Bremsstrahlung effect which is the main source of deceleration for electrons and positrons of similar energy.

➔ Cosmic muons travel far and easily reach the Earth's surface



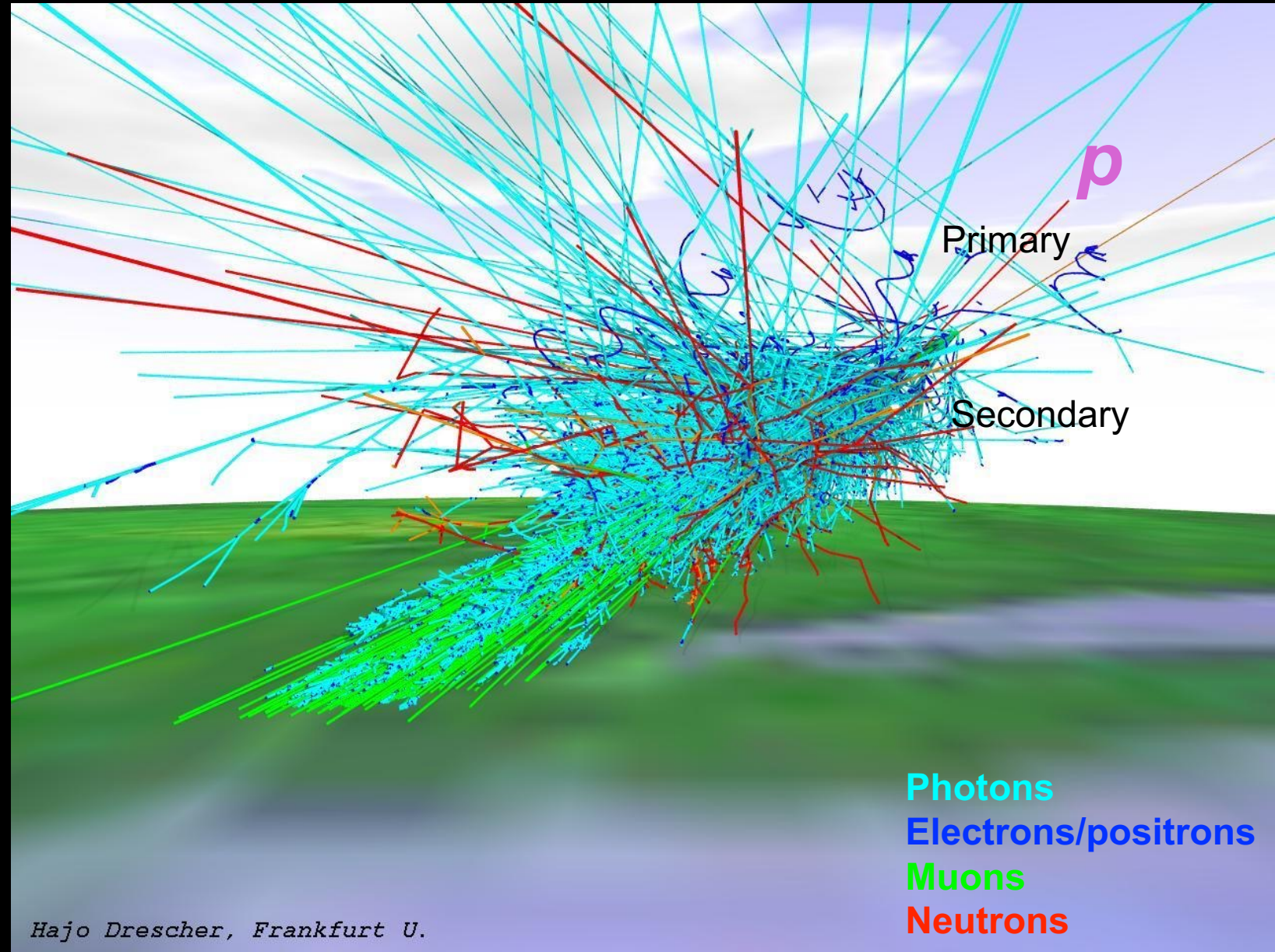
# What are Cosmic Rays?

From the 1930s to the 1950s, before man-made particle accelerators reached very high energies, cosmic rays served as a source of particles for high energy physics investigations, and led to the discovery of subatomic particles.

1932 – discovery of the positron (the antielectron), the first particle of antimatter to be observed.


1937 – the muon.

1947 – the pion and the kaon.




# How to detect cosmic rays?

Satellites (e.g. Fermi)

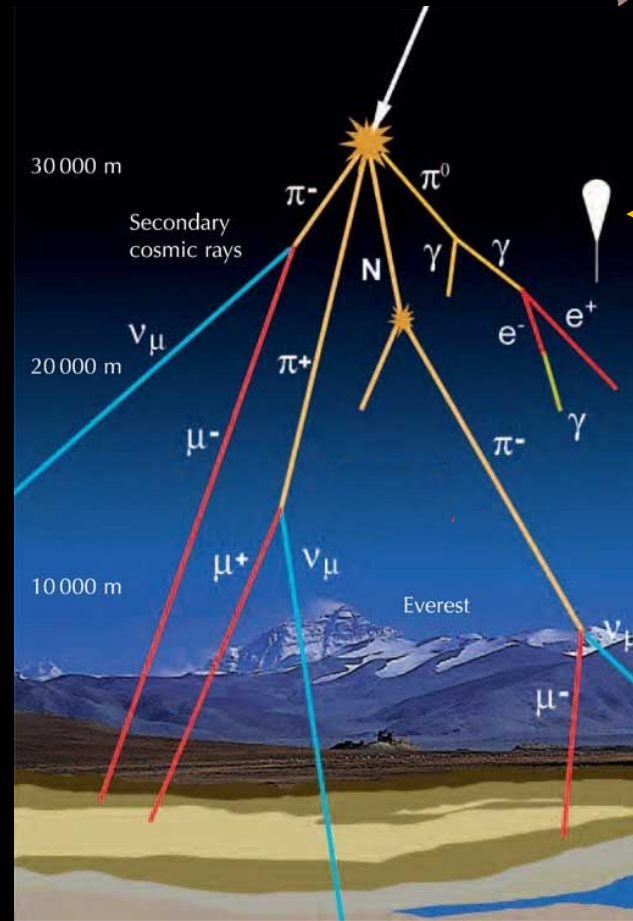


At energies up to few 100 GeV:  
direct detection above atmosphere

**Limitations:** size of the detector




AMS experiment on the  
International Space Station



High altitude balloons


# How to detect cosmic rays?

Satellites (e.g. Fermi)



At energies up to few 100 GeV:  
direct detection above atmosphere

**Limitations:** size of the detector

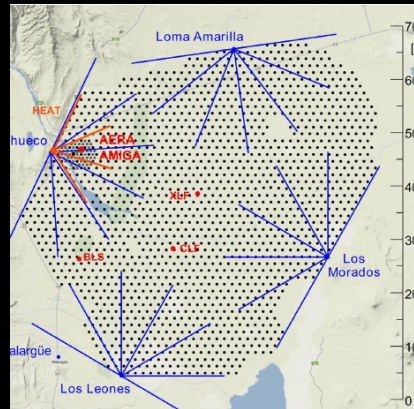


AMS experiment on the  
International Space Station

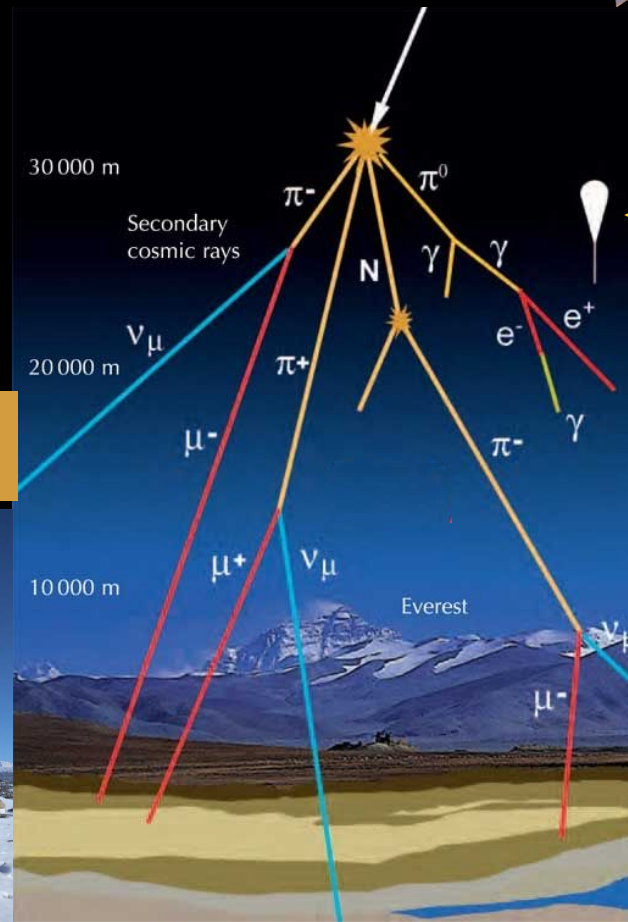
At energies above a few 100 GeV:  
low rate requires large surface

**Pierre Auger Observatory,  
Argentina**


Array of 1660 detector stations  
spread over an area of 3000  
km<sup>2</sup> at an altitude of 1400 m



Detection of charged  
particles via the Cherenkov  
light they create in purified  
water.

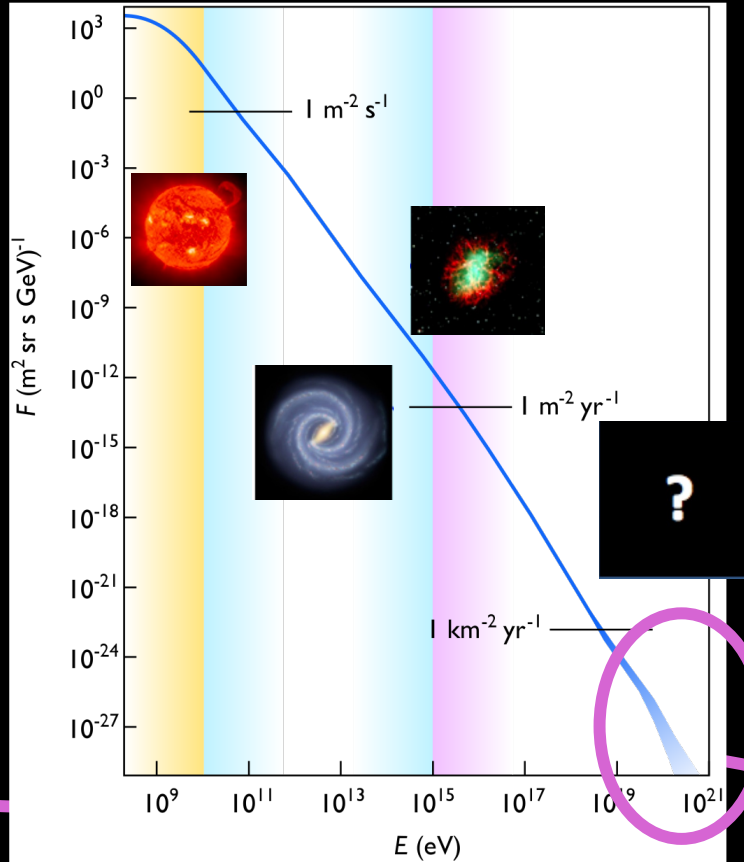



High altitude balloons





# But cosmic rays... How? Why?




Since their discovery, the main focus of cosmic ray research has been trying to find out:

- where do cosmic rays originate?
- how do they get accelerated to such high velocities?
- what role do they play in the dynamics of the Galaxy?
- what does their composition tell us about matter from outside the solar system?



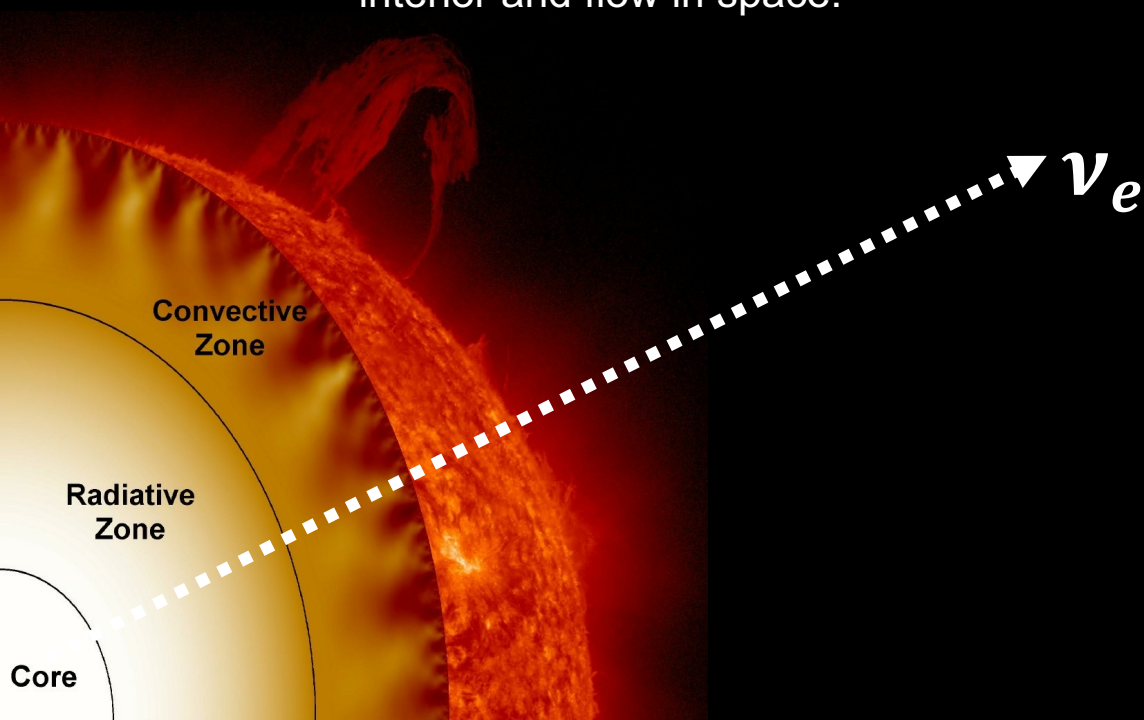
**But, while some people  
were trying to figure out  
Cosmic Rays...**

**Other people were  
trying to figure out the  
Sun**



# The Sun is a Source of Neutrinos!

- Electron neutrinos with energy of the order of 1 MeV are produced in the thermonuclear fusion reactions in the solar core.
  - Hans Bethe (1930's): first solar model based on nuclear reactions
  - John Bahcall (1960's): increasingly detailed solar model calculations of the solar neutrino fluxes
- Since neutrino interactions with matter is extremely weak, practically all the neutrinos produced in the core of the Sun pass undisturbed through the solar interior and flow in space.



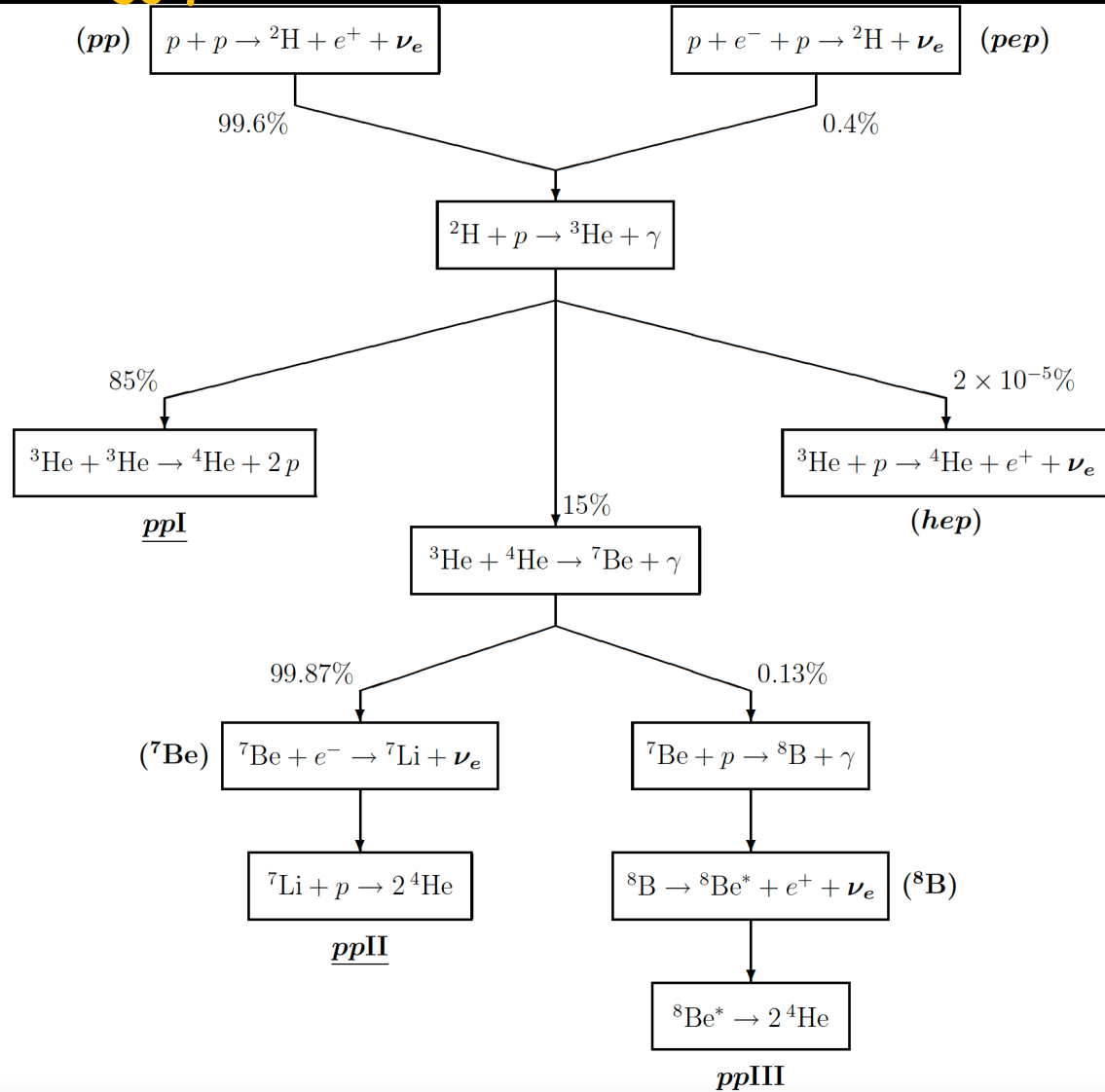
*Only neutrinos, with their extremely small interaction cross-sections, can enable us to see into the interior of a star, and thus verify directly the hypothesis of nuclear energy generation in stars.*

John N. Bahcall

# The Sun is powered by two groups of thermonuclear reactions:

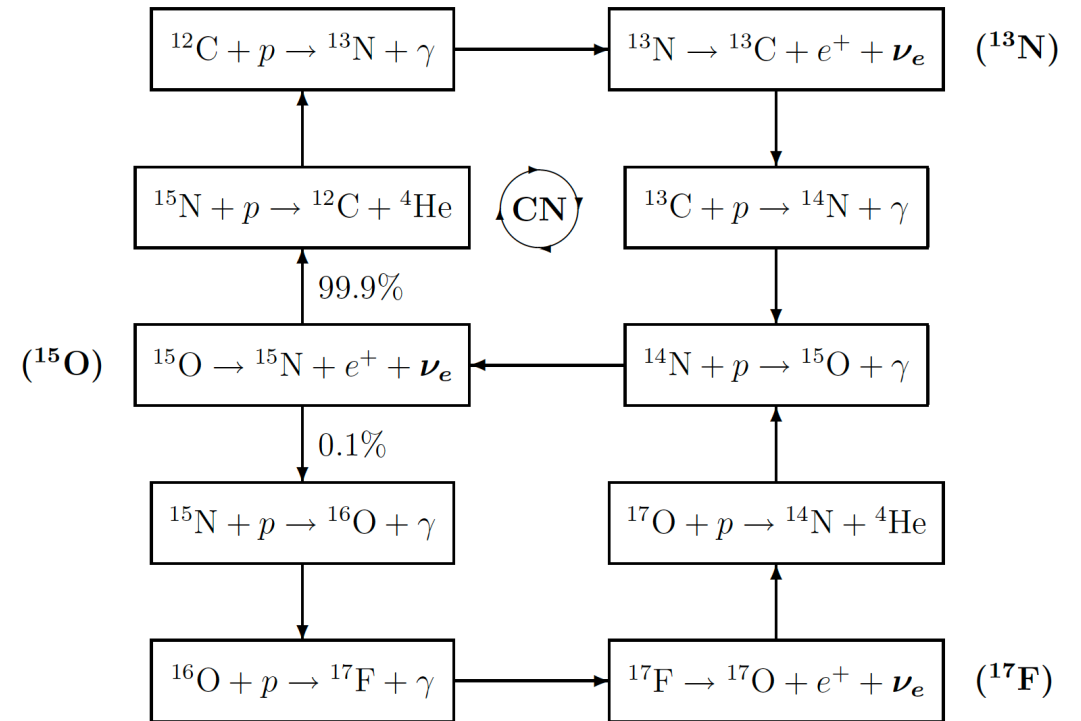
*Dominates the energy production*

pp chain

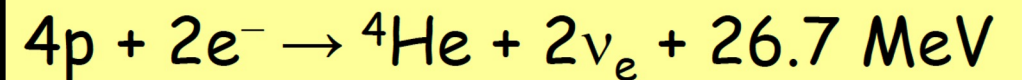


CNO cycle

*More important in stars bigger than the Sun*

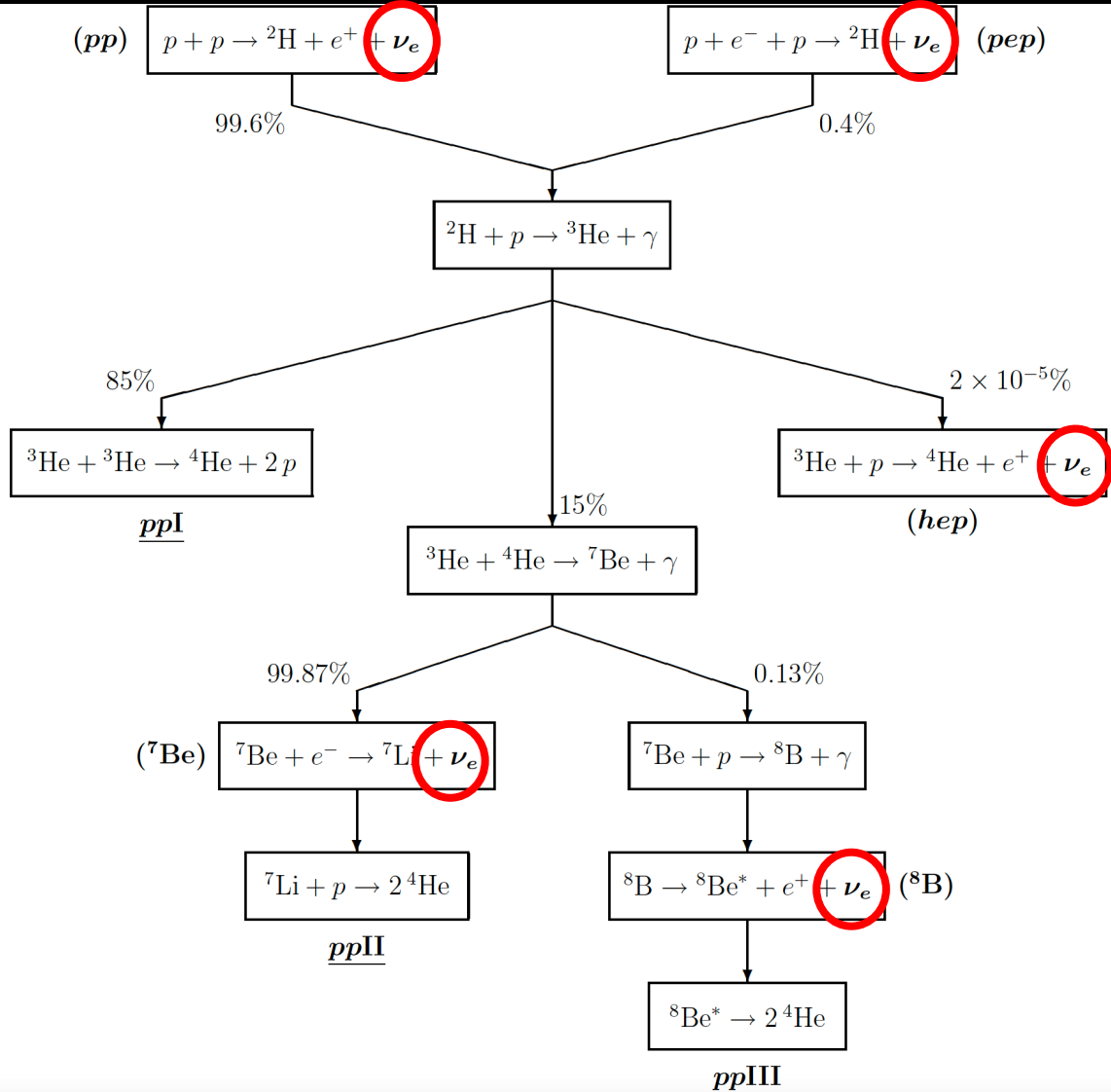


The result of both processes is:

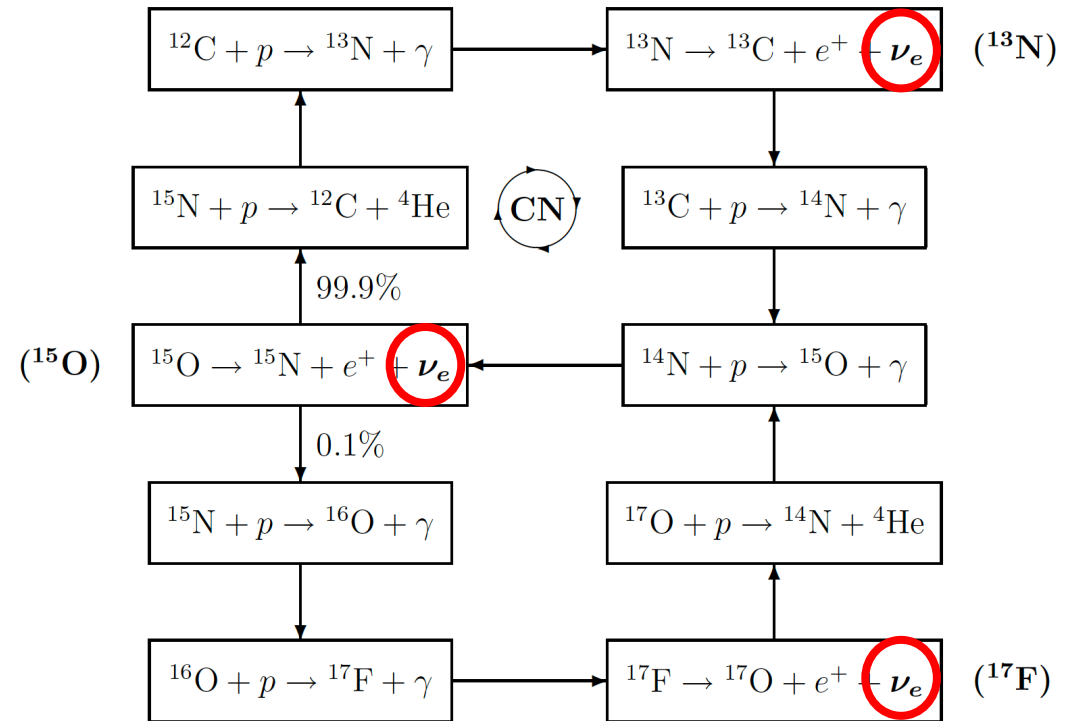


# The Sun is powered by two groups of thermonuclear reactions:

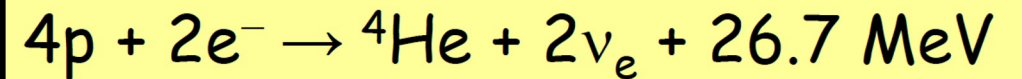
## pp chain

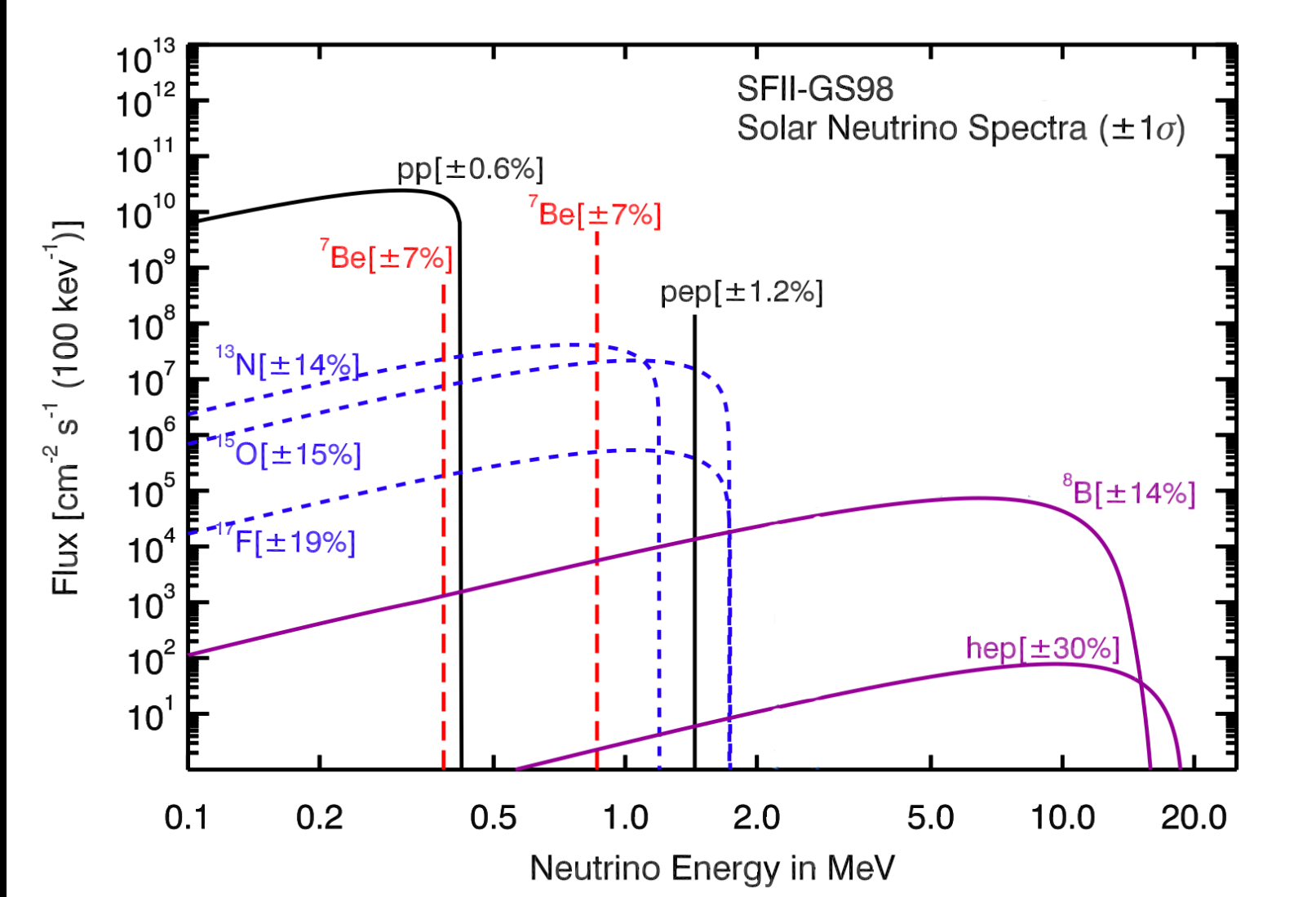


## CNO cycle



The result of both processes is:

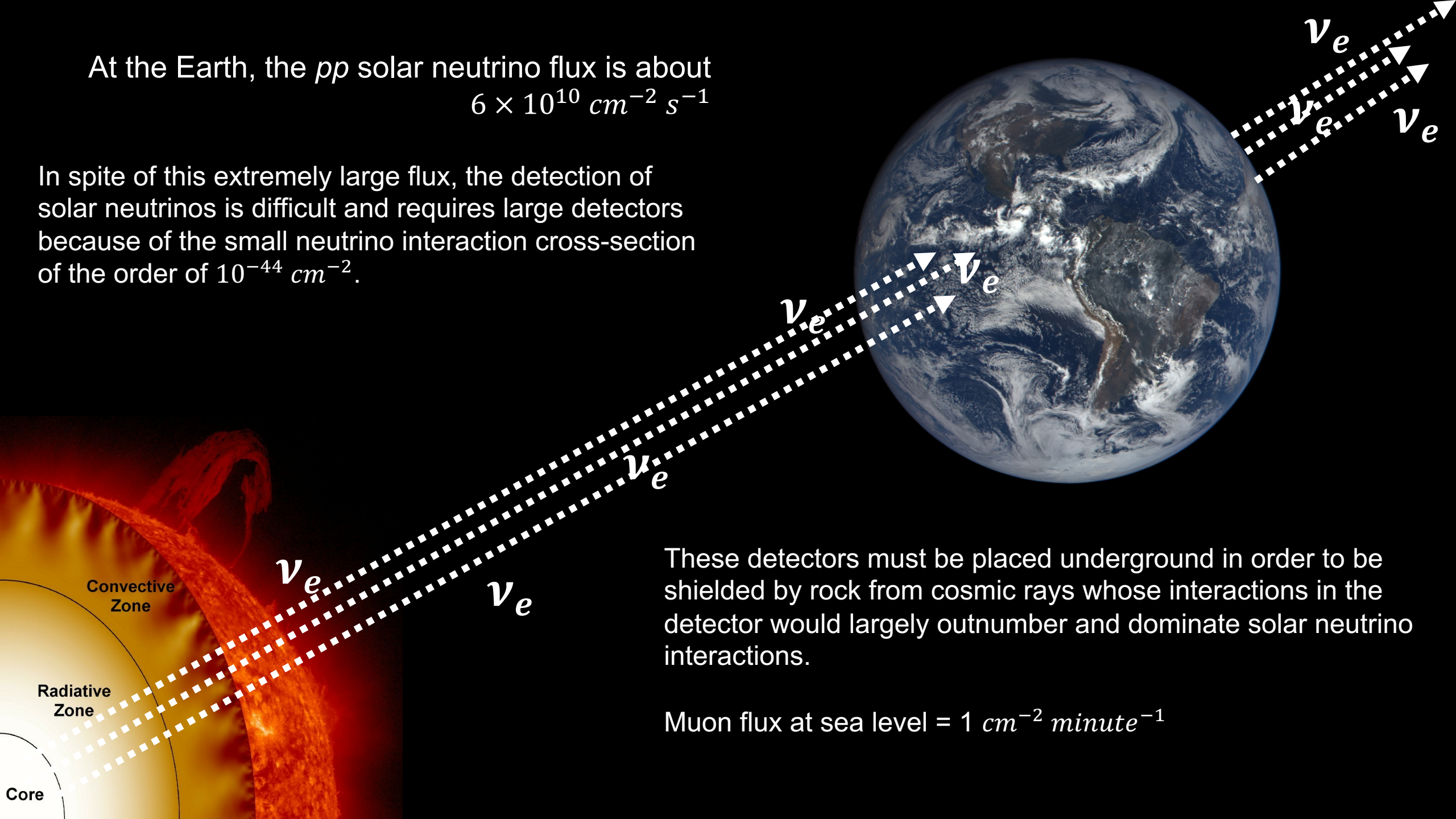




The detailed calculation of the solar neutrino fluxes has been done based on the Standard Solar Model (SSM). The SSM describes the structure and evolution of the Sun based on a variety of inputs such as the mass, luminosity, radius, surface temperature, age, and surface elemental abundances. In addition, the knowledge of the absolute nuclear reaction cross sections for the relevant fusion reactions and the radiative opacities are necessary.

At the Earth, the  $pp$  solar neutrino flux is about  
 $6 \times 10^{10} \text{ cm}^{-2} \text{ s}^{-1}$

In spite of this extremely large flux, the detection of solar neutrinos is difficult and requires large detectors because of the small neutrino interaction cross-section of the order of  $10^{-44} \text{ cm}^{-2}$ .



These detectors must be placed underground in order to be shielded by rock from cosmic rays whose interactions in the detector would largely outnumber and dominate solar neutrino interactions.

Muon flux at sea level =  $1 \text{ cm}^{-2} \text{ minute}^{-1}$



People who want to  
detect solar neutrinos

Cosmic rays just existing



imgflip.com

People who want to  
detect solar neutrinos

Cosmic rays just existing



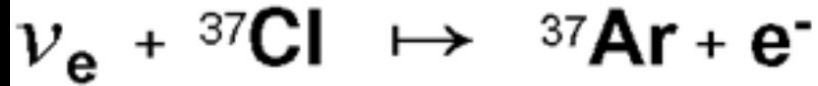
**Solution:**  
Go inside a mine



# First detection of Solar Neutrinos


## Homestake Experiment

- Proposed in the 70s by Ray Davis
- Radiochemical experiment looking for the Pontecorvo-Alvarez inverse beta-decay Cl-Ar reaction:




Neutrino energy threshold  $E_\nu = 0.814$  MeV  
Sensitive to  ${}^8\text{B}$  and  ${}^7\text{Be}$  solar neutrinos

- Expose large quantities of Chlorine
- Chemically extract the Argon
- Count the radioactive decays of  ${}^{37}\text{Ar}$

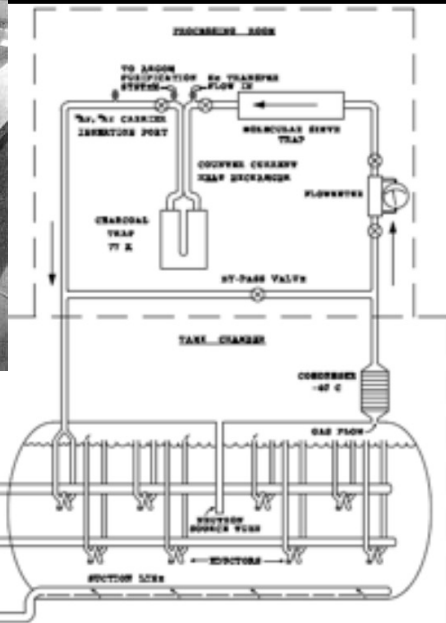


# First detection of Solar Neutrinos

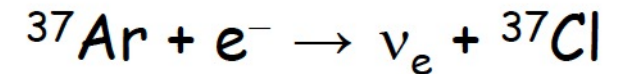
## Homestake Experiment



- Homestake mine (USA), 1478 m deep
- Used 600 tons of carbon tetrachloride  $\text{CCl}_4$
- Flush the Argon out of the tanks using helium, every couple of weeks (efficiency of 95%)



The extracted Argon is measured in a counter

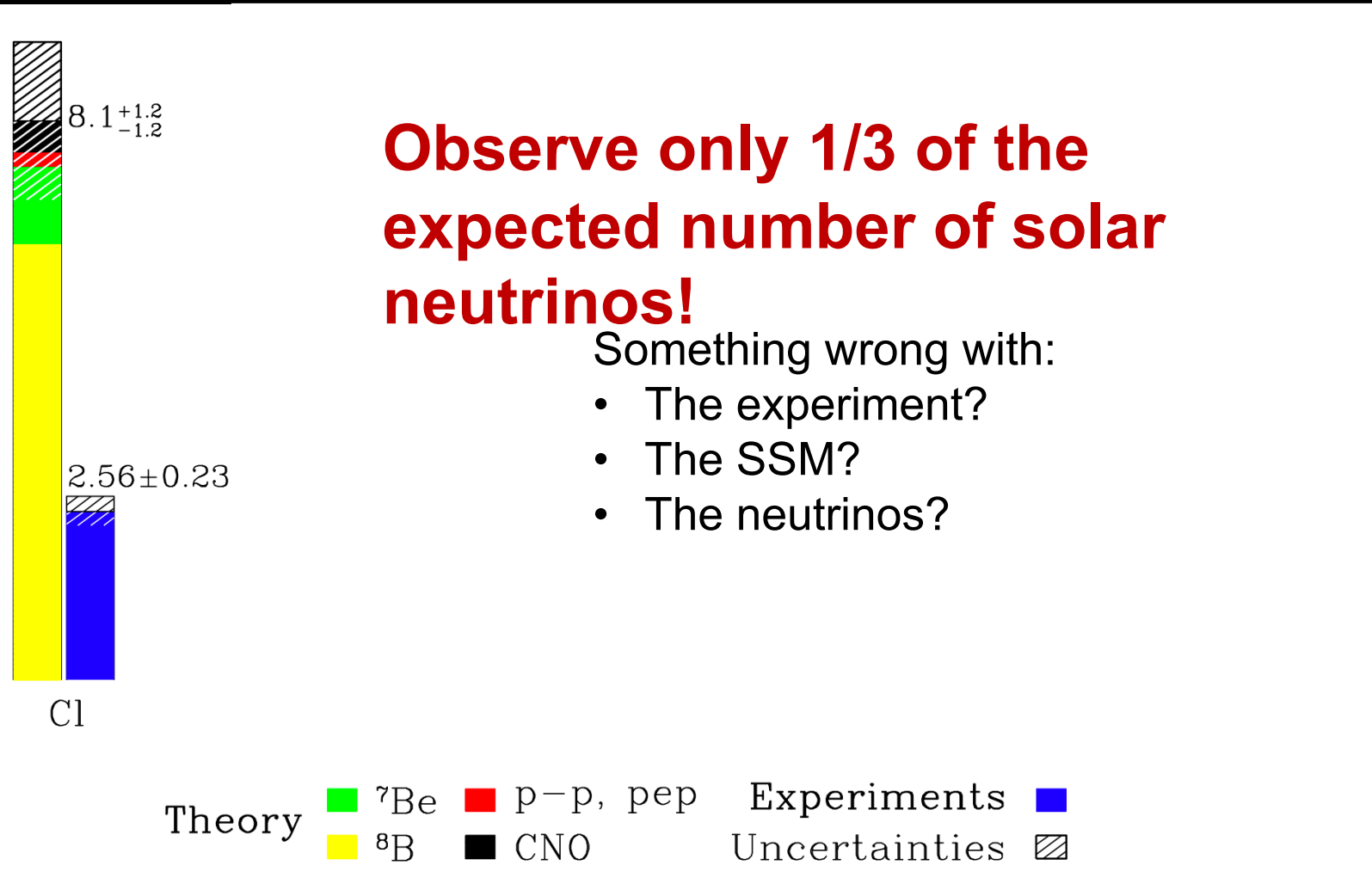


$$(T_{1/2} = 35\text{d})$$

Acquired data for 24 years!


# First detection of Solar Neutrinos

## Homestake Experiment Results




# Gallium Experiments

- Similar to Homestake, but using the Gallium reaction



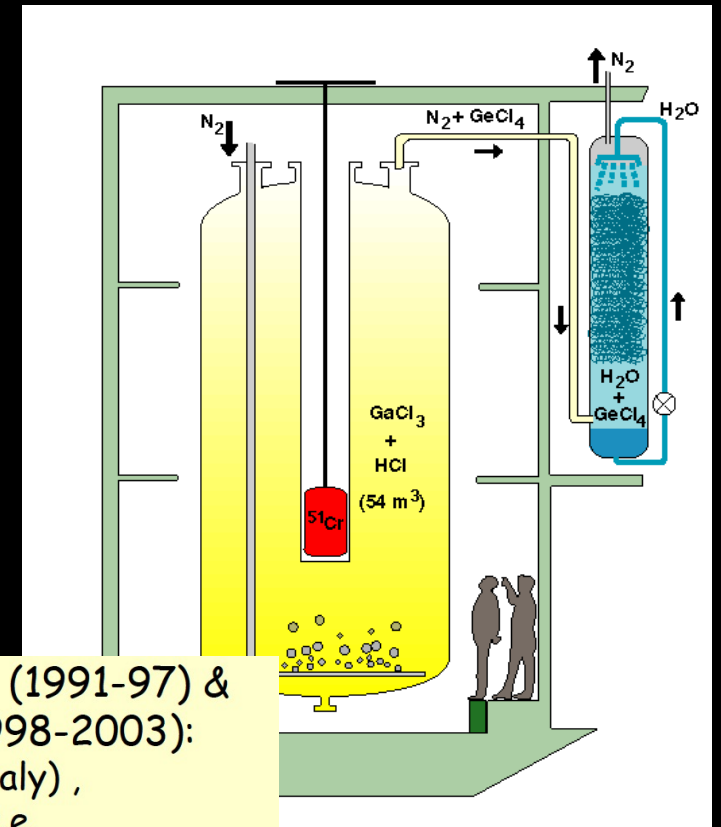
Neutrino energy threshold  $E_\nu = 0.233$  MeV  
Sensitive to  ${}^8\text{B}$ ,  ${}^7\text{Be}$  and high energy pp solar neutrinos



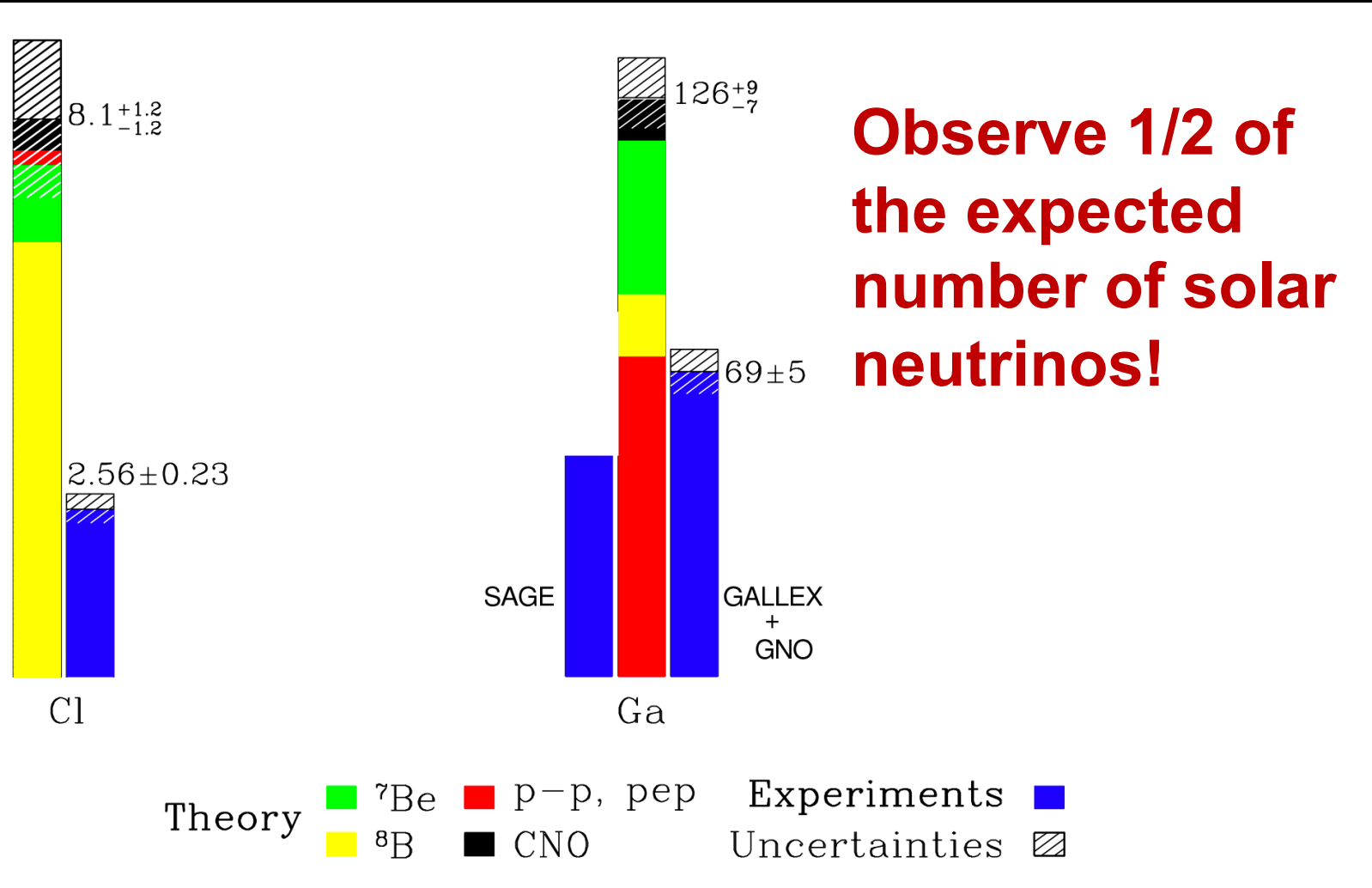
**SAGE (1991-93):**  
Baksan (Russia)  
4800 m.w.e.  
60 tons of gallium  
(metal Ga target)

**GALLEX (1991-97) &  
GNO (1998-2003):**  
LNGS (Italy),  
3200 m.w.e.  
30 tons of gallium  
(water solution of  $\text{GaCl}_3$ )

SAGE uses metallic gallium (which becomes a liquid at just above room temperature), while GALLEX uses gallium in a liquid-chloride form. The different forms of the gallium are susceptible to very different types of backgrounds, and thus the two experiments provide a check for each other.




# Gallium Experiments

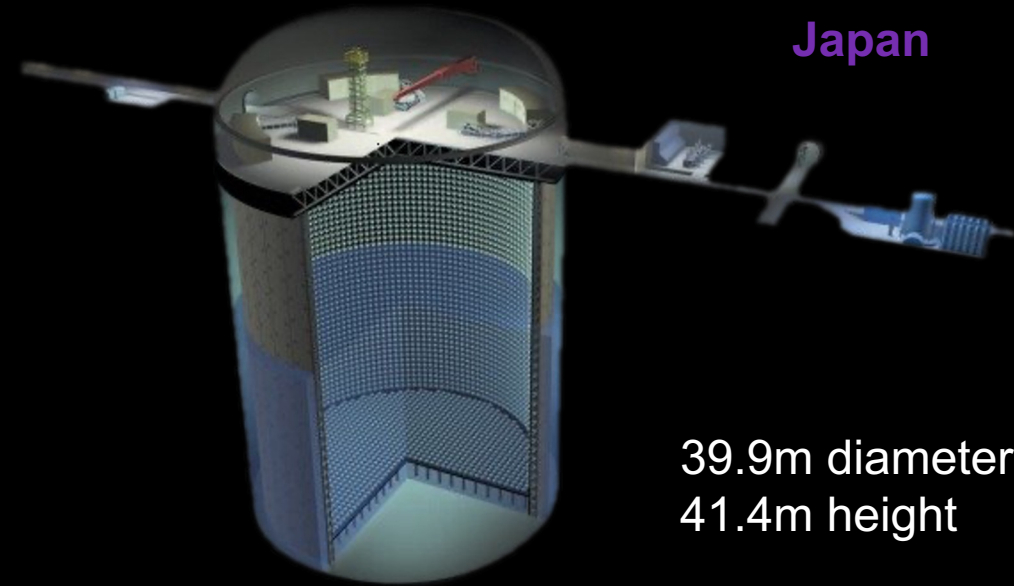


# Water Cherenkov Detectors

- 1987 Kamiokande
- 1997 Super-Kamiokande
  - Several phases
- Detects neutrino-electron scatterings




- Sensitive to all neutrino flavours, but mainly  $\nu_e$



39.9m diameter  
41.4m height

11000 photomultipliers  
50000 tons of water



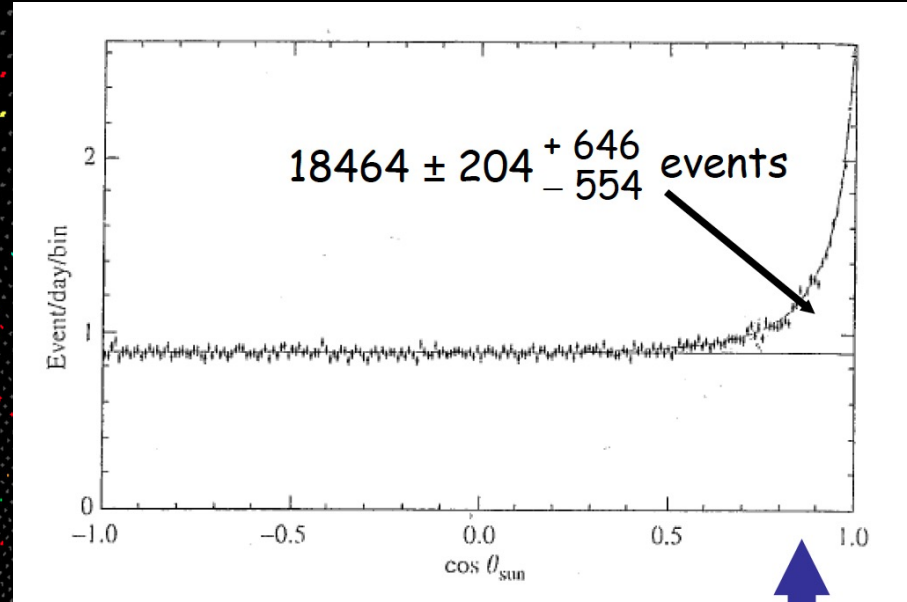




# Water Cherenkov Detectors

- The scattered electrons produce Cherenkov radiation

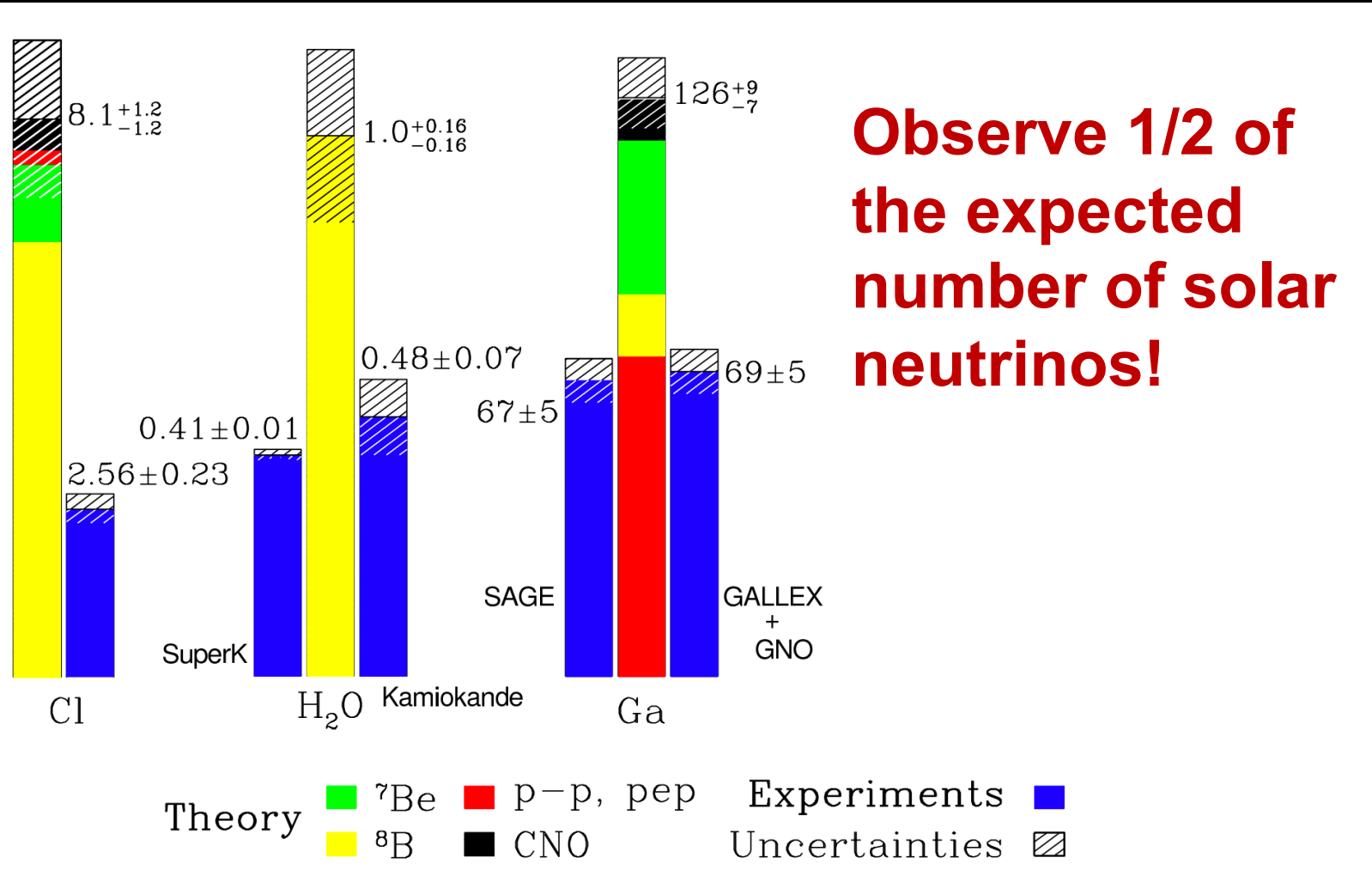
- Allow to know:
  - Directionality
  - Arrival Time
  - Energy

- High threshold 5-8 MeV (only sensitive to  $^8\text{B}$  neutrinos)



They could see the events along the direction of the Sun – they are solar  $\nu$ 's

# Water Cherenkov Detectors



# The Solar Neutrino Problem

Are we not measuring all the neutrinos from the Sun?  
What happens to them on the way to Earth?

Exorcising Ghosts  
*In pursuit of the missing solar neutrinos*

*Andrew Hime*

*After thirty years of hints that electron neutrinos slip in and out of existence, new solar-neutrino experiments may finally catch them in the act.*

If neutrinos have mass, then the three separate particles known as the electron neutrino, the muon neutrino, and the tau neutrino may not be separate at all, but may mix and transform into one another. In this illustration, a large fraction of the electron neutrinos produced in the core of the sun change their identity before they reach the surface (blue curve). They reappear either as muon and/or tau neutrinos (red and yellow curves, respectively).

# Neutrinos Oscillate


Three flavours of Neutrinos

$\nu_e$

$\nu_\mu$

$\nu_\tau$

B. Pontecorvo  
 $\nu - \bar{\nu}$  oscillations



S. Sakata  
1911-1970

Z. Maki  
1929-2005

M. Nakagawa  
1932-2001

Courtesy of Sakata Memorial Archival Library

# Neutrinos Oscillate

## Three flavours of Neutrinos

$$\nu_e \quad \nu_\mu \quad \nu_\tau$$

Are a linear combination of three neutrino mass states


$$\nu_1 \quad \nu_2 \quad \nu_3$$

$$\nu_e = a\nu_1 + b\nu_2 + c\nu_3$$

$$\nu_\mu = d\nu_1 + e\nu_2 + f\nu_3$$

$$\nu_\tau = g\nu_1 + h\nu_2 + i\nu_3$$

B. Pontecorvo  
 $\nu - \bar{\nu}$  oscillations



# Neutrinos Oscillate

Three flavours of Neutrinos

$\nu_e$        $\nu_\mu$        $\nu_\tau$


Are a linear combination of three neutrino mass states

$\nu_1$        $\nu_2$        $\nu_3$

$$\begin{pmatrix} \nu_e \\ \nu_\mu \\ \nu_\tau \end{pmatrix} = \begin{pmatrix} a & b & c \\ d & e & f \\ g & h & i \end{pmatrix} \begin{pmatrix} \nu_1 \\ \nu_2 \\ \nu_3 \end{pmatrix}$$

The PMNS Matrix

B. Pontecorvo  
 $\nu - \bar{\nu}$  oscillations



S. Sakata  
1911-1970

Z. Maki  
1929-2005

M. Nakagawa  
1932-2001

# Neutrinos Oscillate


Three flavours of Neutrinos

$\nu_e$                        $\nu_\mu$                        $\nu_\tau$

Are a linear combination of three neutrino mass states

$\nu_1$                        $\nu_2$                        $\nu_3$

B. Pontecorvo  
 $\nu - \bar{\nu}$  oscillations



$$\begin{pmatrix} \nu_e \\ \nu_\mu \\ \nu_\tau \end{pmatrix} = \begin{pmatrix} c_{13}c_{12} & c_{13}s_{12} & s_{13}e^{-i\delta} \\ -c_{23}s_{12} - s_{13}s_{23}c_{12}e^{i\delta} & c_{23}c_{12} - s_{13}s_{23}s_{12}e^{i\delta} & c_{13}s_{23} \\ s_{23}s_{12} - s_{13}c_{23}c_{12}e^{i\delta} & -s_{23}c_{12} - s_{13}c_{23}s_{12}e^{i\delta} & c_{13}c_{23} \end{pmatrix} \begin{pmatrix} \nu_1 \\ \nu_2 \\ \nu_3 \end{pmatrix}$$

The PMNS Matrix



(that looks more like this)



# Neutrinos Oscillate

When neutrinos travel, they change from one flavour to the other.

B. Pontecorvo  
 $\nu - \bar{\nu}$  oscillations



S. Sakata  
1911-1970

Z. Maki  
1929-2005

M. Nakagawa  
1932-2001

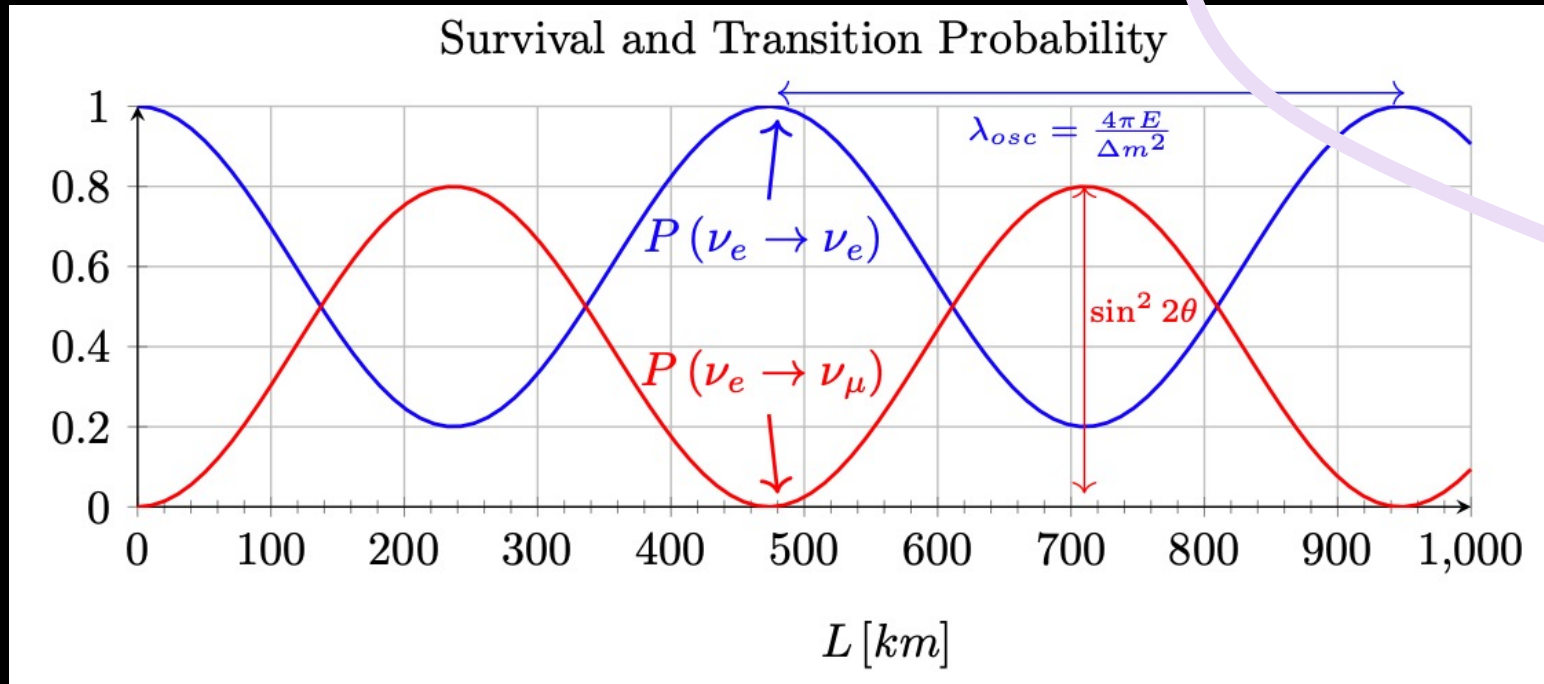


# Neutrinos Oscillate


When neutrinos travel, they change from one flavour to the other.

Two neutrino case:

$$P_{oscillation}(\nu_e \rightarrow \nu_\mu) = \sin^2 2\theta_{12} \sin^2 \left( 1.27 \Delta m_{21}^2 [\text{eV}^2] \frac{L[\text{m}]}{E[\text{MeV}]} \right)$$



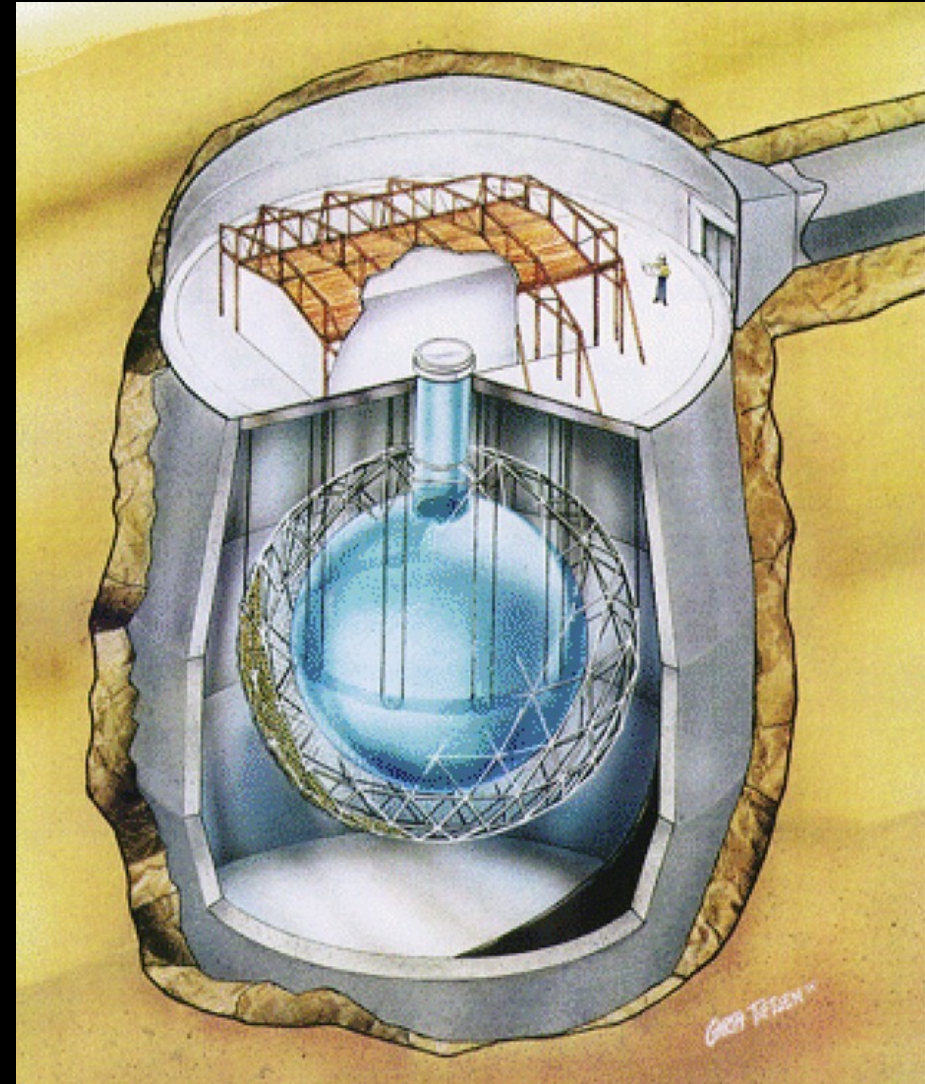
B. Pontecorvo  
 $\nu - \bar{\nu}$  oscillations



$m_2^2 - m_1^2$

# SNO – Sudbury Neutrino Observatory

- 1000 tonnes of Heavy Water ( $D_2O$ )
  - Inside a 12 m diameter acrylic sphere
- Seen by 9500 PMTs
- Volume outside the acrylic vessel (AV) filled with water
- 2 km underground inside a Nickel mine in Canada

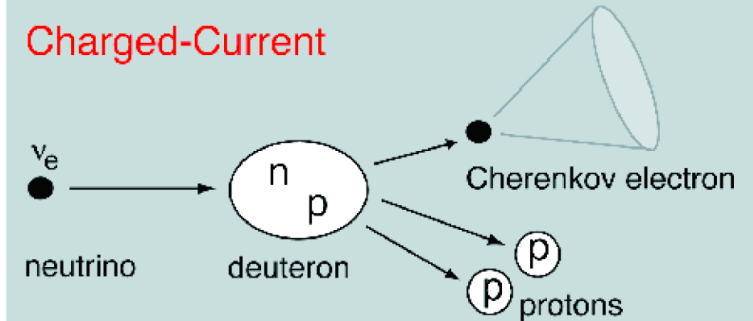


# Neutrino Reactions in SNO

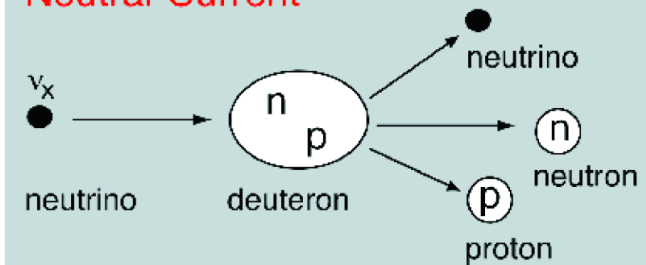
- $\nu_e + d \rightarrow p + p + e^-$ 
  - Signal: Cherenkov light from electron
  - Only sensitive to  $\nu_e$
  - Measured  $\nu_e$  flux
- $\nu_l + d \rightarrow \nu_l + p + n$ 
  - Signal: neutron capture (6.25 MeV  $\gamma$ ) and Cherenkov light from electrons scattered by the  $\gamma$
  - Measured total neutrino flux
- $\nu_l + e^- \rightarrow \nu_l + e^-$ 
  - Signal: Cherenkov light from electron
  - Mainly sensitive to  $\nu_e$ , some  $\nu_\mu$  and  $\nu_\tau$

## Neutrino Reactions on Deuterium

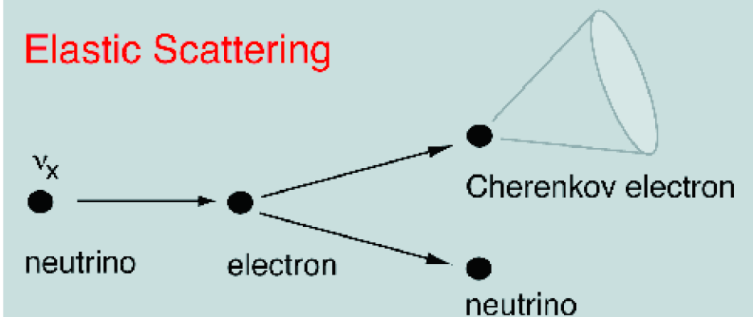
### Charged-Current



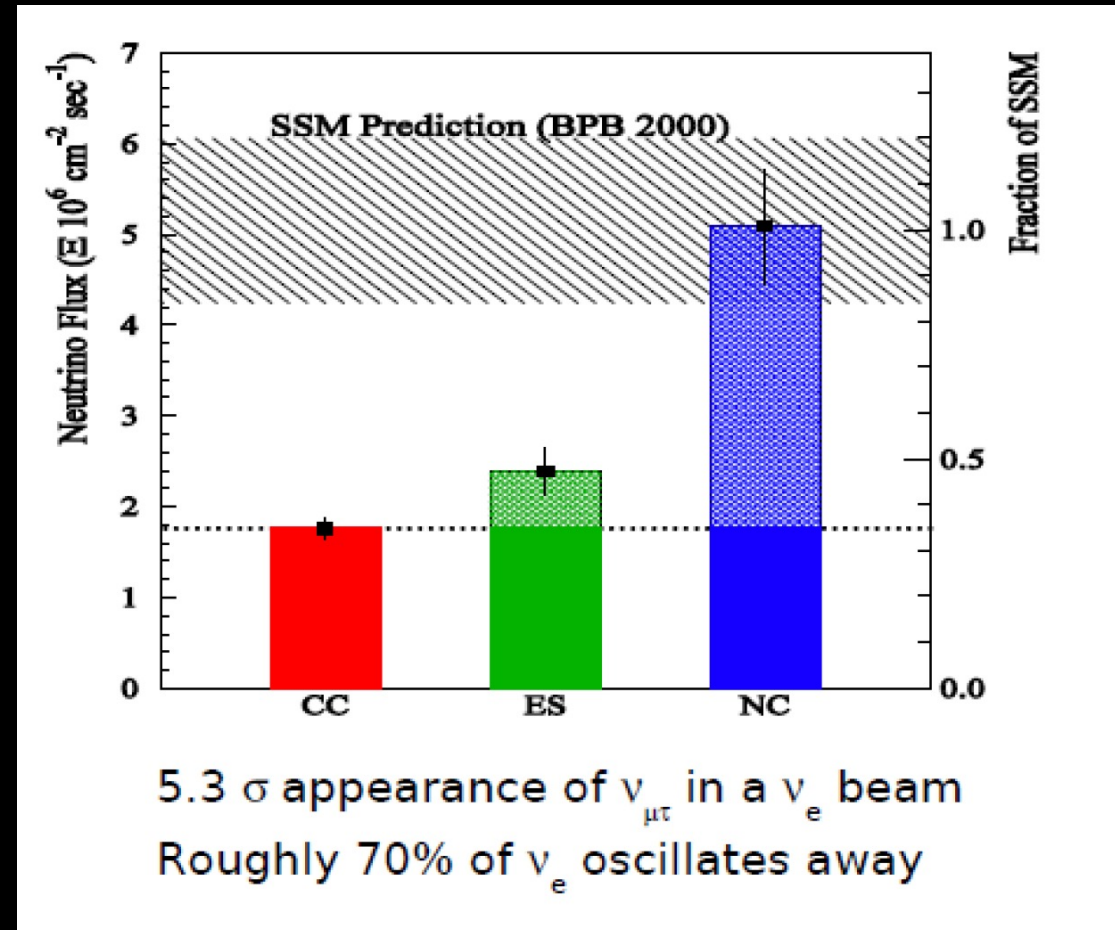
### Neutral-Current



### Elastic Scattering

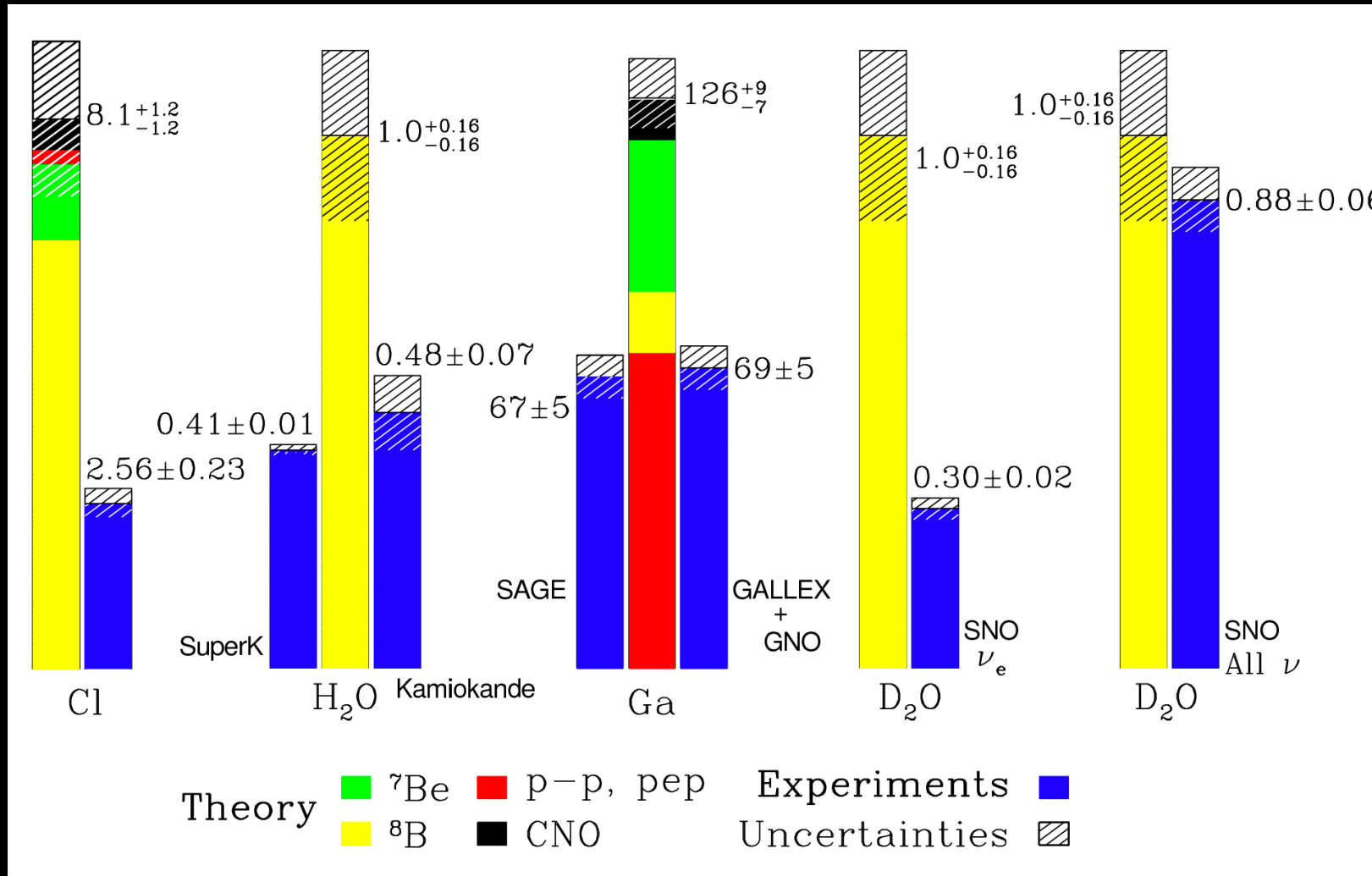


# SNO Results



- Clear evidence for a flux of  $\nu_{\mu}$  and/or  $\nu_{\tau}$  from the sun
- Total neutrino flux is consistent with expectation from SSM
- Clear evidence of  $\nu_e \rightarrow \nu_{\mu}$  and/or  $\nu_e \rightarrow \nu_{\tau}$  neutrino transitions

# The Solar Neutrino Problem is Solved!



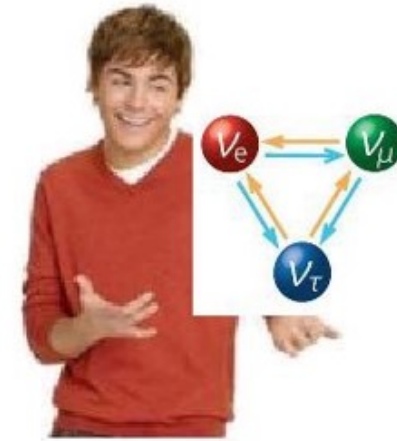

# Neutrino Oscillations Discovered!



*“...the research group in Canada led by Arthur B. McDonald could demonstrate that the neutrinos from the Sun were not disappearing on their way to Earth. Instead they were captured with a different identity when arriving to the Sudbury Neutrino Observatory.”*

*“...Takaaki Kajita presented the discovery that neutrinos from the atmosphere switch between two identities on their way to the Super-Kamiokande detector in Japan.”*

when your parents ask where all your  
electron neutrinos went

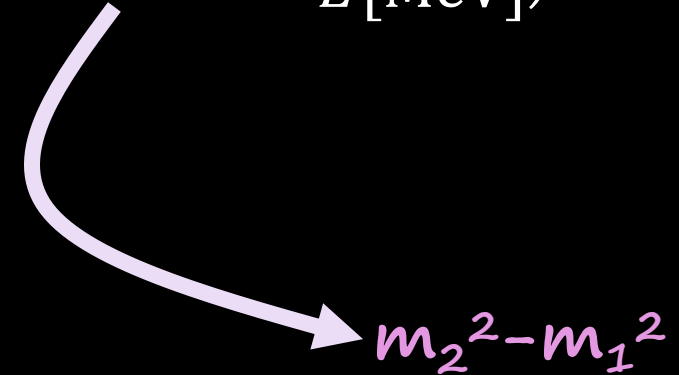


A young man in a blue shirt is holding a sign with the PMNS matrix equation:

$$\begin{pmatrix} \nu_e \\ \nu_\mu \\ \nu_\tau \end{pmatrix} = U_{\text{PMNS}} \begin{pmatrix} \nu_1 \\ \nu_2 \\ \nu_3 \end{pmatrix}$$

# But this proves that neutrinos have mass...

$$P_{oscillation}(\nu_e \rightarrow \nu_\mu) = \sin^2 2\theta_{12} \sin^2 \left( 1.27 \Delta m_{21}^2 [\text{eV}^2] \frac{L[\text{m}]}{E[\text{MeV}]} \right)$$




$m_2^2 - m_1^2$






# But this proves that neutrinos have mass...

- What is the value of the mass?




# But this proves that neutrinos have mass...

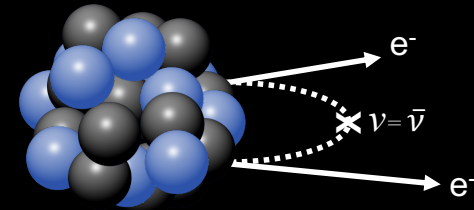
- What is the value of the mass?
- Where do Neutrino masses come from?



**Dirac Neutrinos**  
Lepton number conservation  
Neutrino  $\neq$  anti-neutrino



**Majorana Neutrinos**  
Lepton number violation  
Neutrino = anti-neutrino

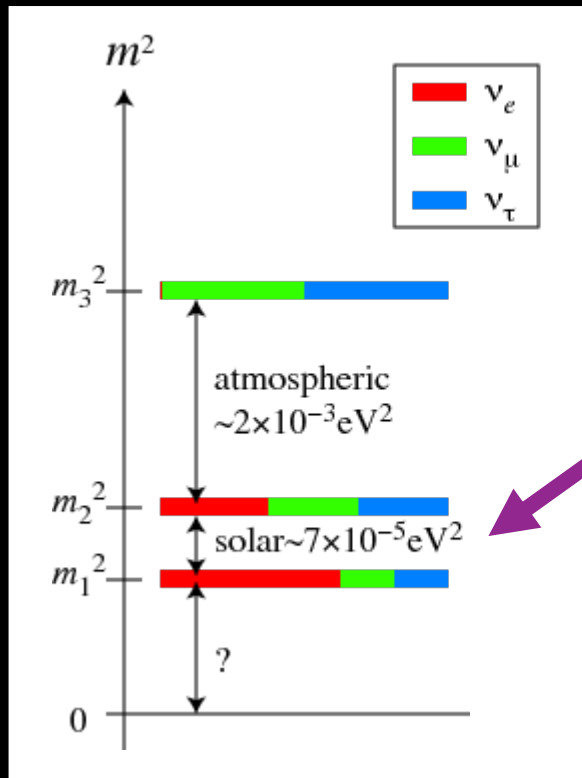


*Search for neutrinoless double beta decay*

- SNO+
- nEXO
- Majorana/Legend

# But this proves that neutrinos have mass...

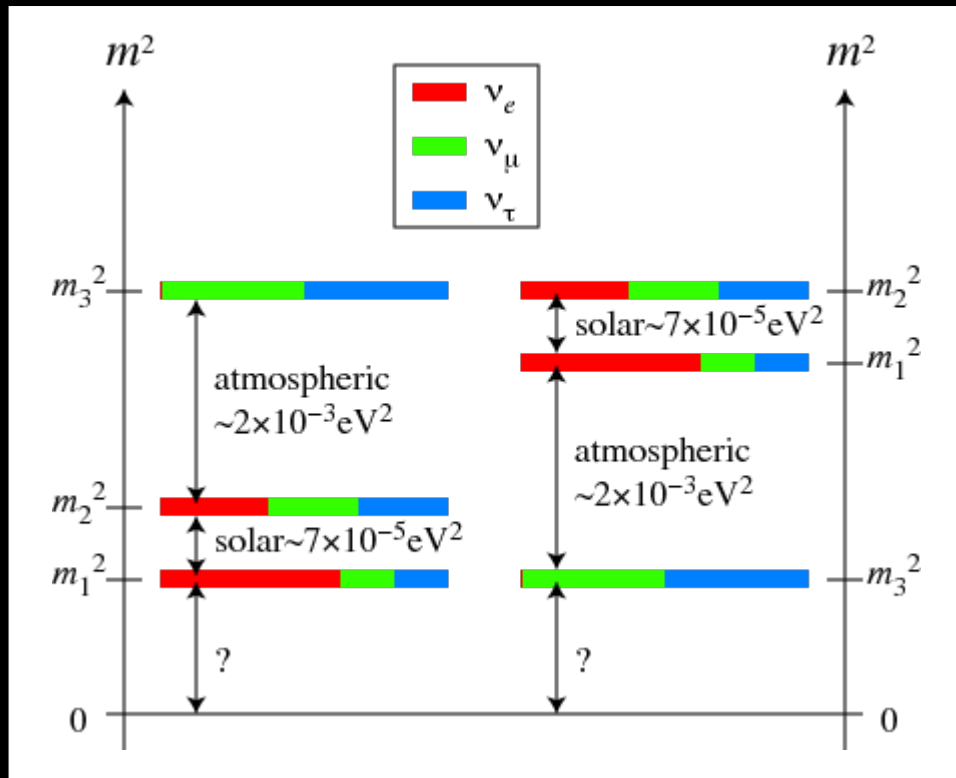
- How are the masses ordered?



Solar experiments have fixed the order between  $m_1$  and  $m_2$

# But this proves that neutrinos have mass...

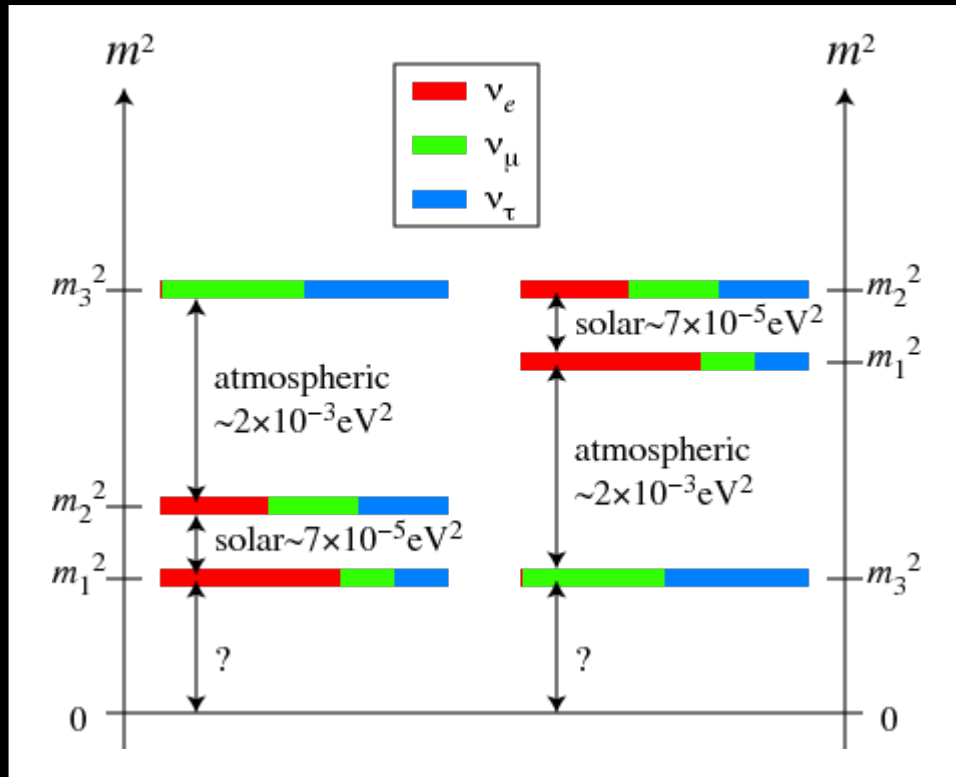
- How are the masses ordered?




# But this proves that neutrinos have mass...

- How are the masses ordered?


*study of differences between neutrino and antineutrino oscillations*



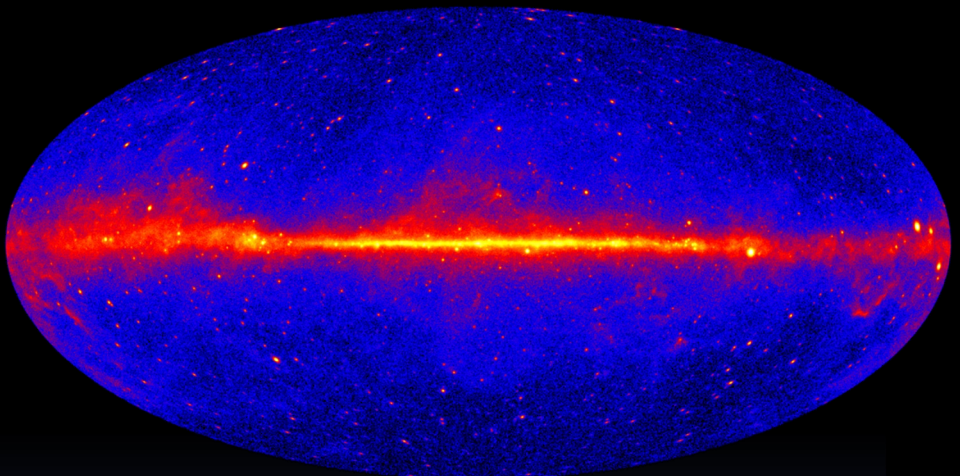
- Is there CP violation in the lepton sector?
- What are the precise values of the neutrino mixing parameters?




**And the story is not over yet!**




Fermi



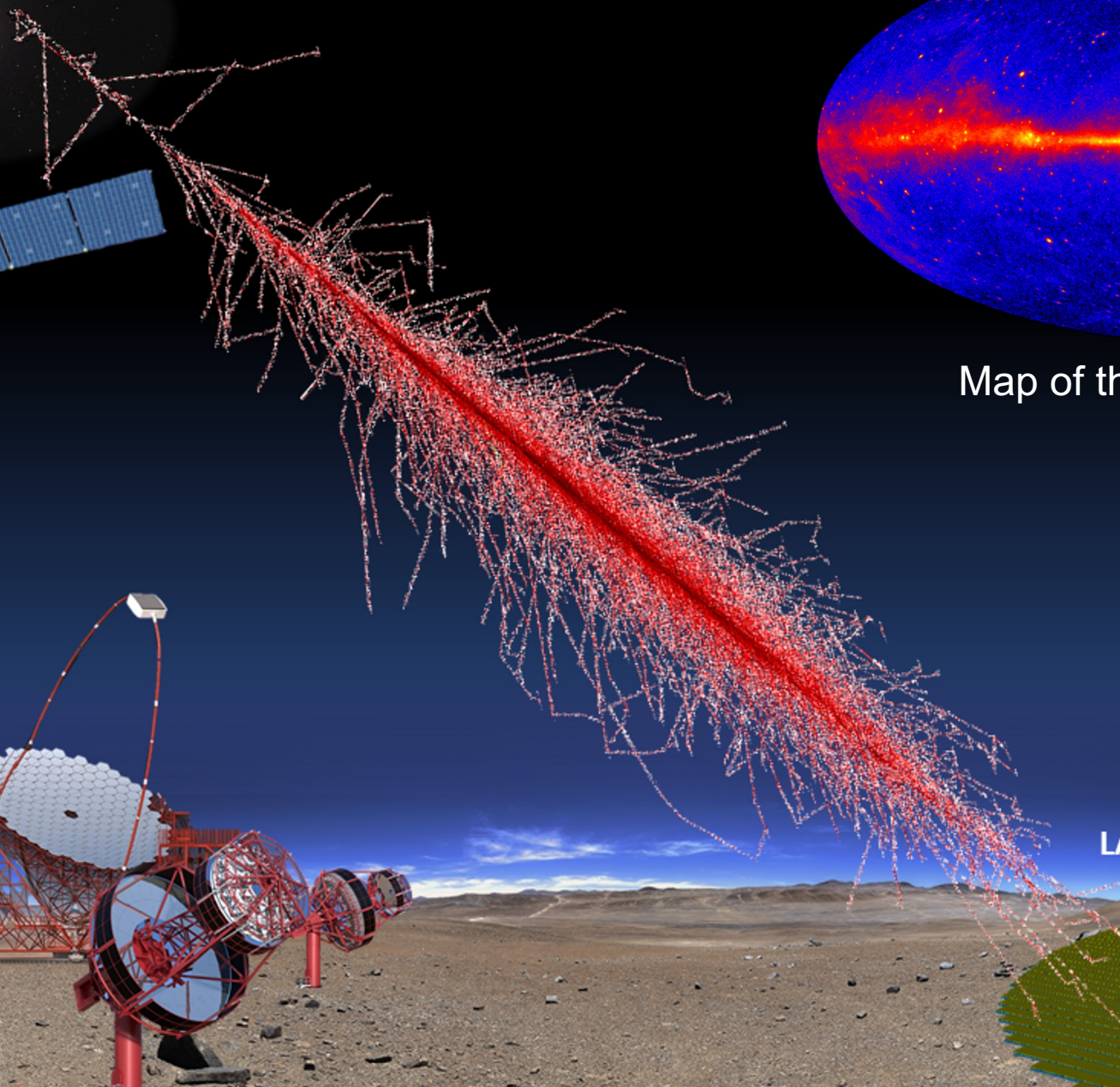
Map of the sky in gamma rays



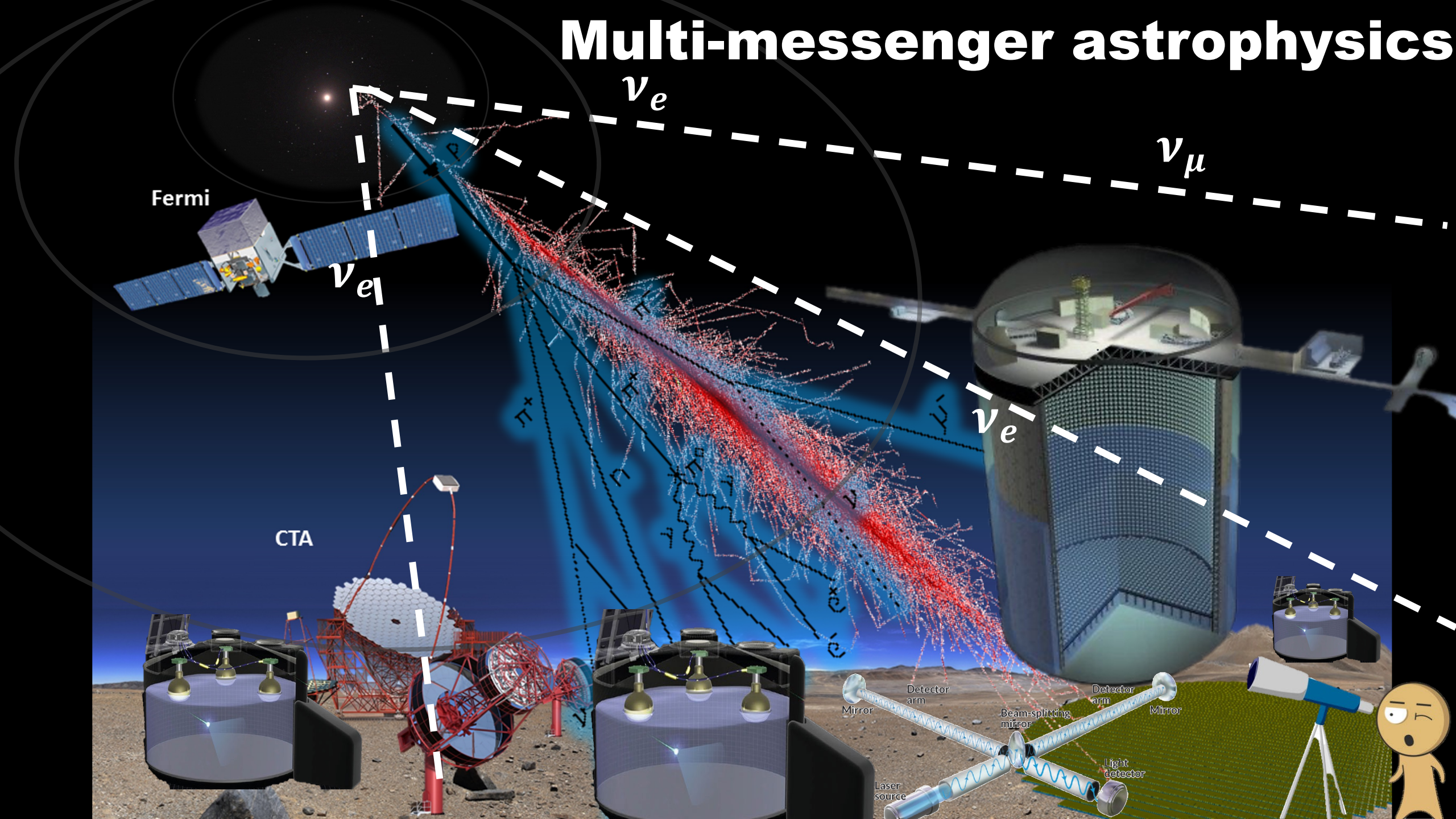
CTA



LATTES



# Multi-messenger astrophysics





# Summary

- Astroparticle physics is the study of fundamental particles travelling through space, particularly those that reach the Earth.
  - Neutrinos
  - Cosmic Rays
  - Gamma Rays
- Use them to answer fundamental questions about our universe.
  - And with the era of multi-messenger physics, research in this field is getting more and more exciting!
- During the workshop you will learn about some of the best, world-renowned experiments in astroparticle physics trying to solve the mysteries of the universe!

A night sky photograph featuring the Milky Way galaxy. The galaxy's band of stars and dust is visible, curving across the frame from the upper left towards the lower right. The background is a deep, dark blue, filled with numerous individual stars of varying brightness. The text "Thank you!" is centered in the image in a bold, white, sans-serif font.

**Thank you!**