



THE UNIVERSITY OF
WINNIPEG

Hyper-Kamiokande

Blair Jamieson <bl.jamieson@uwinnipeg.ca>
on behalf of the Hyper-Kamiokande Collaboration

EIEIOO, ZOOM
May 11, 2020

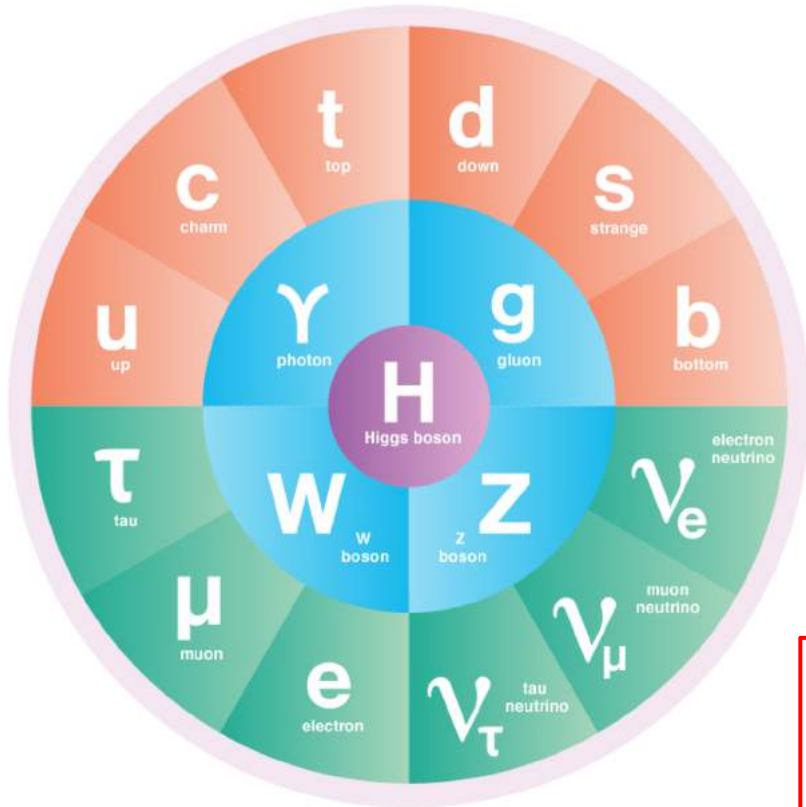
EMPHAT!C



Outline

- Neutrinos
- Hyper-Kamiokande experiment
- Intermediate Water Cherenkov Detector (IWCD)

Standard model and neutrinos



- Neutrinos are neutral, weakly interacting particles
- Three flavors → electron, muon and tau neutrinos
- **Only left-handed neutrinos and right-handed antineutrinos are created in SM processes → massless particles**

- Missing neutrinos → solar neutrino puzzle and atmospheric neutrino problem

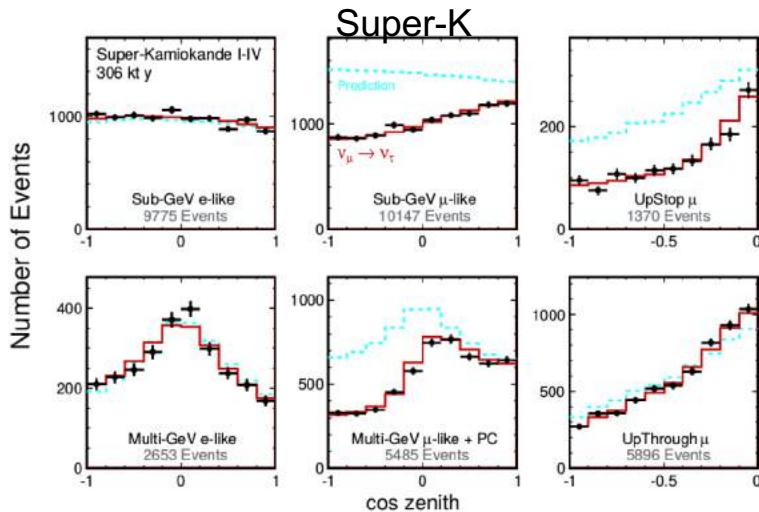


Neutrinos oscillations

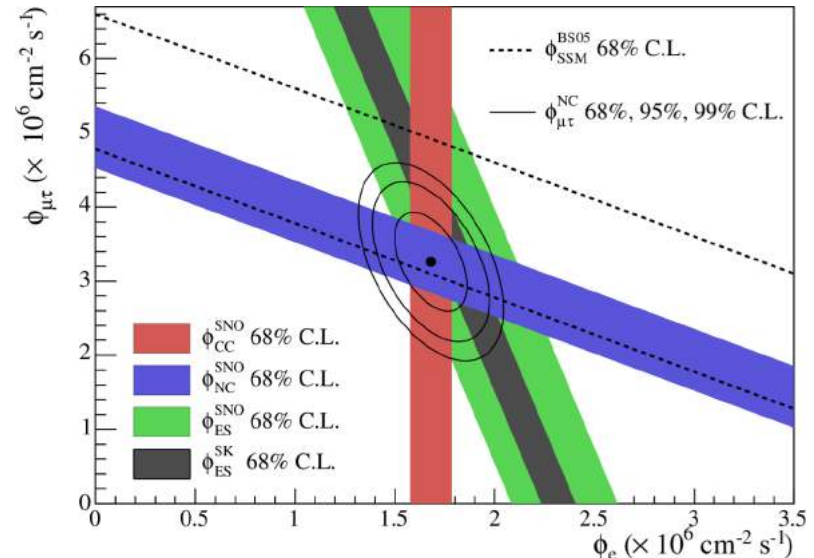


2015. T. Kajita and A.B. McDonald

- Solar neutrino puzzle and atmospheric neutrino problem (solved by SK and SNO)
- Flavor states are not mass eigenstates \rightarrow neutrinos have non-zero mass \rightarrow oscillations (proposed by B. Pontecorvo)



Phys. Rev., D71:112005, 2005



Phys. Rev., C72:055502, 2005.

Neutrino oscillations



- Flavor states α are not mass eigenstates $i \rightarrow$ linear combination of mass states
- After propagation, relative phase between ν_i changes

$$\nu_\alpha = \sum_i U_{\alpha i}^* \nu_i,$$

- For 2 neutrinos
$$P(\nu_\alpha \rightarrow \nu_\beta) = \sin^2 2\theta \sin^2 \left(1.27 \cdot \Delta m_{21}^2 [eV^2] \frac{L [km]}{E [GeV]} \right)$$

squared mass difference
 $m_2^2 - m_1^2$

mixing angle

Neutrino oscillations

- For 3 neutrinos \rightarrow Pontecorvo–Maki–Nakagawa–Sakata (PMNS) matrix

$$\begin{pmatrix} \nu_e \\ \nu_\mu \\ \nu_\tau \end{pmatrix} = \begin{pmatrix} \cos \theta_{12} & \sin \theta_{12} & 0 \\ -\sin \theta_{12} & \cos \theta_{12} & 0 \\ 0 & 0 & 1 \end{pmatrix} \begin{pmatrix} \cos \theta_{13} & 0 & \sin \theta_{13} e^{-i\delta} \\ 0 & 1 & 0 \\ -\sin \theta_{13} e^{i\delta} & 0 & \cos \theta_{13} \end{pmatrix} \begin{pmatrix} 1 & 0 & 0 \\ 0 & \cos \theta_{23} & \sin \theta_{23} \\ 0 & -\sin \theta_{23} & \cos \theta_{23} \end{pmatrix} \begin{pmatrix} \nu_1 \\ \nu_2 \\ \nu_3 \end{pmatrix}$$

“Solar neutrinos” “Atmospheric neutrinos”

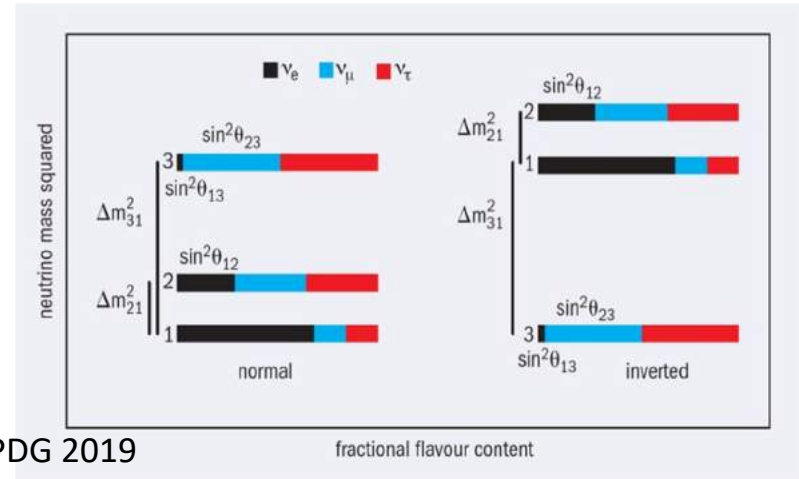
- 3 non zero mixing angles \rightarrow possible CP violation in the lepton sector

$$P(\nu_\mu \rightarrow \nu_e) \neq P(\bar{\nu}_\mu \rightarrow \bar{\nu}_e)$$

Param	bfp $\pm 1\sigma$	3σ range
$\frac{\sin^2 \theta_{12}}{10^{-1}}$	$3.10^{+0.13}_{-0.12}$	2.75 \rightarrow 3.50
$\theta_{12}/^\circ$	$33.82^{+0.78}_{-0.76}$	31.61 \rightarrow 36.27
$\frac{\sin^2 \theta_{23}}{10^{-1}}$	$5.58^{+0.20}_{-0.33}$	4.27 \rightarrow 6.09
$\theta_{23}/^\circ$	$48.3^{+1.2}_{-1.9}$	40.8 \rightarrow 51.3
$\frac{\sin^2 \theta_{13}}{10^{-2}}$	$2.241^{+0.066}_{-0.065}$	2.046 \rightarrow 2.440
$\theta_{13}/^\circ$	$8.61^{+0.13}_{-0.13}$	8.22 \rightarrow 8.99
$\delta_{CP}/^\circ$	222^{+38}_{-28}	141 \rightarrow 370
$\frac{\Delta m_{21}^2}{10^{-5} \text{ eV}^2}$	$7.39^{+0.21}_{-0.20}$	6.79 \rightarrow 8.01
$\frac{\Delta m_{32}^2}{10^{-3} \text{ eV}^2}$	$2.449^{+0.032}_{-0.030}$	2.358 \rightarrow 2.544

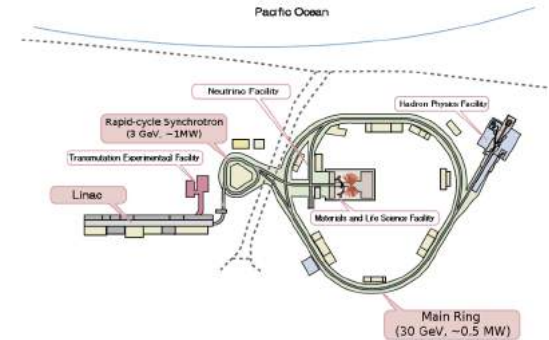
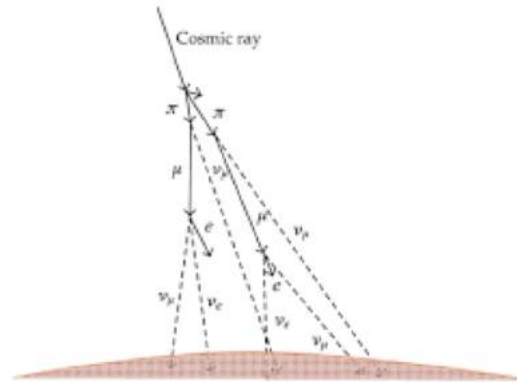

Open questions:

- CP violation
- Mass hierarchy
- θ_{23} octant



Neutrino sources

- Solar neutrinos
- Reactor neutrinos
- Atmospheric neutrinos
- **Accelerator neutrinos**



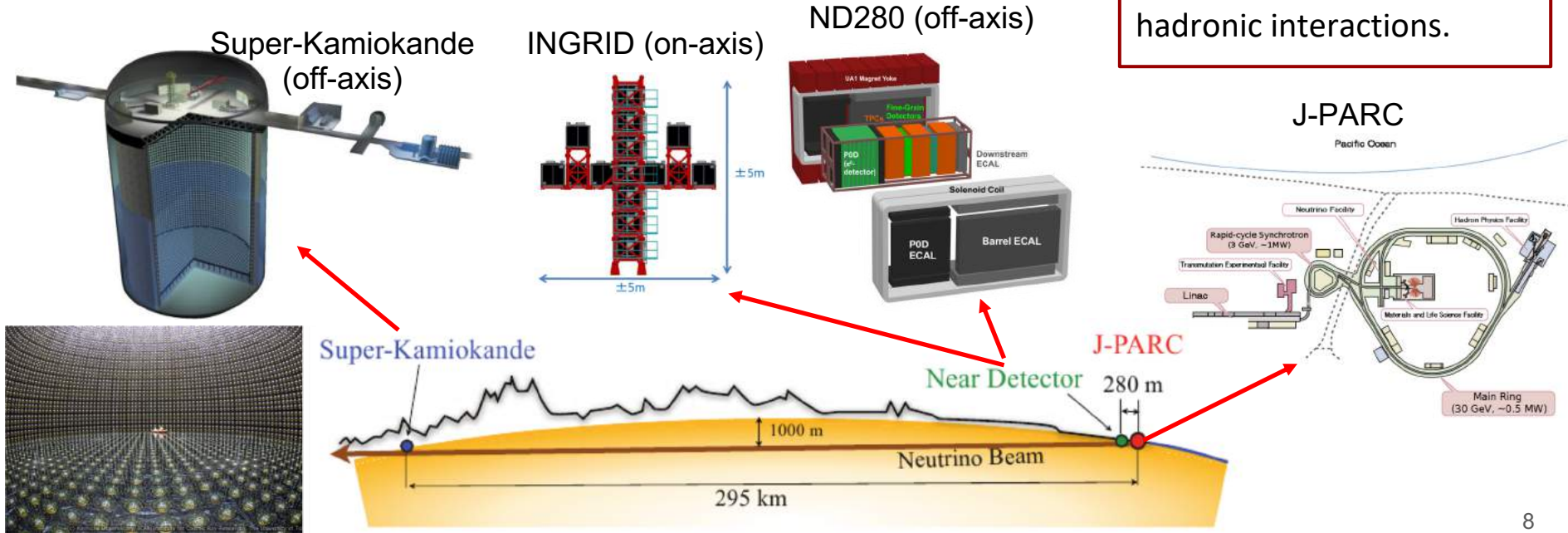
How accelerator-based long baseline experiments work?

- Example: Tokai to Kamioka (T2K) in Japan

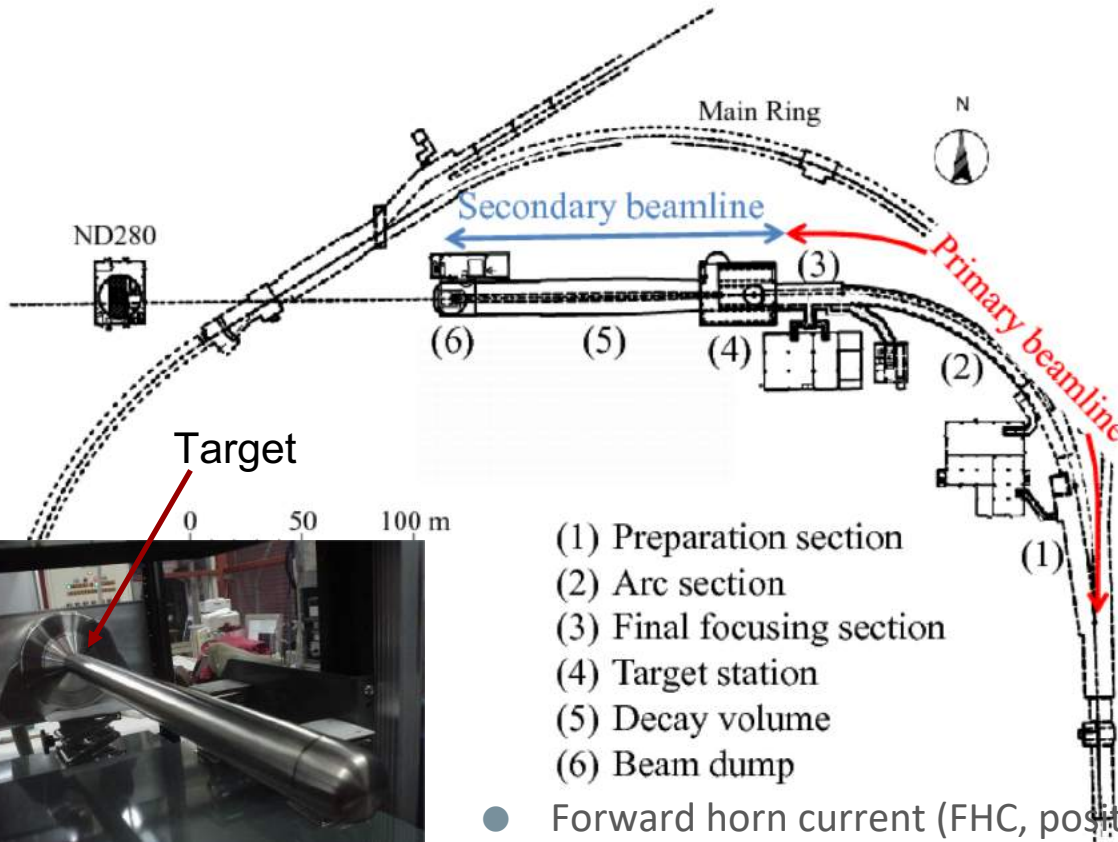
Far detector for measuring neutrinos after oscillations.

Near detectors for measuring neutrinos before oscillations.

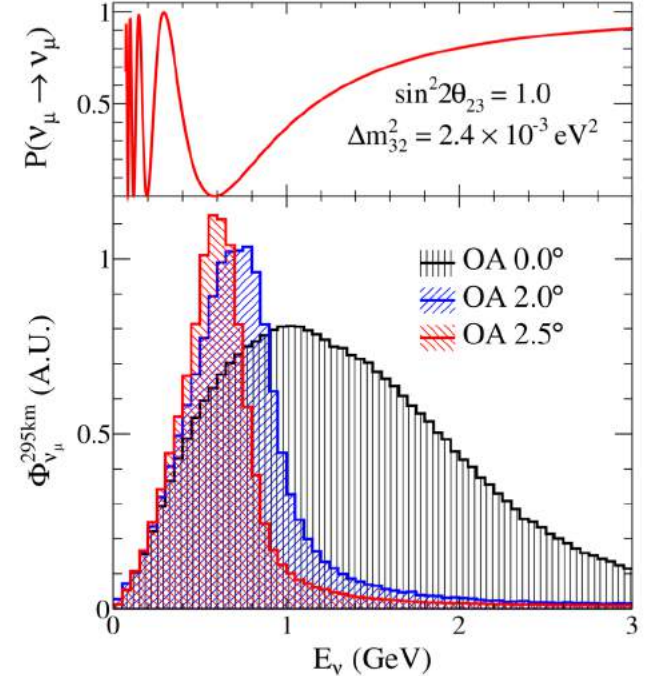
Neutrinos are decay products of pions, kaons and muons created in hadronic interactions.



Hyper-K neutrino beamline



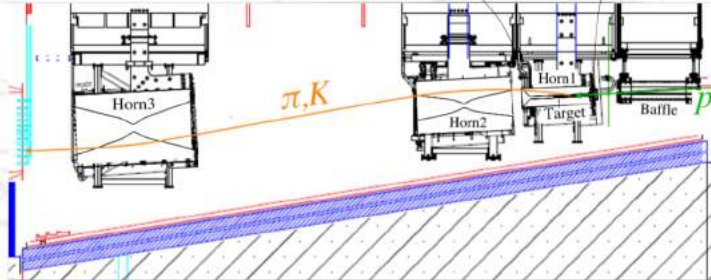
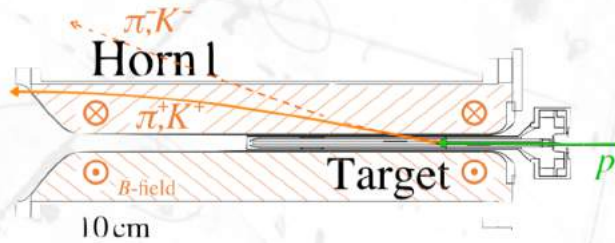
Off-axis method



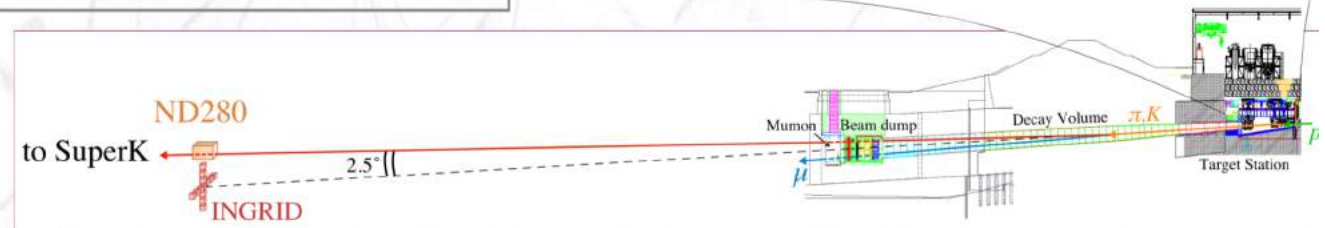
Neutrino beam



- 3 Horns system with 250 kA current sinusoidal $\sim 3\text{ms}$ pulse.
- Forward (neutrino enhanced) and Reversed (anti-neutrino enhanced) modes.
- The beam is slightly tilted towards the earth.



planned upgrade to reach 320kA
 $\rightarrow +\sim 20\%$ ν flux



How accelerator-based long baseline experiments work?

Rate in the near detector $\rightarrow N_{ND}(E_\nu) \propto \Phi_{ND} * \sigma_{ND} * \epsilon_{ND}$

Rate in the far detector $\rightarrow N_{FD}(E_\nu) \propto \Phi_{FD} * \sigma_{FD} * P_{osc} * \epsilon_{FD}$

Flux \uparrow (points to Φ_{ND} and Φ_{FD})

Neutrino cross-section \uparrow (points to σ_{ND})

Detector response \uparrow (points to ϵ_{ND})

Oscillation (survival or appearance) probability \uparrow (points to P_{osc})

Oscillation measurements:

1. Measure rate in the near detector
2. Extrapolate to the far detector
3. Calculate far/near ratio
4. Fit PMNS model
5. Win Nobel prize

Easy?

Not so easy :(

$$N_{ND}(E_\nu) \propto \Phi_{ND} * \sigma_{ND} * \epsilon_{ND}$$

Near detector sees line neutrino source (target + decay tunnel).
Far detector sees point neutrino source.

Target materials in near and far detectors are not necessarily the same.

Neutrino energy spectra is different in the far detector.

Nuclear effect are biasing neutrino energy reconstruction.

Detector response is different. Final state interactions, pions re-interacting in the detector.

$$N_{FD}(E_\nu) \propto \Phi_{FD} * \sigma_{FD} * P_{osc} * \epsilon_{FD}$$



Current experiments (T2K, NOvA) are limited by statistics!

Next generation of neutrino experiments

- Hyper-Kamiokande → long baseline neutrino and nucleon decay experiment
 - Atmospheric, Solar, supernova, **accelerator neutrinos**
 - Nucleon decays and BSM searches
 - **Recently funded by the Japanese government**
 - **Construction starts in April 2020**
 - **Data-taking start: 2027**
- DUNE (not covered in this talk)

Beam power 2.5x + 8x fiducial mass →
20x stat. compared to T2K

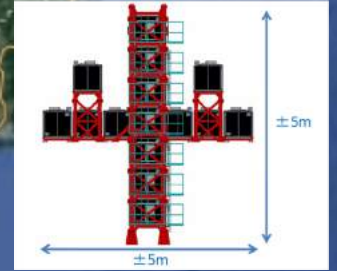
Far detector (off-axis 2.5°)



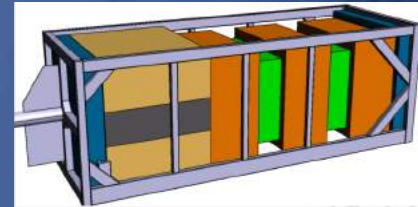
Intermediate Water
Cherenkov detector

~1 km

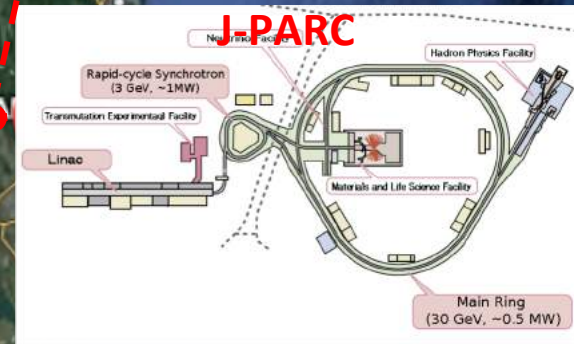
INGRID (on-axis)



ND280 (off-axis)



J-PARC



295 km

280 m




HyperK-Canada group

- **~40 collaborators (including co-op students)**
- **University of Victoria**
- **TRIUMF**
- **British Columbia Institute of Technology**
- **University of Regina**
- **University of Winnipeg**
- **York University**
- **Carleton University**



Far detector - Water Cherenkov Detector



	SK	HK
Site	Mozumi	Tochibora
# PMTs (ID)	11129	40000*
# PMTs (OD)	1885	15000
Photo-coverage	40%	40%*
Mass [kton]	50	237
Fiducial mass [kton]	22.5	187





8 times larger fiducial mass than SK



*Depends on the international contribution

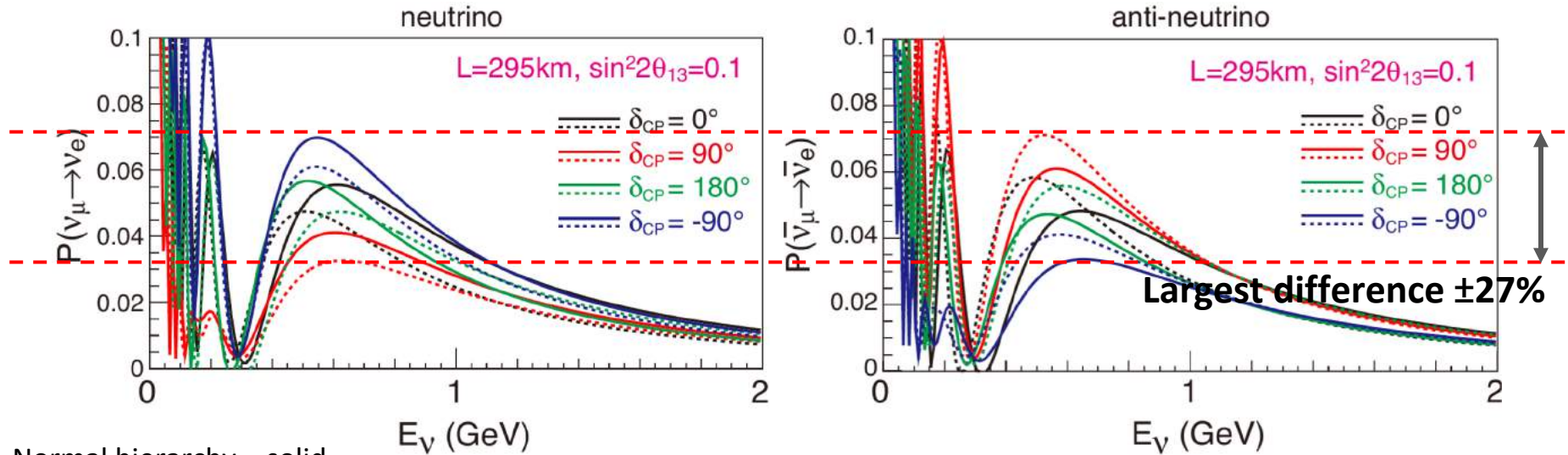
Water Cherenkov Detectors

- Neutrinos interact and produce leptons (and other particles)
- Charged particles that travel faster than speed of light in water \rightarrow Cherenkov radiation
- Vertex position determined from timing
- Ring size + vertex position \rightarrow Cherenkov angle \rightarrow particle momentum
- PID (electron or muon) \rightarrow “fuzziness” of the ring (electron multiple scattering)



CPV measurement

- CP violation can be measured by observing differences between ν_e and anti- ν_e appearance in the accelerator based long-baseline neutrino beam



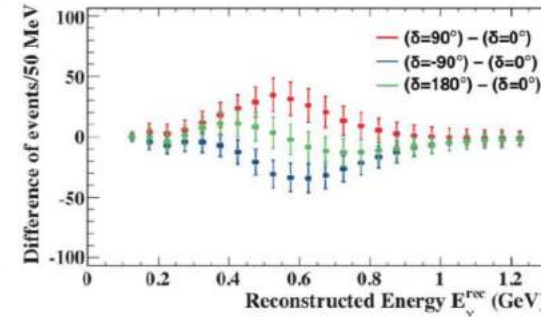
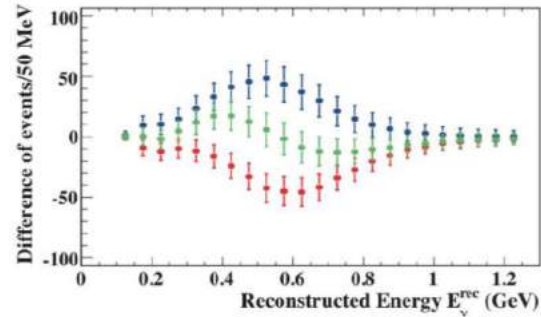
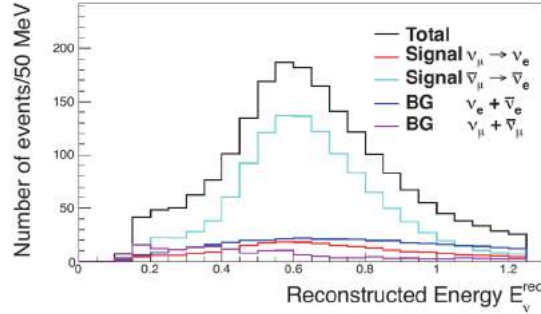
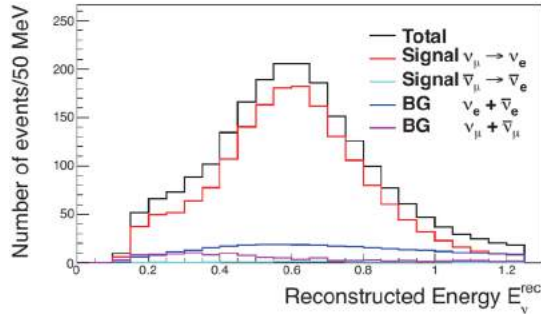
Normal hierarchy = solid
Inverted hierarchy = dashed

Appearance probability depends on the CP phase

CPV measurement - rates

Appearance ν mode

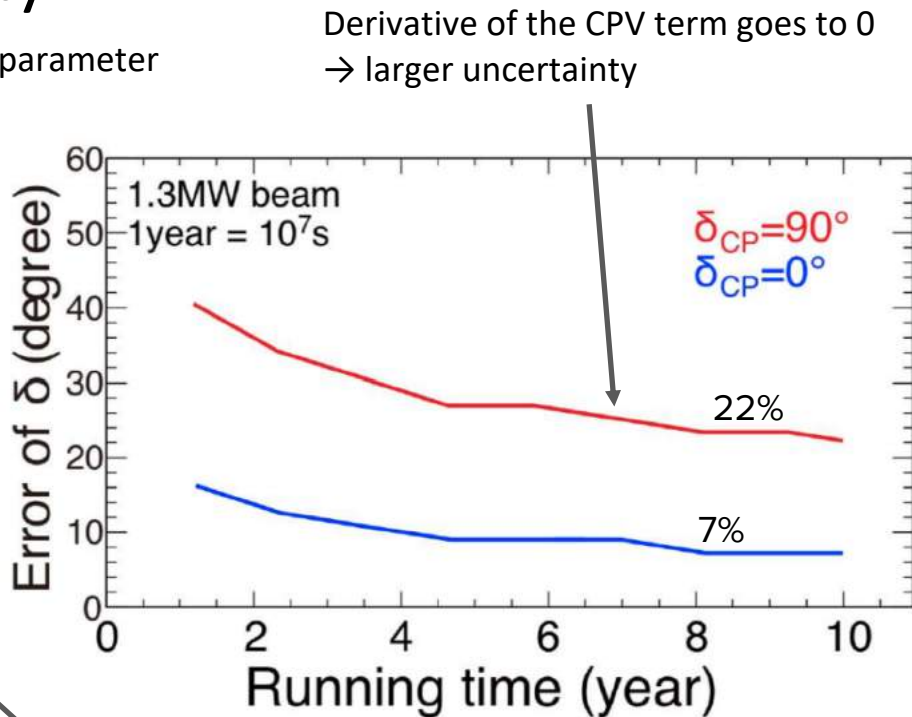
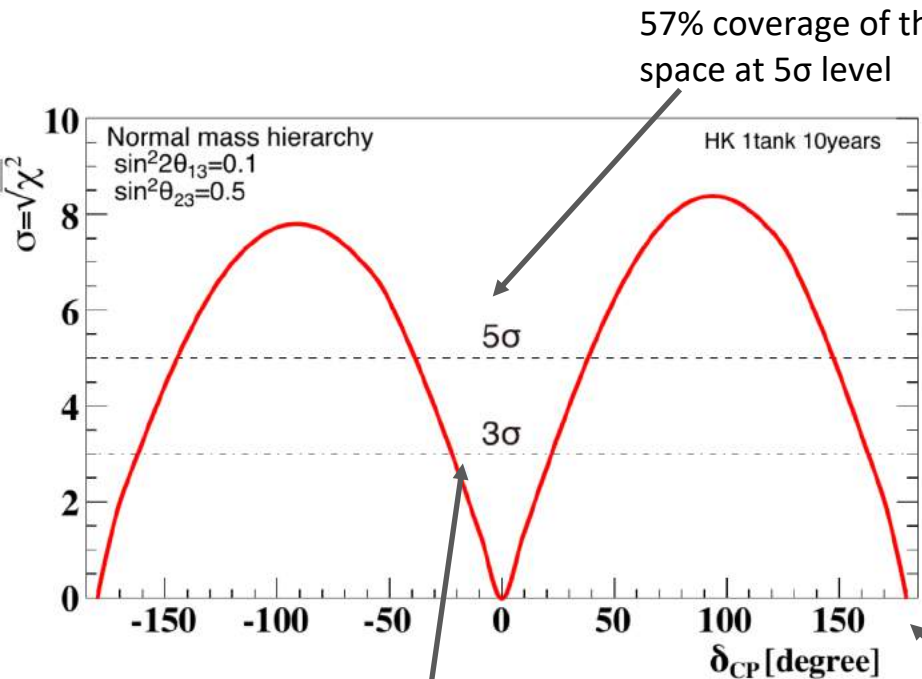
Appearance $\bar{\nu}$ mode



- 10 years of data-taking
- 2.7×10^{22} POT
- Fully contained events with vertex in the fiducial volume
- $\nu/\text{anti-}\nu$ mode = $\frac{1}{3}$
- Normal hierarchy, $\delta_{CP} = 0$
- **3.2% statistical uncertainty on the CPV measurement**

	$\nu_{\mu} \rightarrow \nu_e$	anti- $\nu_{\mu} \rightarrow$ anti- ν_e	Beam cont.	NC	ν_{μ} and anti- ν_{μ}
ν mode	1643	15	259	134	7
anti- ν mode	206	1183	317	196	4

CPV measurement - sensitivity



Assuming 3% systematic uncertainty

Systematic uncertainties

- Systematic uncertainties need to be reduced to 3% level (comparable to statistical uncertainty)
- Current uncertainty is ~6%
- Dominated by $\sigma(\nu_e)/\sigma(\text{anti-}\nu_e)$

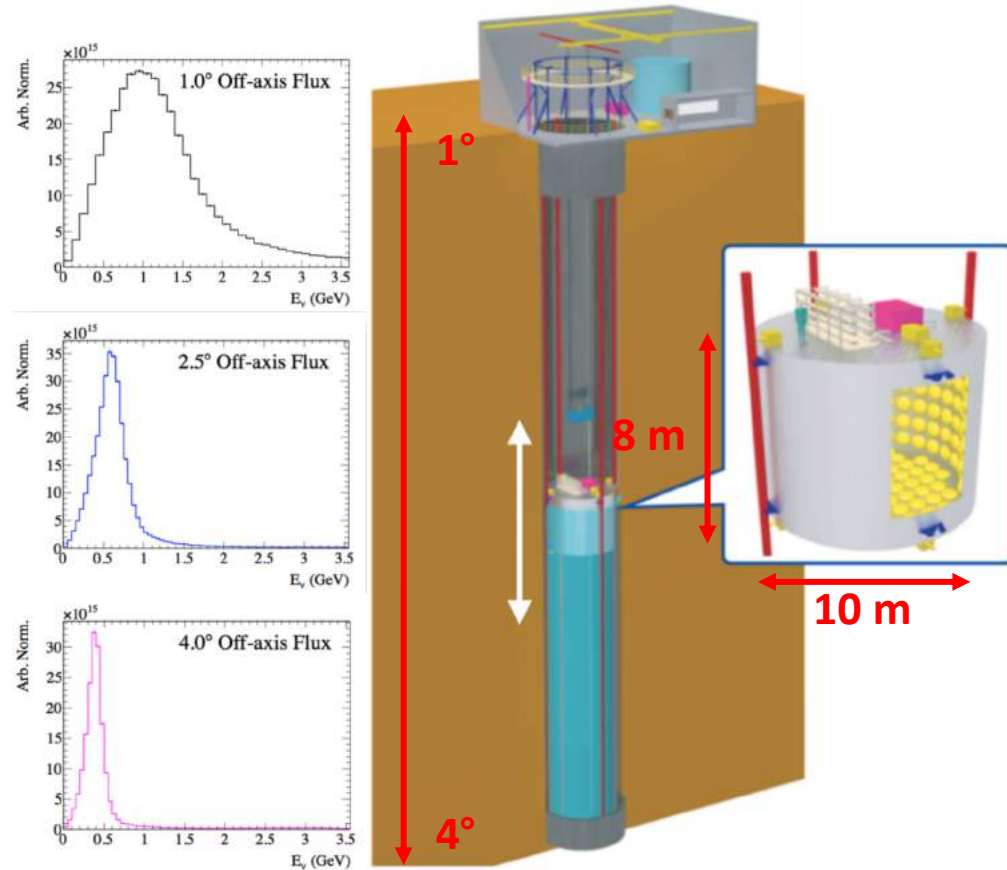
	Uncertainty [%]
Detector (+ FSI + SI + PN)	2.16
Flux + ND280 cross-section constraint	2.31
Unconstrained cross-section	5.21
Total	6.09

Current T2K uncertainties
(for the CPV measurement)

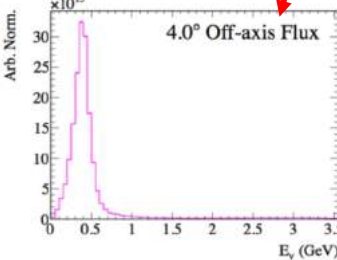
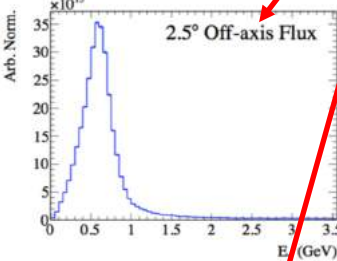
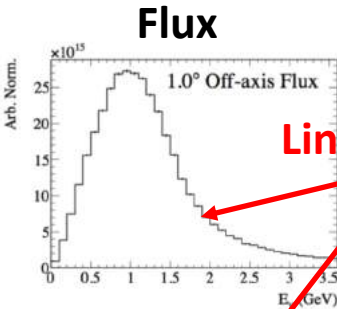
Dominated by $\sigma(\nu_e)/\sigma(\text{anti-}\nu_e)$
3% and nucleon binding
energy systematics

Intermediate Water Cherenkov detector (IWCD)

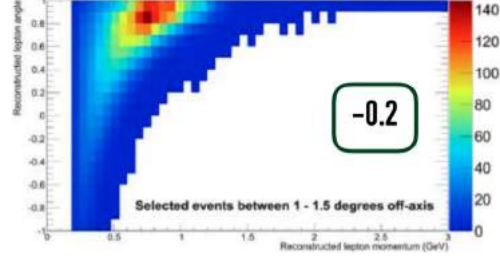
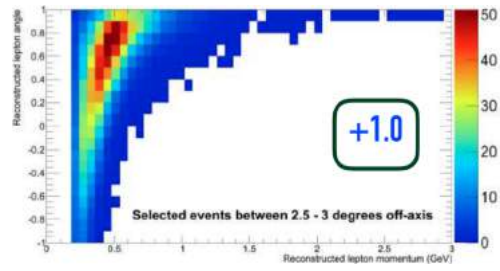
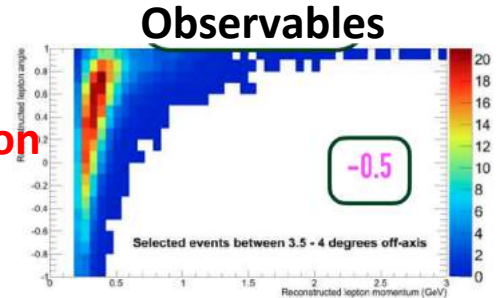

- Water Cherenkov detector in a vertical pit
- ~ 1 km from the neutrino source
- Different off-axis angles \rightarrow access to different neutrino energies
- Linear combination technique



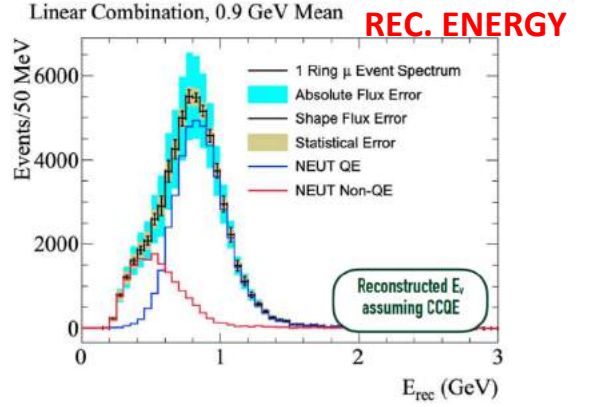
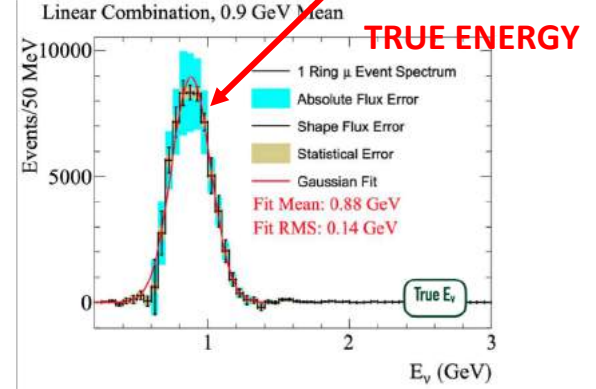
Intermediate Water Cherenkov detector (IWCD)



Linear combination

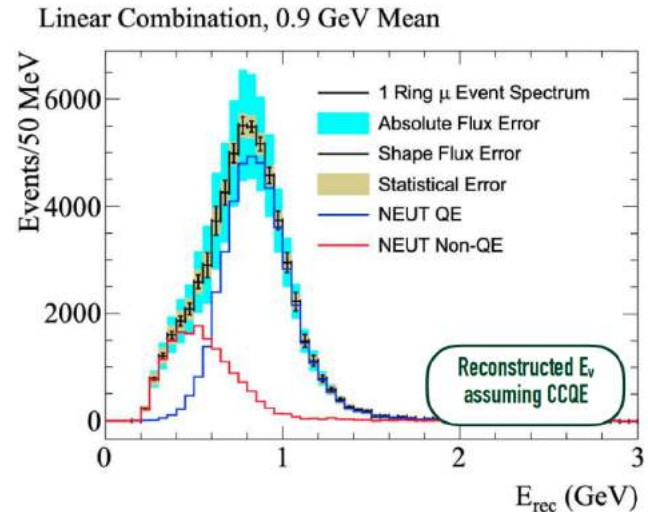
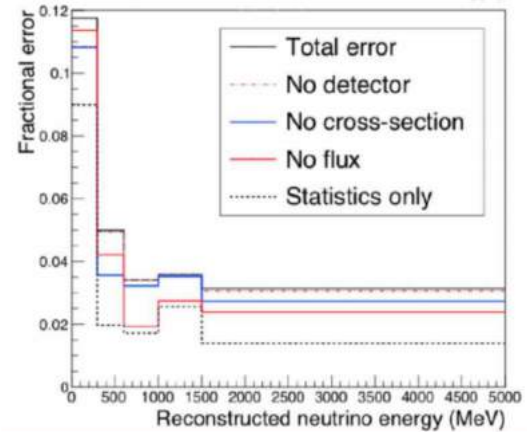
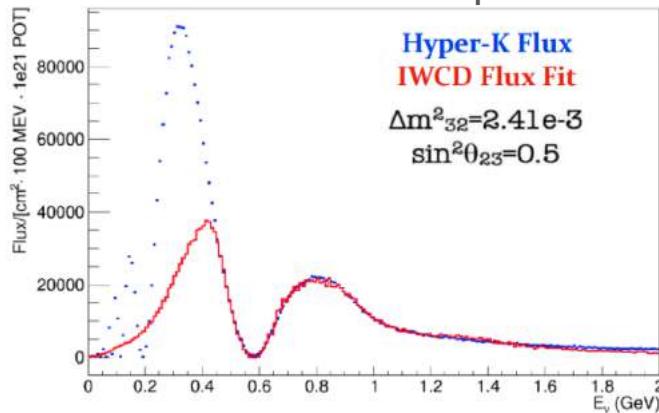


Pseudo-monochromatic neutrino beam



Potential IWCD measurements

- Measurement of the electron (anti)neutrino cross-section in water by using intrinsic (anti) ν_e contamination in the neutrino beam
- Constraining non-CCQE interactions
- Constraining multi-nucleon effects
- Reproduce far detector oscillated spectra

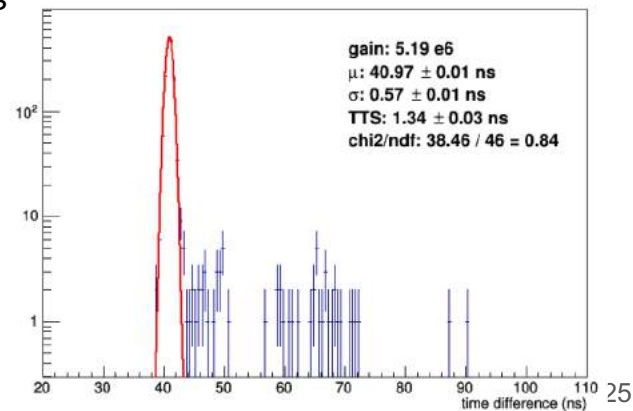
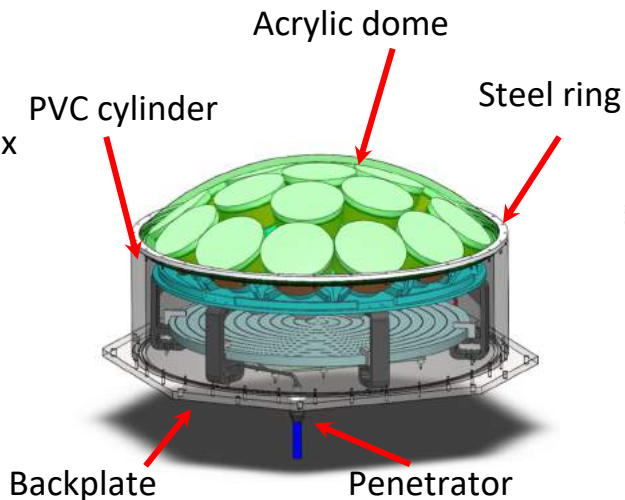
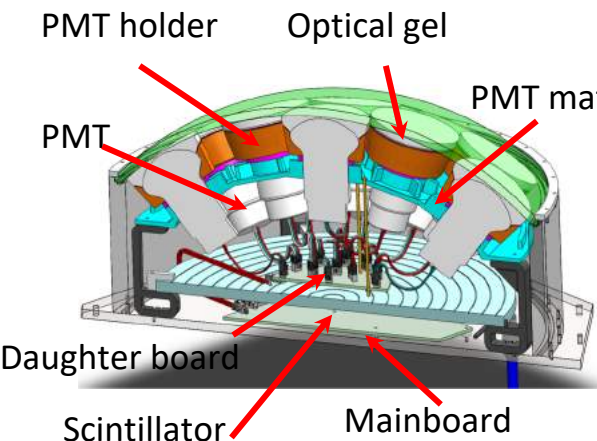


R&D for IWCD: multi-PMT

- 20" PMTs used in SK or HK cannot be used in IWCD
- Based on KM3NeT design (optimized for water tank)
- First prototype built recently at TRIUMF
- 19 Hamamatsu R14374 8 cm PMTs
- Less photo-coverage but improved vertex resolution
- **~500 mPMTs in IWCD**

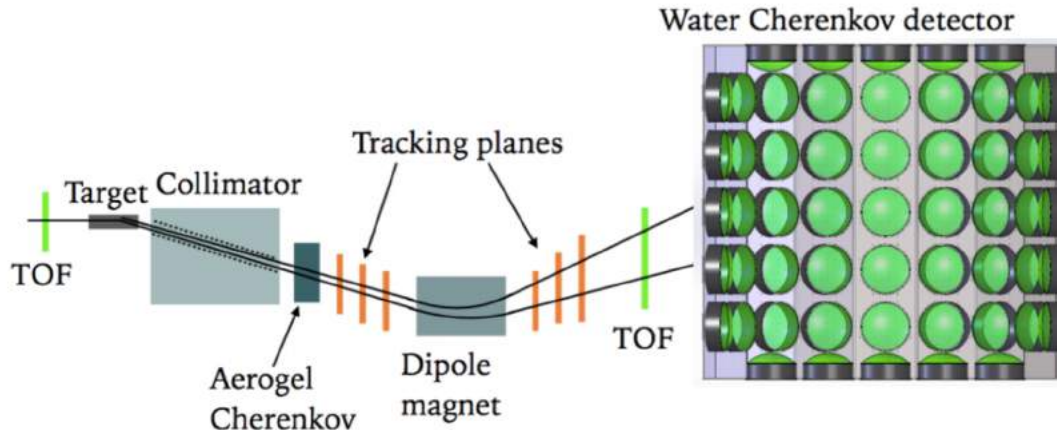


hama_r14374_bc0032_m1159v_pos2_25c_0



Water Cherenkov Test Experiment

- IWCD will suffer from similar systematics effects as the HyperK far detector
 - Cherenkov light profile, pion interactions, electron-gamma separation, ...
- Smaller version of IWCD will be placed in the electron and hadron beam at CERN (scheduled for 2022)
- Full characterization of the detector
- Data can be used as a training sample in deep learning



Conclusions

- Open questions in neutrino oscillation physics → CP violation, mass hierarchy, θ_{23} octant
- Next generation of experiment will be limited by systematics
- Hyper-Kamiokande → next generation neutrino and nucleon decay experiment
 - Potential for CP violation discovery
- IWCD is crucial for achieving desired sensitivity in HyperK
- HyperK-Canada group is working on:
 - mPMT development
 - Water Cherenkov Test Experiment
 - Water Cherenkov calibration
 - Machine learning for water Cherenkov detectors
 - EMPHATIC hadron production experiment

T2K Paper

- Free link to the paper:


<https://rdcu.be/b3Aq6>



Me at J-PARC (Tokai)



Me at Super-Kamiokande



Thank you for your
attention!

Me at T2K ND280 near detector



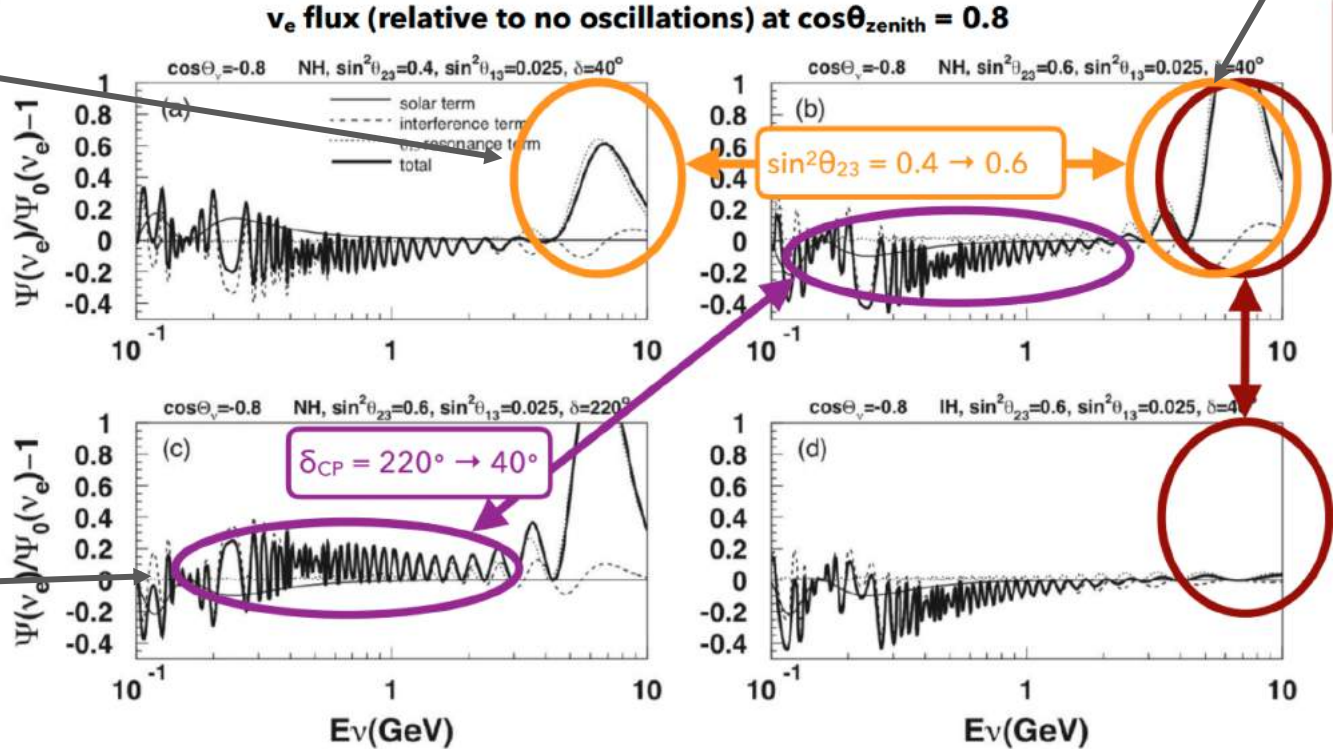
BACKUP

Atmospheric neutrinos

- Sensitive to CPV, mass hierarchy and θ_{23} octant

Matter effect creates resonance in multi-GeV region \rightarrow present for NH

Size of the resonance is affected by $\sin^2\theta_{23}$



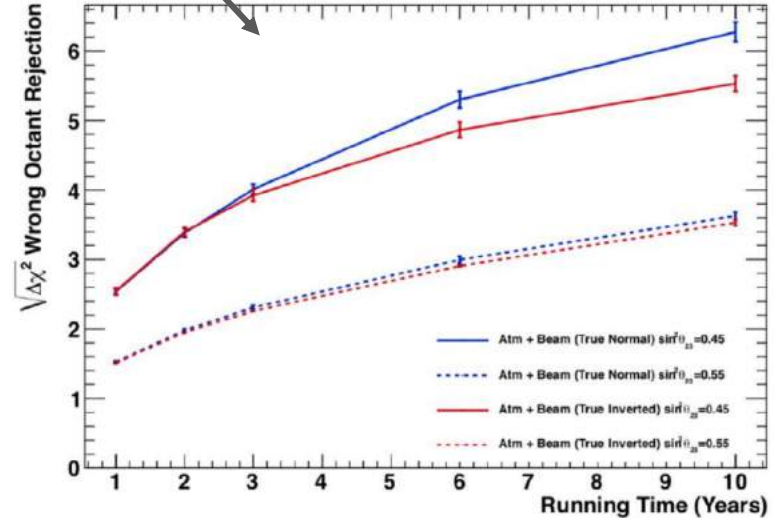
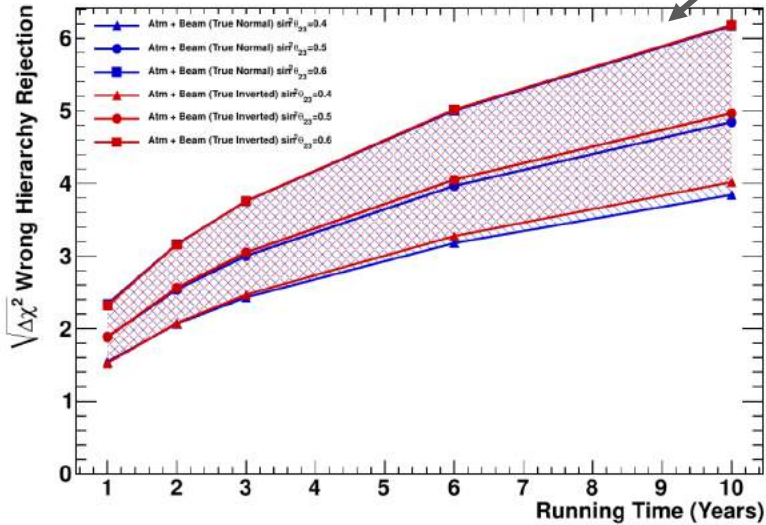
Sub-GeV region is sensitive to CPV

Mass hierarchy and θ_{23} octant sensitivity

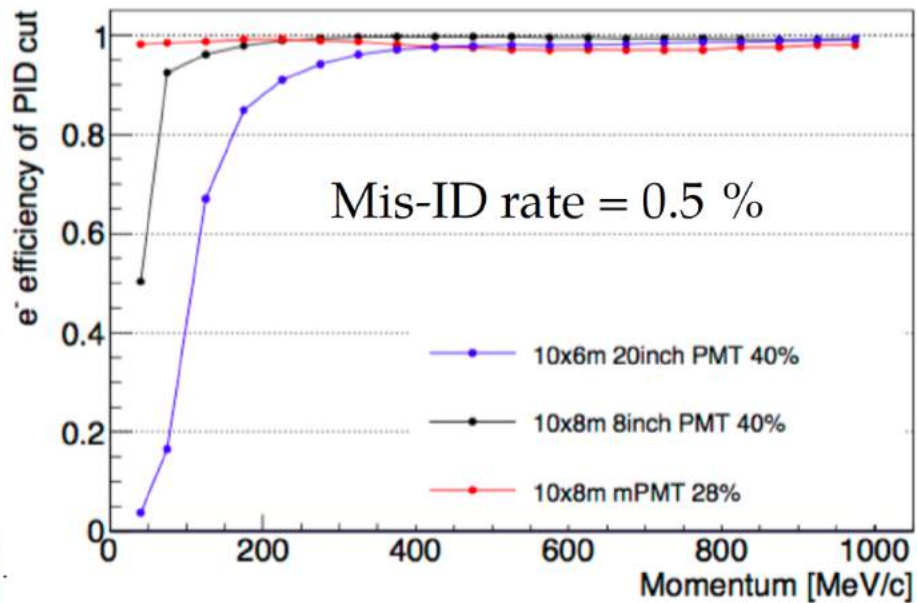
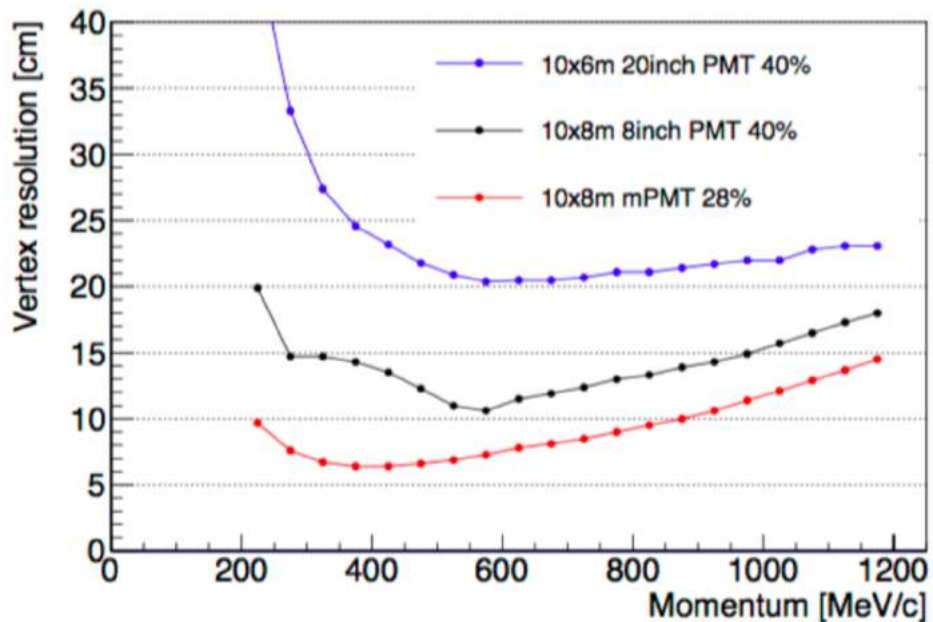
Wrong hierarchy rejection at 3σ level for all θ_{23} values

Combined beam + atmospheric neutrinos

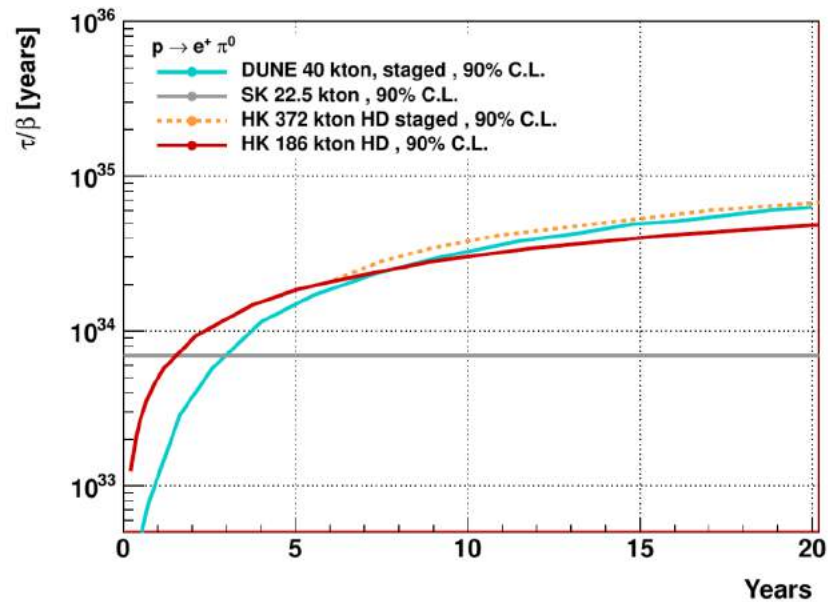
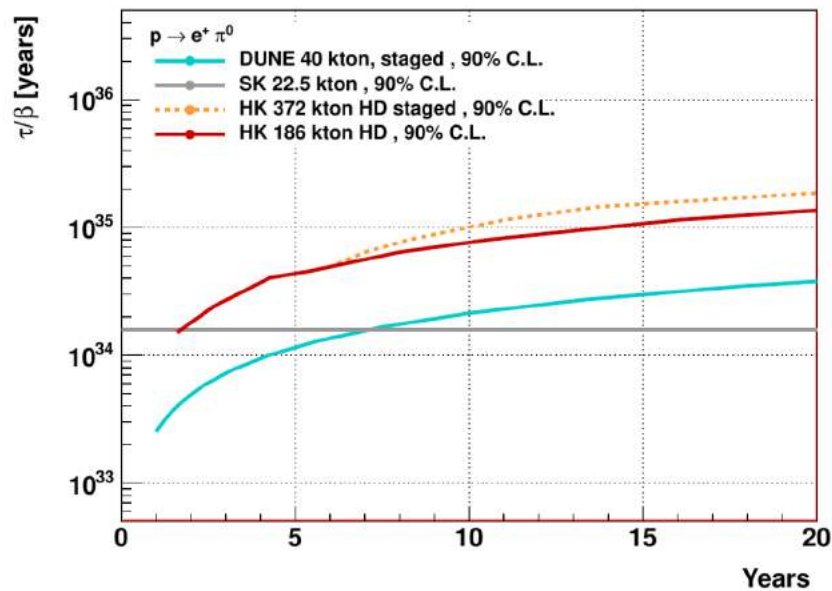
Wrong octant rejection at 3σ level for $|\theta_{23}-45| > 2.3^\circ$



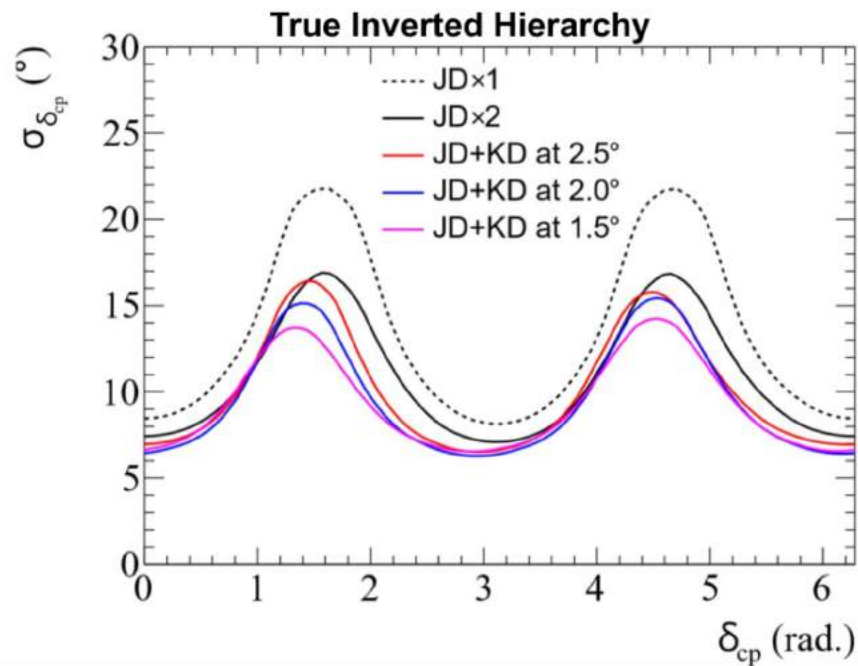
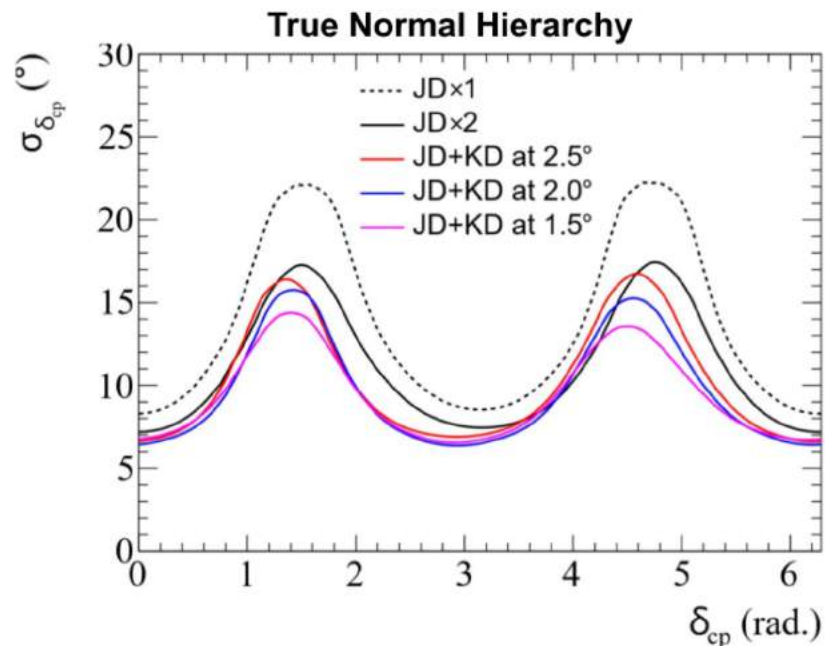
mPMT



Nucleon decays



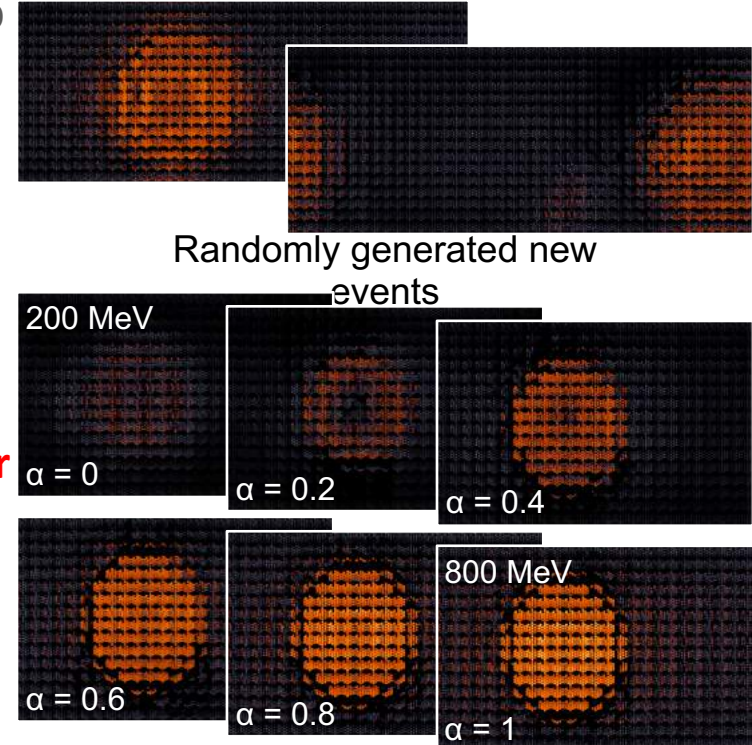
Second tank in Korea



Machine Learning



- Machine learning workshop at UVIC → formation of **Water Cherenkov Machine Learning (WatChMal)** group
 - In cooperation with Wojtek Fedorko (data scientist at TRIUMF)
- Using machine learning for PID and event reconstruction
- Convolutional Neural Networks (CNNs) for PID
 - **e- γ separation → impossible with traditional methods**
 - Preliminary study with CNNs → **73% γ rejection for 80% e signal efficiency**
- Variational autoencoders → generative models based on data → no model dependence systematics



The leading author is Abhishek Abhishek, a coop student from Manitoba

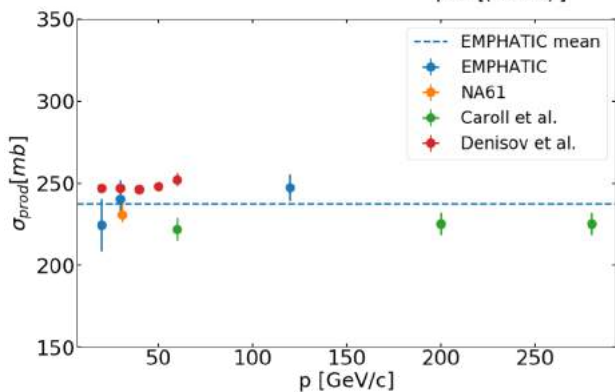
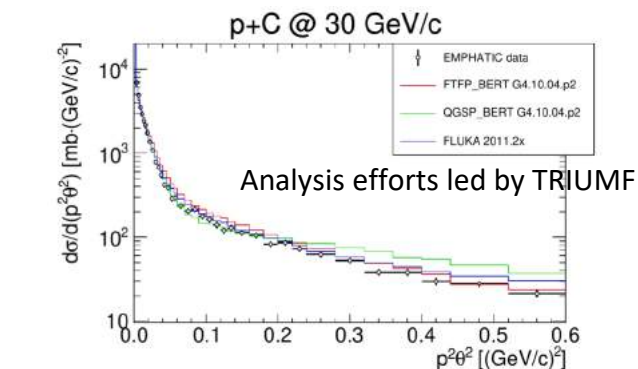
→ [arXiv:1911.02369](https://arxiv.org/abs/1911.02369) [physics.ins-det]

EMPHATIC

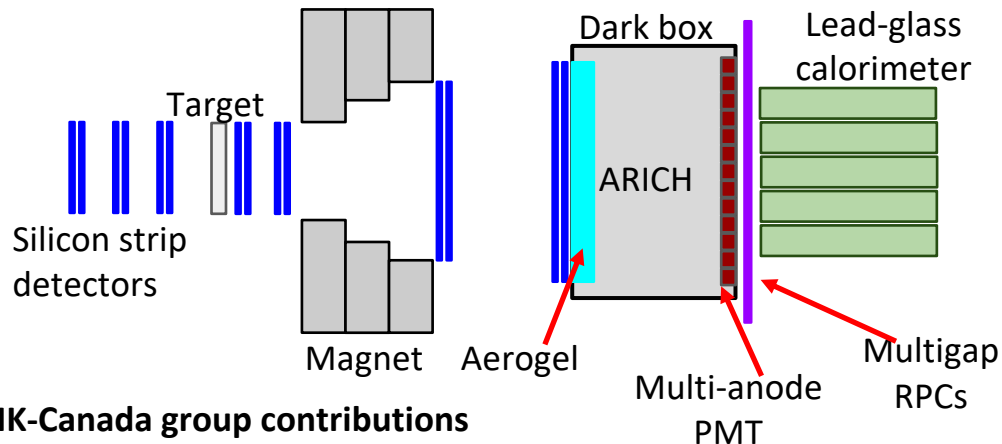
(Experiment to Measure the Production of Hadrons At a Testbeam in Chicagoland)

- **Approved by Fermilab PAC**

- Preliminary results from the test run in 2018 were presented in Fermilab JETP seminar



- ~~Next run April 1-20 2020~~



HK-Canada group contributions

- Small permanent magnet (150 mrad)
- ARICH v1 (prototype currently being tested at TRIUMF)
- DAQ software, reconstruction, calibration and MC simulation

