Higgs boson production and decay rate measurements with the ATLAS experiment

Kyle Amirie
(University of Toronto)
on behalf of the ATLAS collaboration

Lake Louise Winter Institute 2026
March 2nd, 2026

Higgs production and decay

Nature 607 52 (2022) || arXiv:2207.00092

Production modes

Gluon-gluon fusion (ggF)
~87%

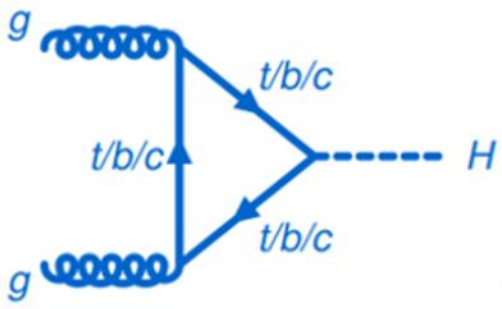

Vector-boson fusion (VBF)
~7%

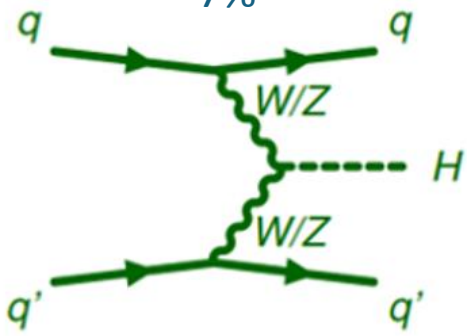

Associated production with a vector boson (VH)
~4%

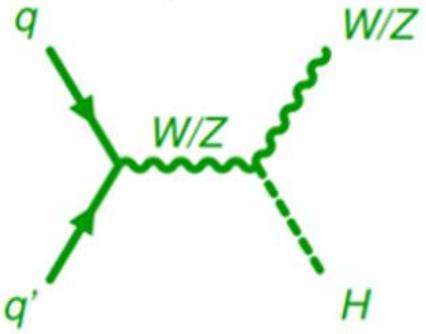

Associated production with one or two quarks (tH, $t\bar{t}$H, $b\bar{b}$H)
~2% ~0.05%

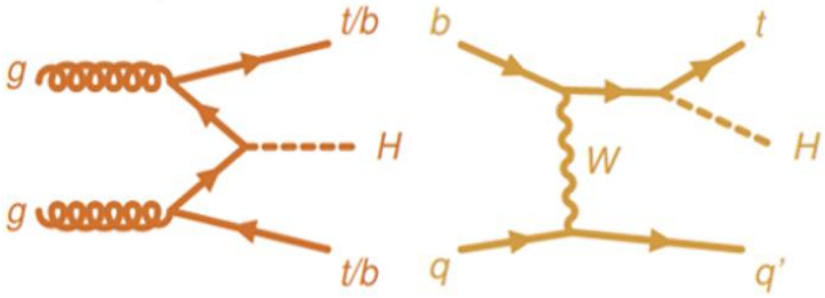

Decay modes

$H \to b\bar{b}$, $H \to c\bar{c}$
~58% ~3%

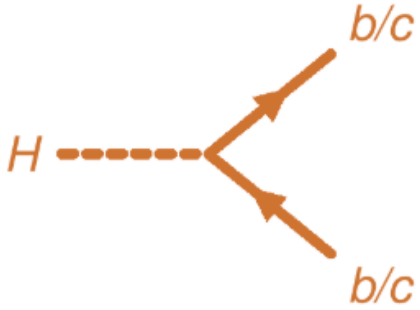

$H \to WW^*$, $H \to ZZ^*$
~22% ~3%

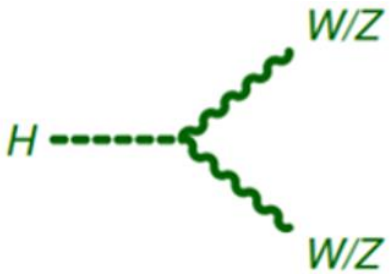

$H \to \tau^+\tau^-$, $H \to \mu^+\mu^-$
~6% ~0.02%

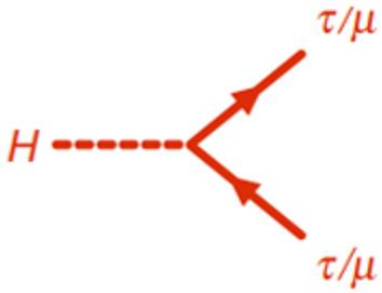

$H \to \gamma\gamma$, $H \to Z\gamma$
~0.2% ~0.2%

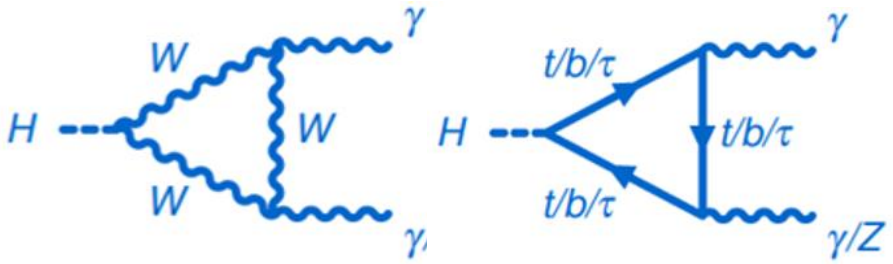

Run 2, Run 3, and Run 2+3 at ATLAS

- Most Run 2 studies now published ($\sqrt{s} = 13$ TeV).
- Run 3 data collection finishes this year ($\sqrt{s} = 13.6$ TeV).
- Partial Run 3 studies (2022-2024, up to 165 fb^{-1}, highlighted) starting to reach publication.
- Including results combining the two runs!

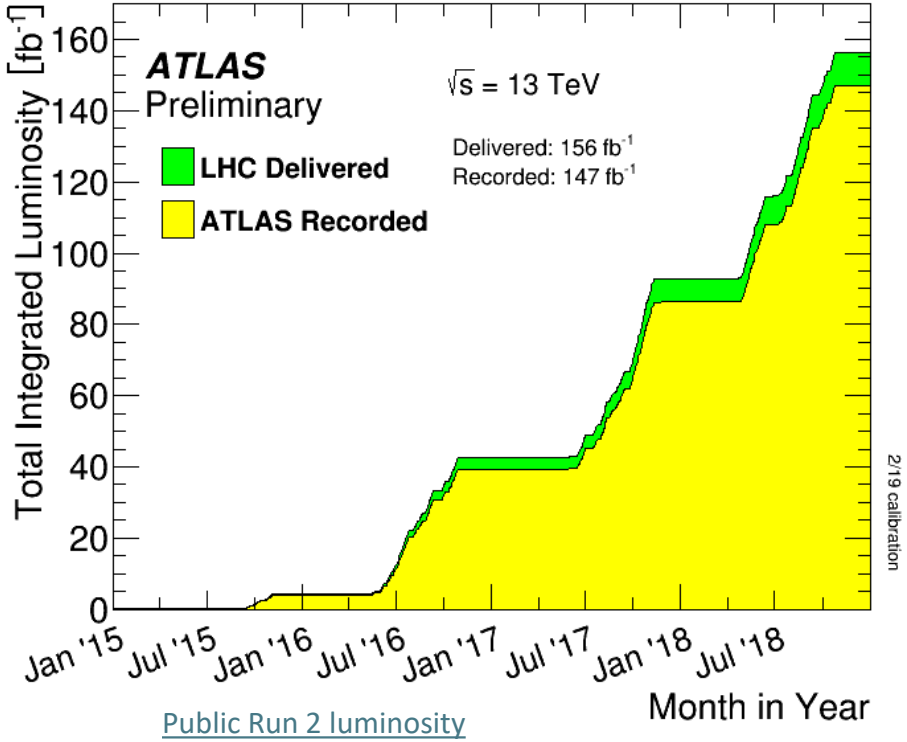

Public Run 2 luminosity

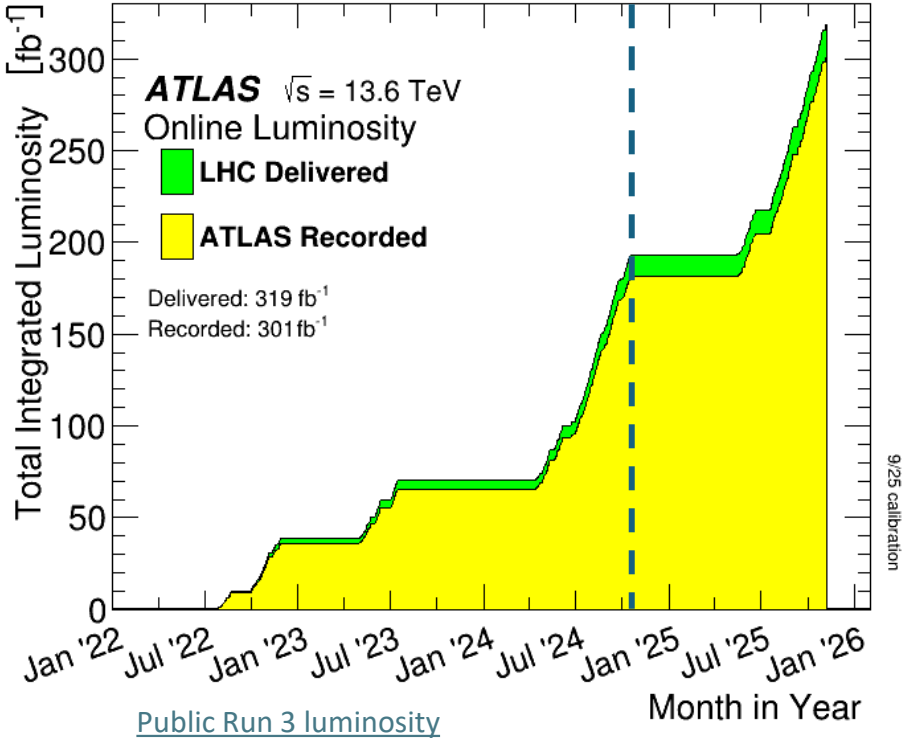

Public Run 3 luminosity

Cross section measurements

SciPost Phys.Comm. 15 (2026) || arXiv:1906.02754

Fiducial cross section

- Measurement within a limited phase space (dictated by detector).

Simplified Template Cross Sections (STXS)

- Differential cross section, organized by kinematic selections.
- Allows for easier combination of different decay channels.
- Schemes organized by Higgs production mode, measurement bins iterated upon (currently stage 1.2).

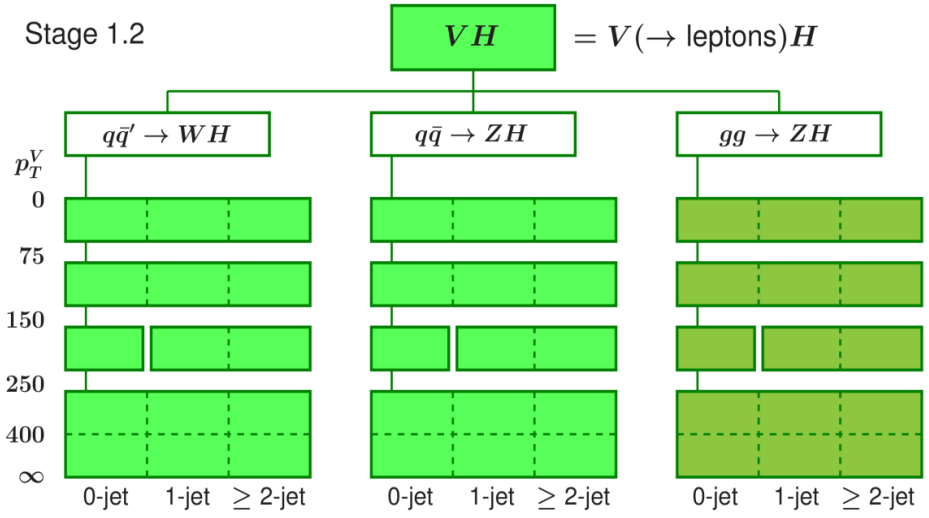

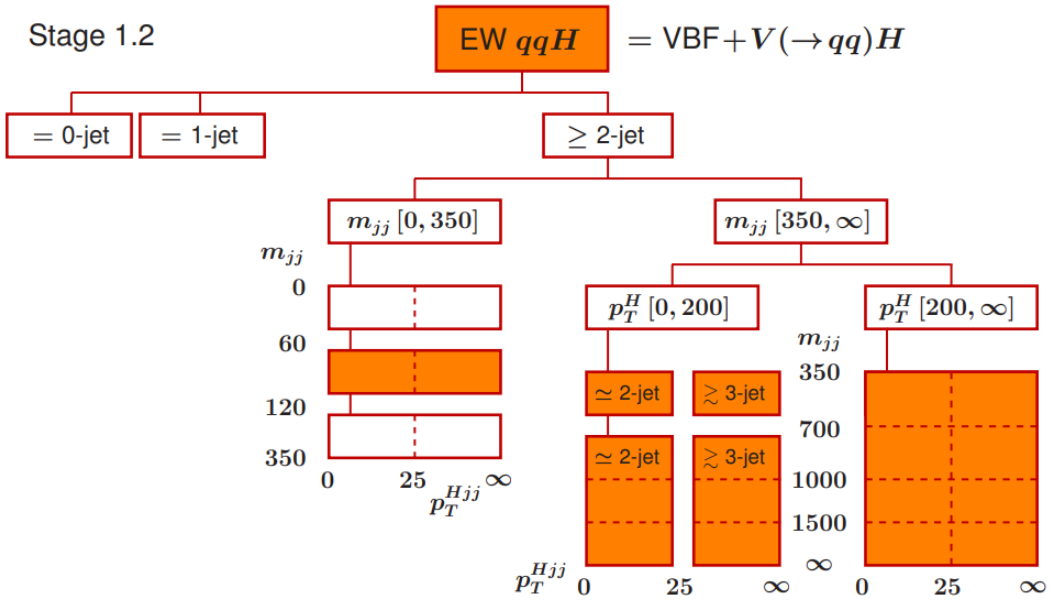

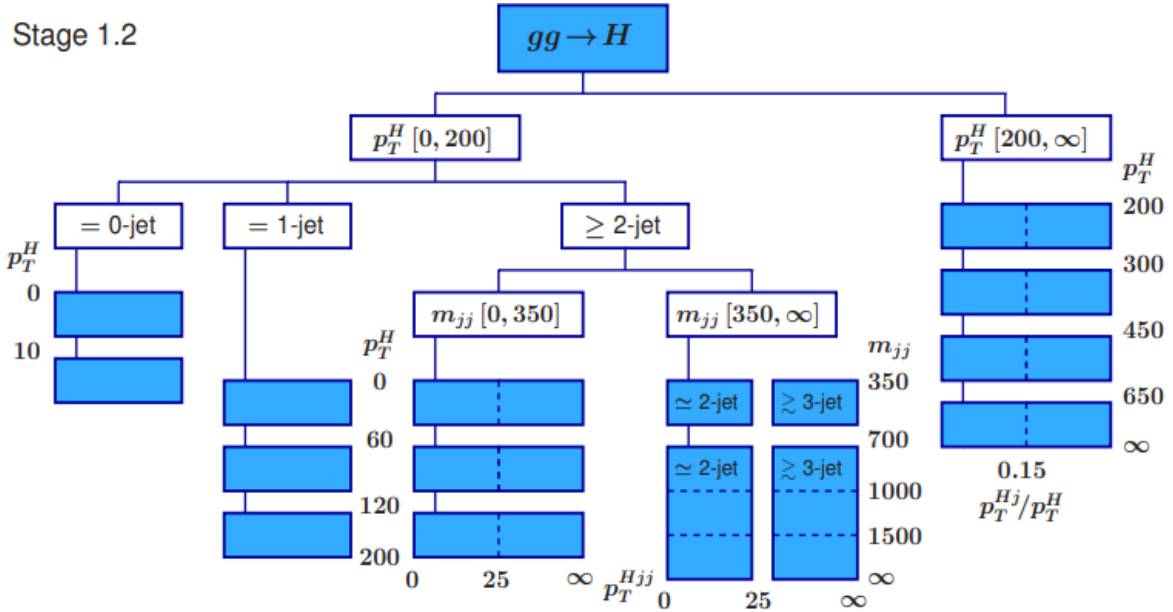

Recent measurements

Decay: $H \to Z\gamma$

arXiv:2507.12598

Search/branching ratio measurement.

Production: Inclusive ($\ell\ell\gamma$ final state)

Data set: Early Run 3 (2022-2024, 165 fb^{-1})

Combined with Run 2 result (140 fb^{-1})

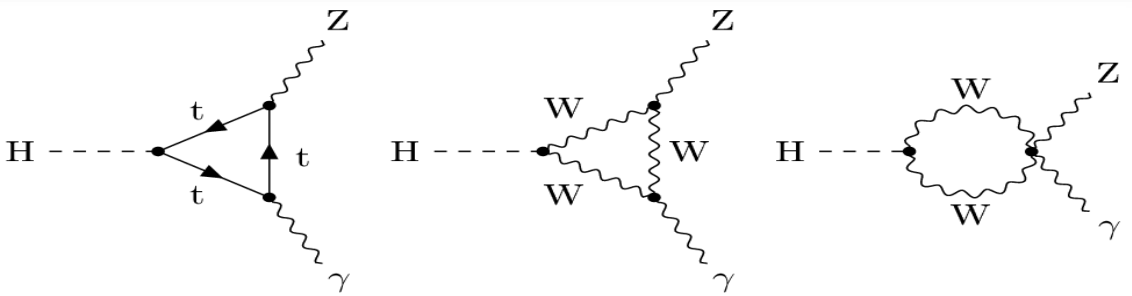

- Small branching ratio, similar to $H \to \gamma\gamma$. Many BSM candidates could influence $H \to Z\gamma$ BR, so BR($H \to Z\gamma$)/BR($H \to \gamma\gamma$) = sensitive probe to new physics.

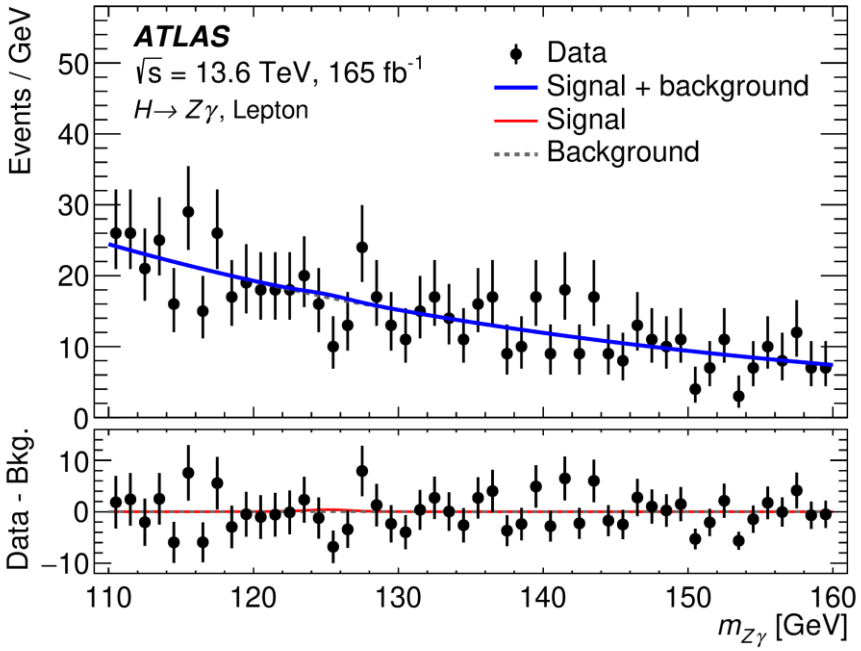

Partial Run 3:

Observed signal yield: $\mu = 0.9^{+0.7}_{-0.6}$

Observed signal significance: 1.4σ

Partial Run 3 + Run 2 combination:

Observed signal yield: $\mu = 1.3^{+0.6}_{-0.5}$

Observed signal significance: 2.5σ

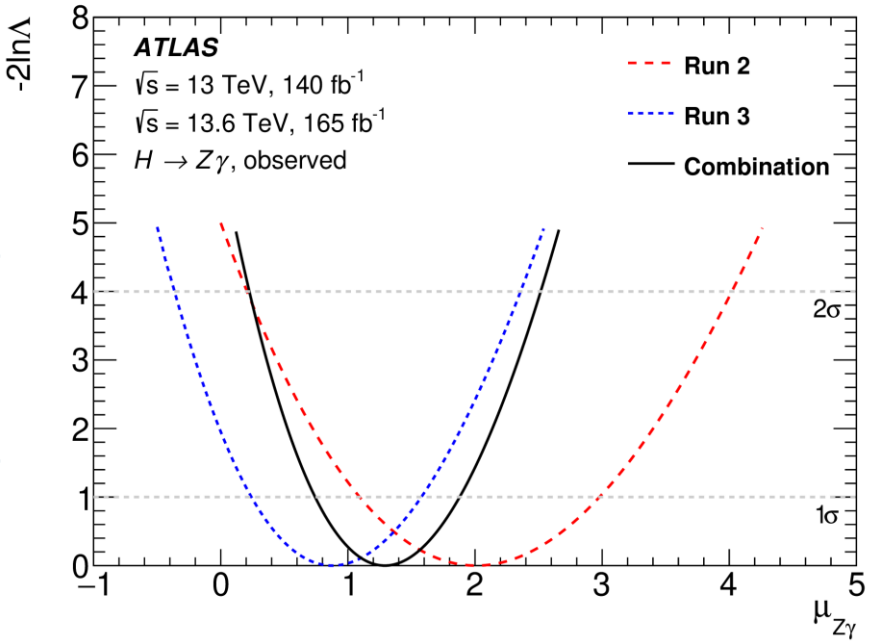

Decay: $H \to \gamma\gamma$, $H \to ZZ^* \to 4\ell$

Eur. Phys. J. C 84 (2024) 78 || arXiv:2306.11379

Fiducial cross section measurement via statistical fit to invariant mass spectra.

Production: Inclusive

Data set: Early Run 3 (2022)

($H\to\gamma\gamma$: 31.4 fb^{-1}, $H\to ZZ^*\to 4\ell$: 29.0 fb^{-1})

Some low efficiency muon trigger data removed.

- Small branching ratios.
- Strong lepton/photon identification efficiencies.

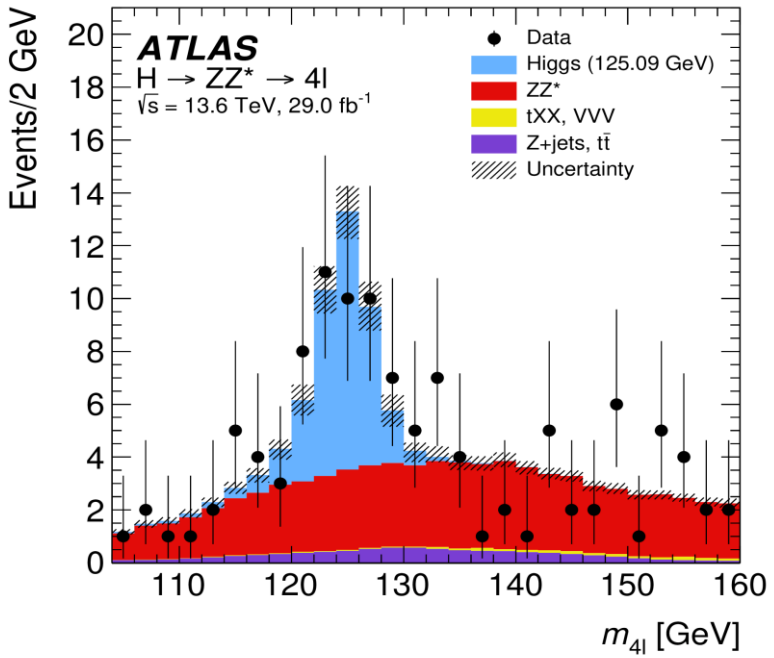

Fiducial measurement:

$\sigma(\gamma\gamma)_{\text{obs}}$: 76^{+14}_{-13} fb

$\sigma(\gamma\gamma)_{\text{SM}}$: $67.6^{+3.7}_{-3.7}$ fb

$\sigma(4\ell)_{\text{obs}}$: $2.80^{+0.74}_{-0.74}$ fb

$\sigma(4\ell)_{\text{SM}}$: $3.67^{+0.19}_{-0.19}$ fb

Combined measurement:

$\sigma(\text{pp} \to \text{H}) = 58.2^{+8.7}_{-8.7}$ pb

$\sigma(\text{pp} \to \text{H})_{\text{SM}} = 59.9^{+2.6}_{-2.6}$ pb

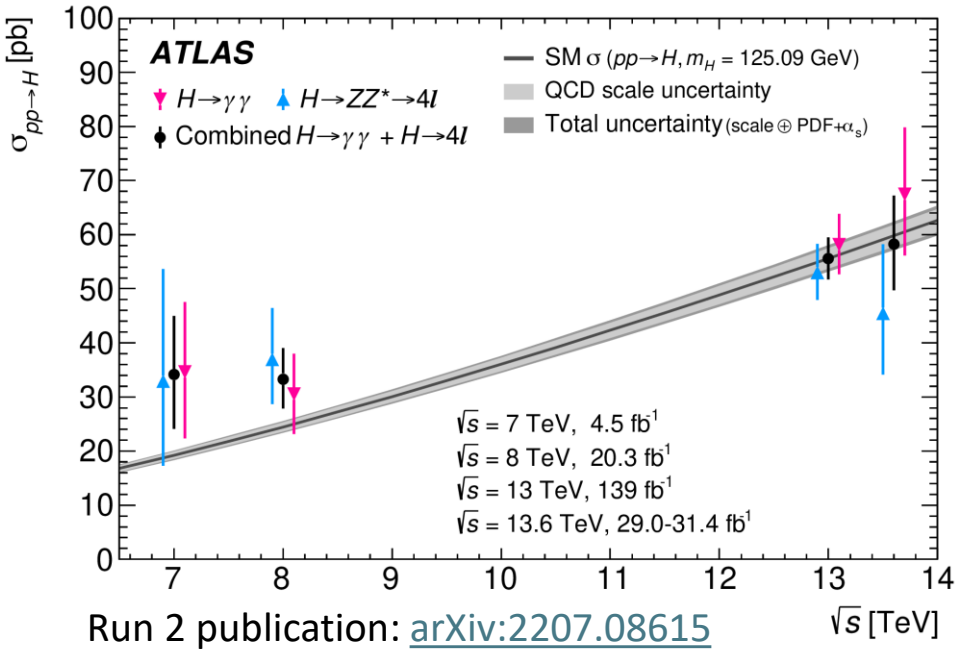

Run 2 publication: arXiv:2207.08615

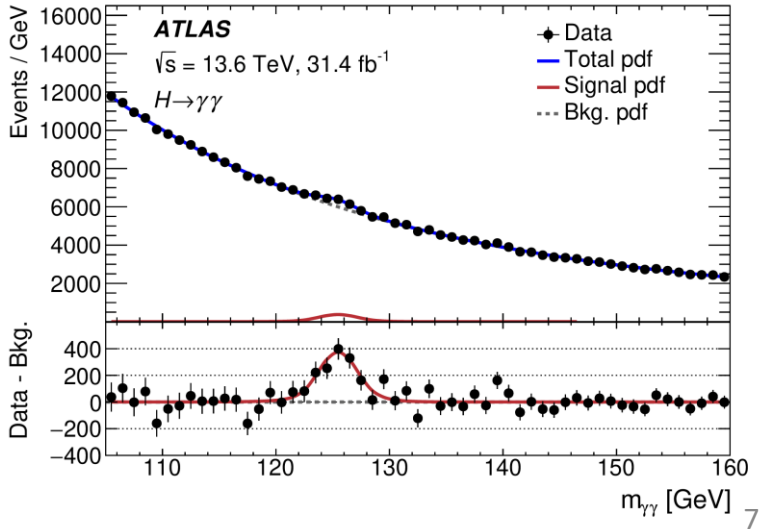

Decay: H → WW*

Eur. Phys. J. C 85 (2025) 1403 || arXiv:2504.07686

Fiducial and STXS cross section measurement via profile likelihood fit to signal and control regions.

Production: ggF, VBF ($\ell\nu\ell\nu$ final states)

Data set: Run 2 (140 fb^{-1})

- Large Higgs branching ratio with leptonic final sate.
- Probe of Higgs coupling to heavy quarks/gluons (ggF) and vector bosons (VBF, VH decay).

- First ggF p_T^H 300 GeV split.
- First 1-jet VBF measurement.
- First 2-jet VBF p_T^H m_{jj}(350, 1000, 1500 GeV) splits.

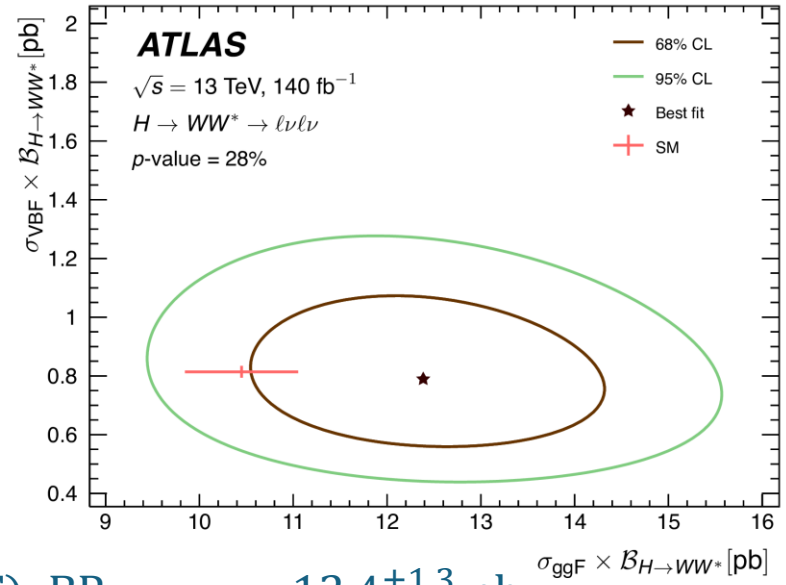

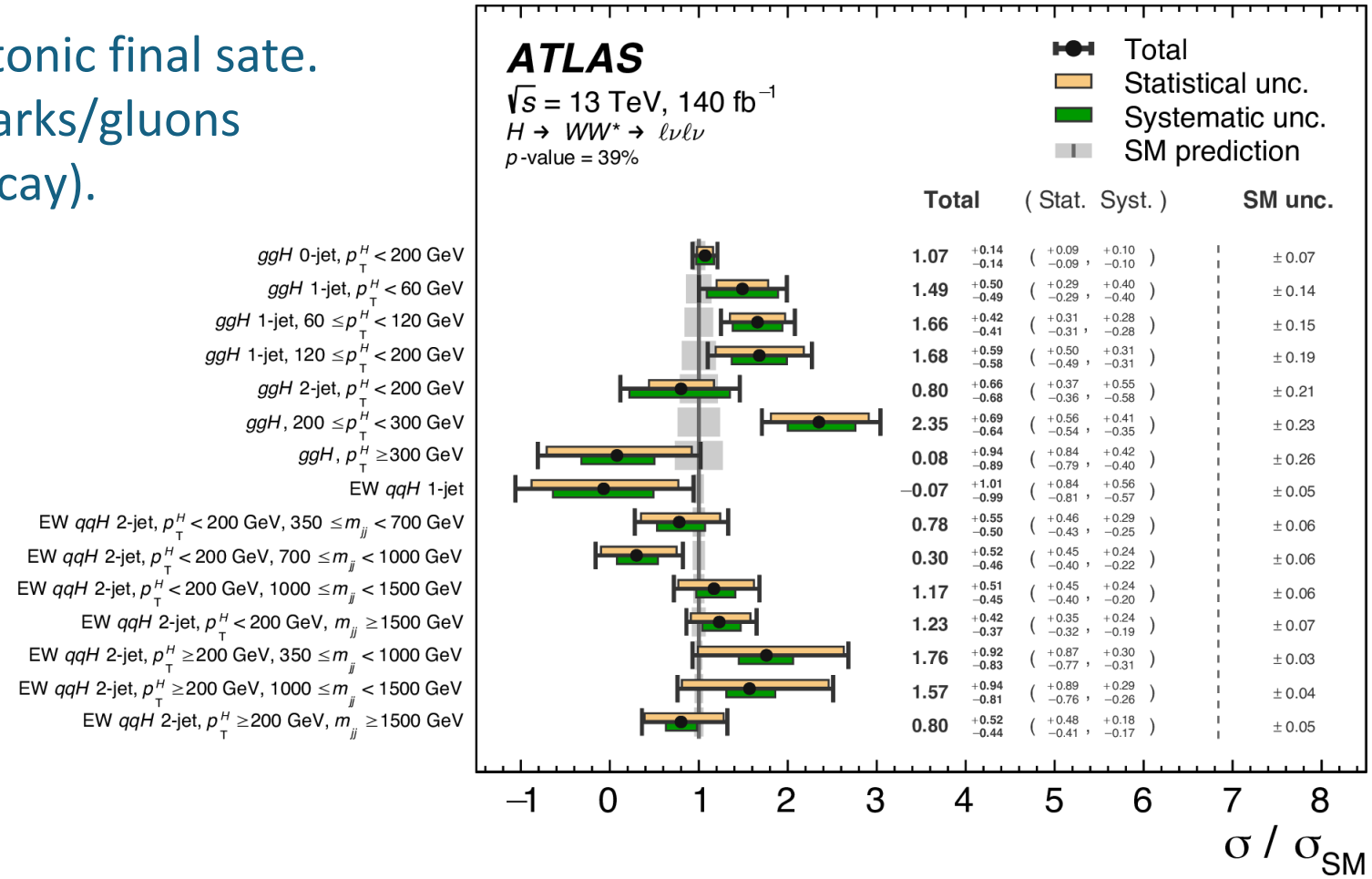

$\sigma(\text{ggF})\text{xBR}_{(H\to WW^*)}$: $12.4^{+1.3}_{-1.2}$ pb

$\sigma(\text{VBF})\text{xBR}_{(H\to WW^*)}$: $0.79^{+0.18}_{-0.16}$ pb

Decay: H → WW*

JHEP 08 (2025) 034 || arXiv:2503.19420

Fiducial and STXS cross section measurement.

Production: WH (2ℓ, 3ℓ final states)
ZH (4ℓ final state)

Data set: Run 2 (140 fb^{-1})

- Large branching ratio.
- Probe of Higgs coupling to vector bosons.
- First ATLAS VH, H → WW* STXS measurement.

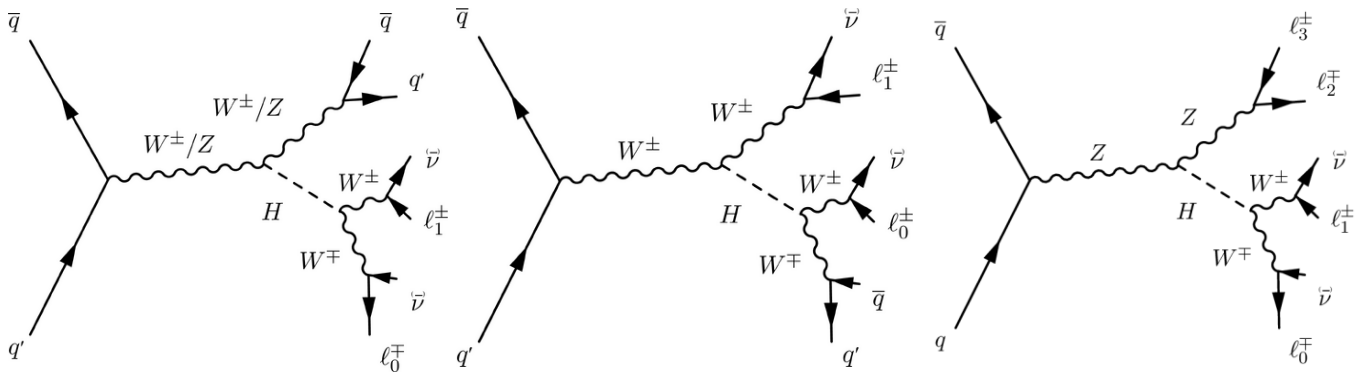

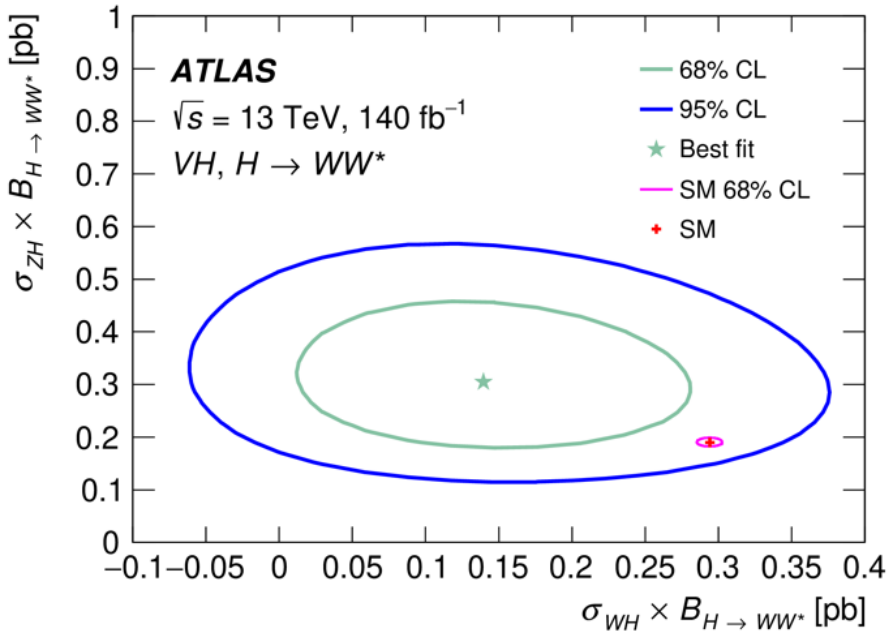

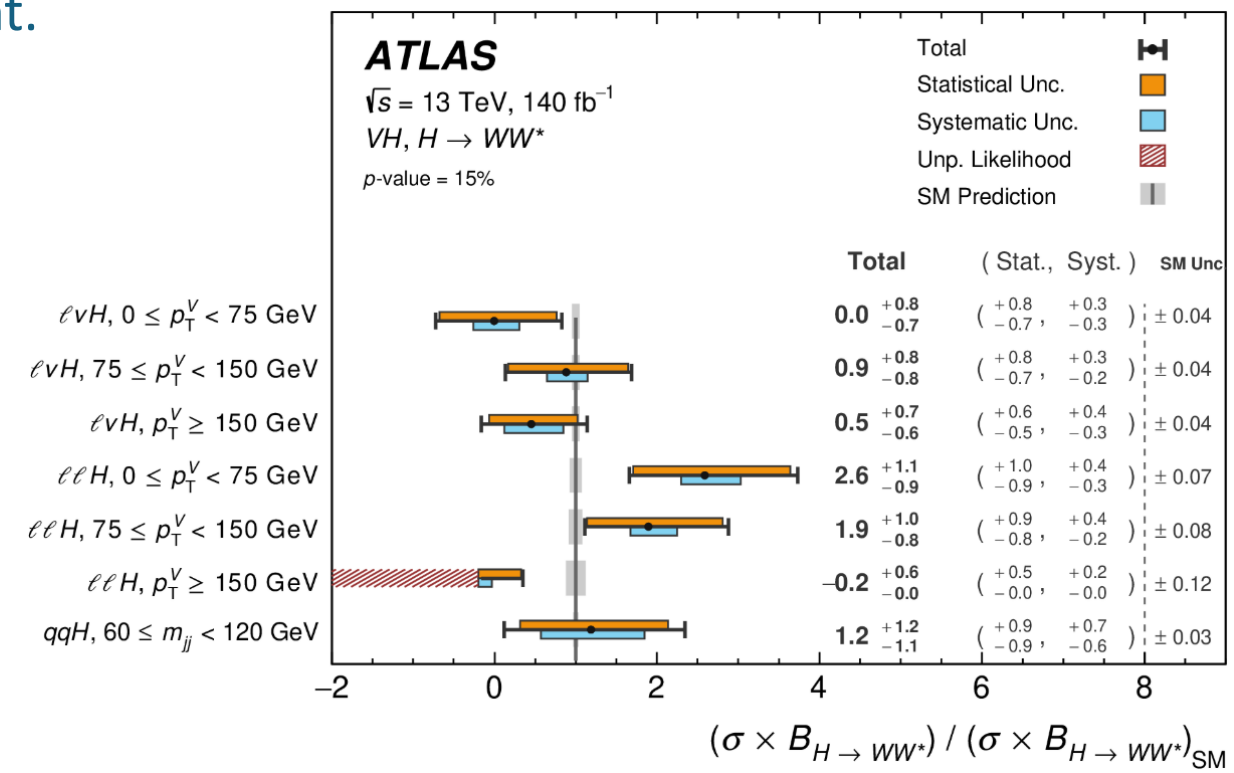

Decay: $H \rightarrow \tau^+\tau^-$

JHEP 03 (2025) 010 || arXiv:2407.16320

STXS & Unfolded Fiducial Differential (UFD) cross section measurements.

Production: ggF, VBF, VH, $t\bar{t}H$

Data set: Run 2 (140 fb^{-1})

~6% BR, many production modes considered, enough statistics for new STXS measurements:

- First VBF split in full STXS 1.2 bins.
- First $t\bar{t}H$ split at 200 and 300 GeV.

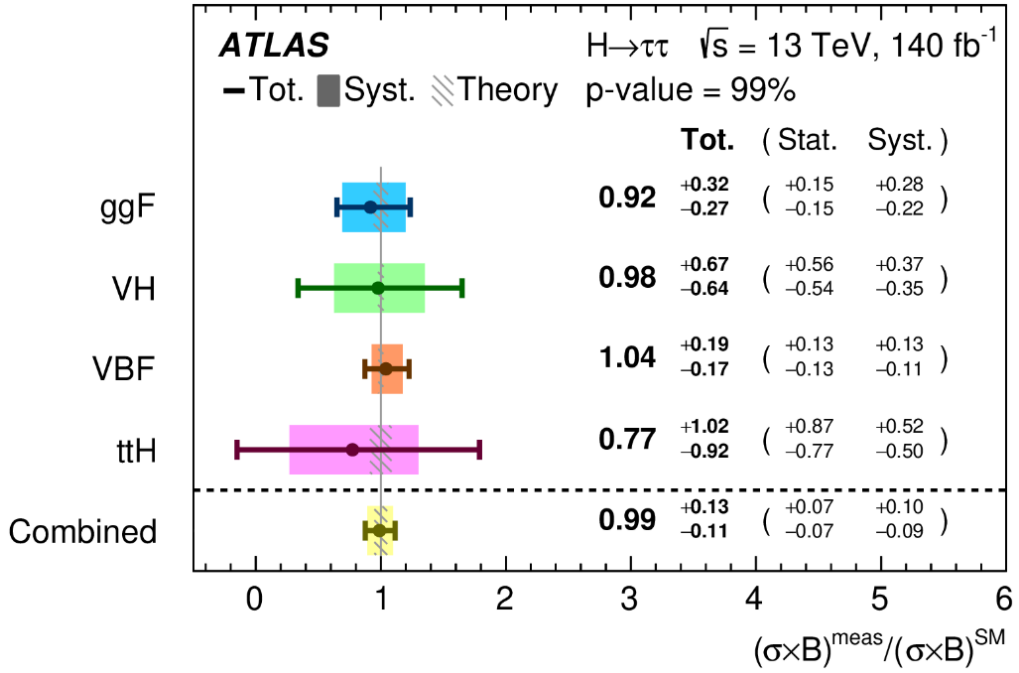

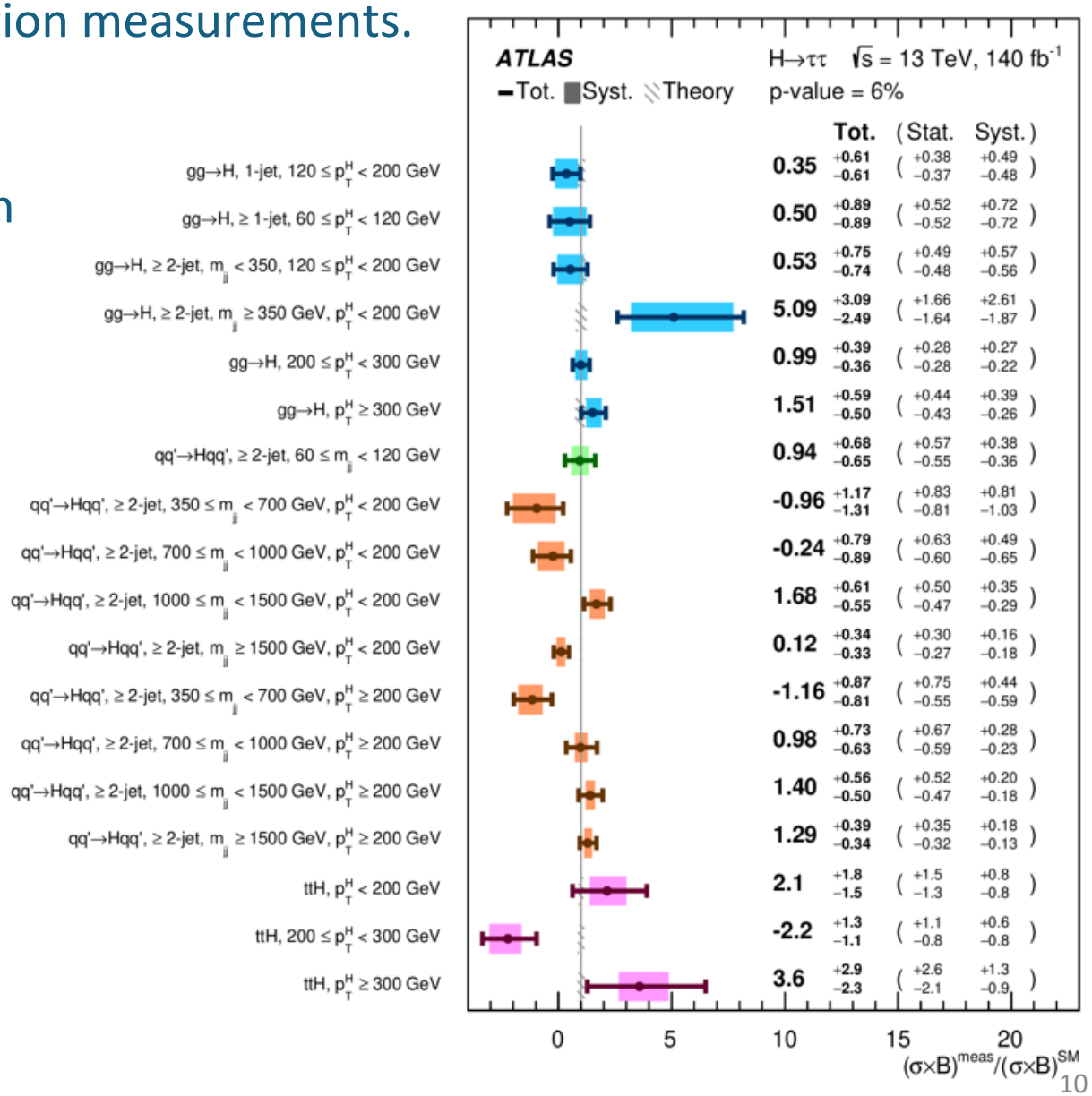

Decay: $H \rightarrow \mu^+\mu^-$

Phys. Rev. Lett. 135 (2025) 231802 || arXiv:2507.03595

Search/branching ratio measurement

Production: ggF, VBF, VH, $t\bar{t}H$

Data set: Early Run 3 (2022-2024, 165 fb^{-1})

Combined with Run 2 result (140 fb^{-1})

- Extremely small branching ratio, but best option to study Higgs coupling to second generation fermions.

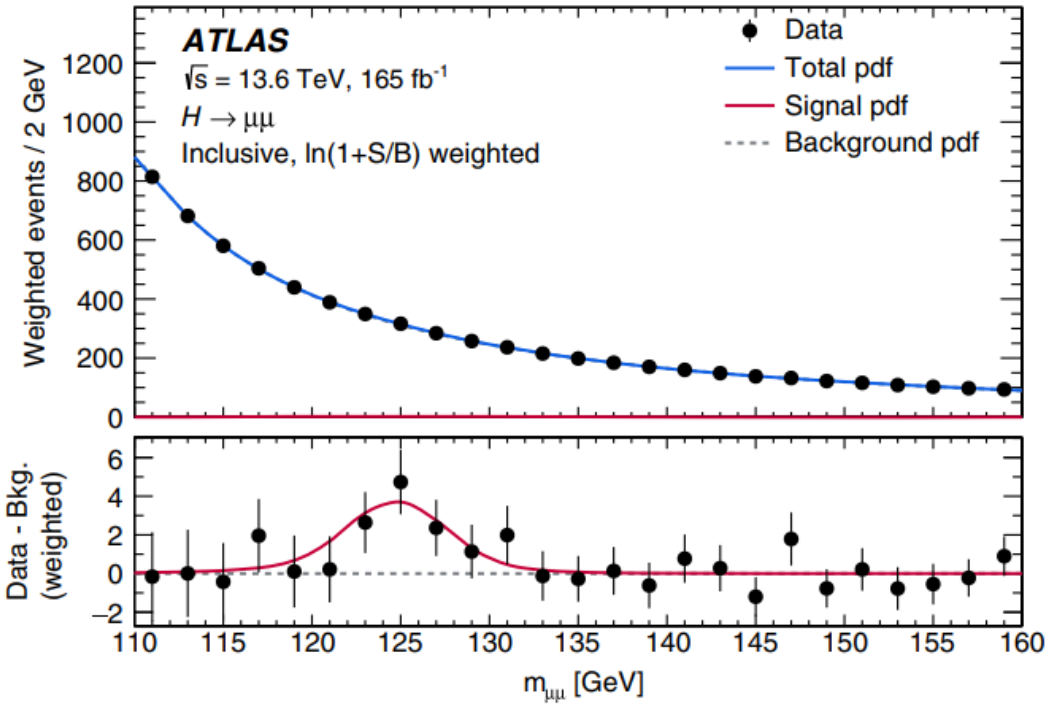

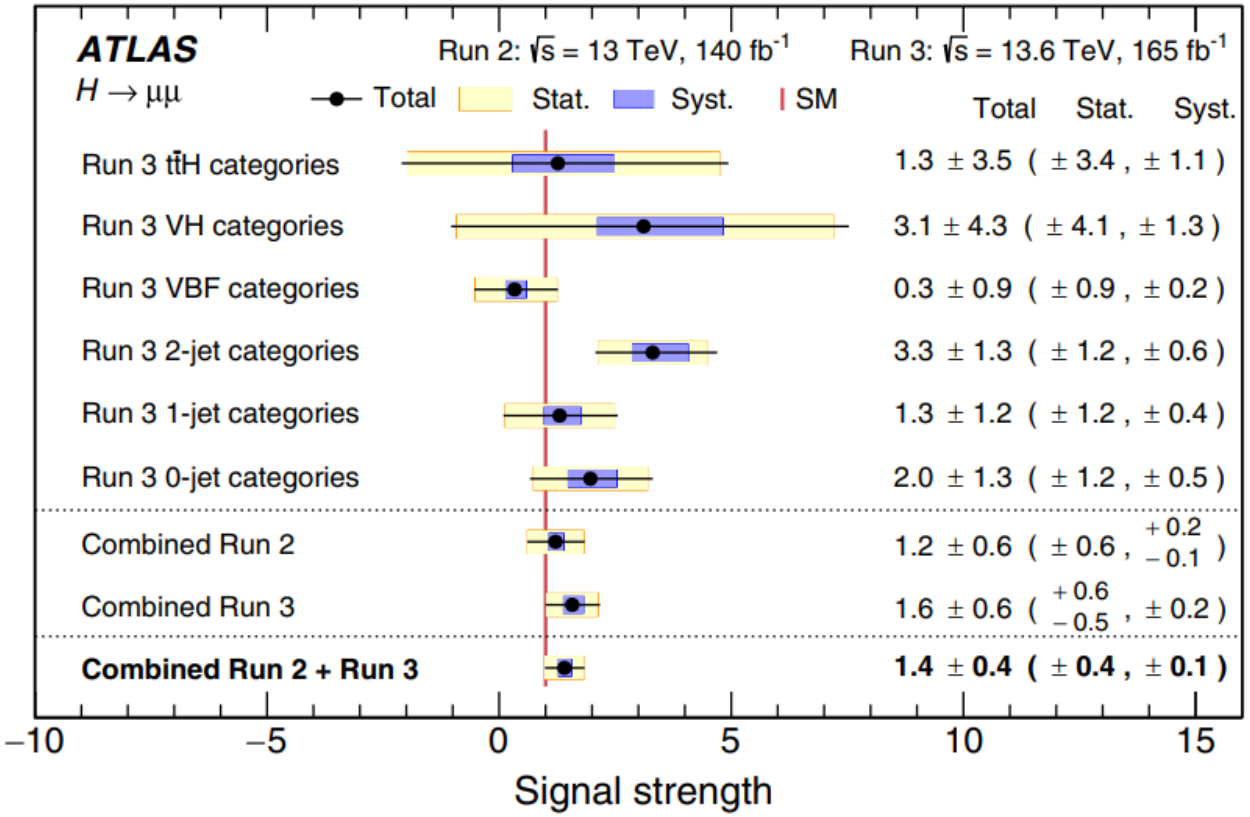

Combined signal strength $\mu = 1.4^{+0.4}_{-0.4}$

Observed significance: 3.4σ (2.5σ exp.)

Decay: $H \to b\bar{b}$, $H \to c\bar{c}$

JHEP 04 (2025) 075 || arXiv:2410.19611

Search/branching ratio inclusive and STXS measurement.

Production: VH

Data set: Run 2 (140 fb^{-1})

- Looking at leptonic V decay final states (0, 1, or $2\ell^{\pm}$).
- p_T^V > 600 GeV measurement (planned for STXS stage 1.3)

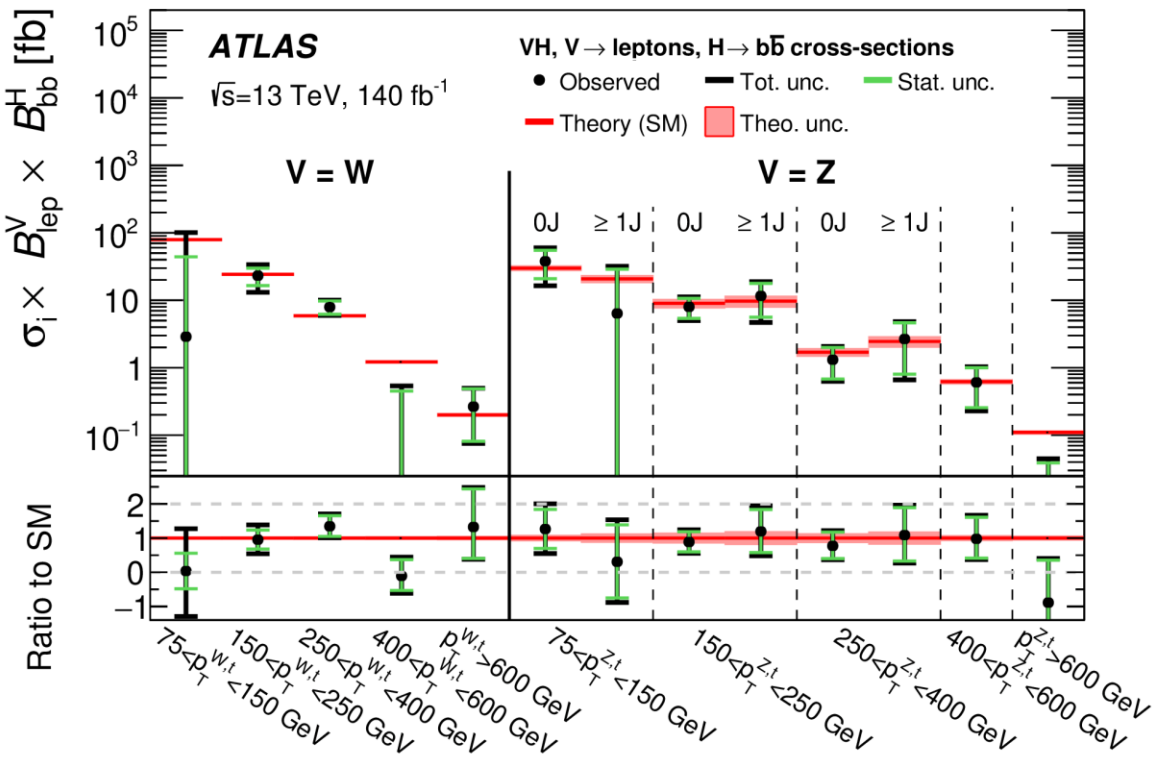

$\sigma(VH)\mathrm{xBR}_{(H \to cc)} = 11.5 * \mathrm{SM}$

First 5σ obs of $\mathrm{WH}_{H \to bb}$!

WH, $H \to b\bar{b}$

$\mu = 0.95^{+0.21}_{-0.20}$

Signal signif: 5.3σ

ZH, $H \to b\bar{b}$

$\mu = 0.88^{+0.23}_{-0.20}$

Signal signif: 4.9σ

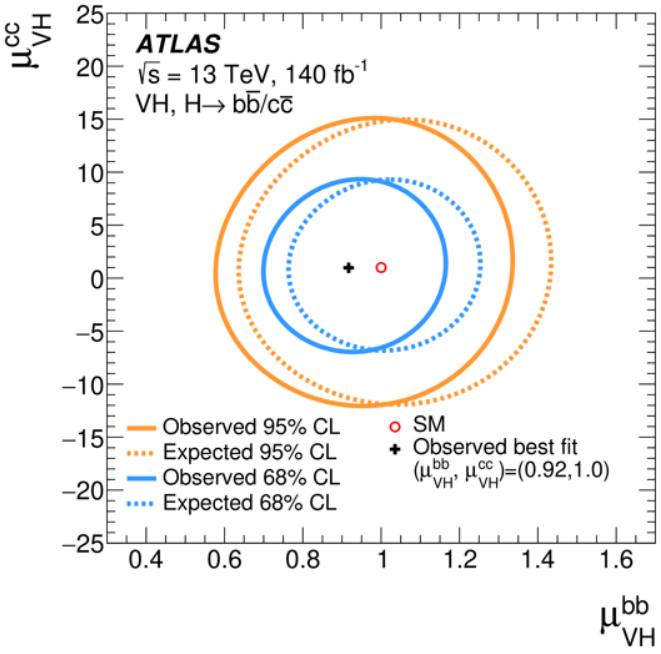

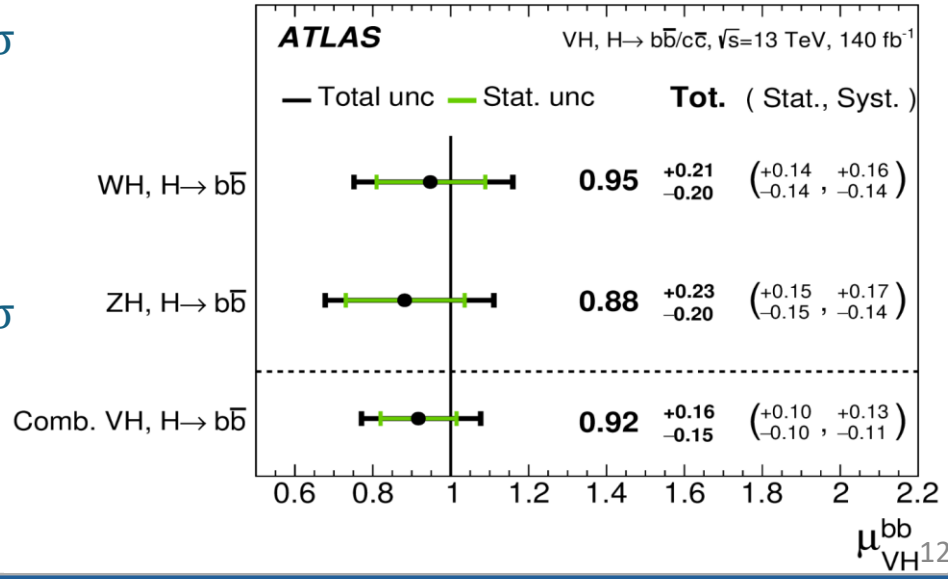

Decay: $H \to b\bar{b}$

Eur. Phys. J. C 85 (2025) 210 || arXiv:2407.10904

Fiducial cross section and STXS measurement.

Production: $t\bar{t}H$

Data set: Run 2 (140 fb^{-1})

- Sensitive probe of fermionic Higgs couplings (production and decay).
- Challenging background treatment ($t\bar{t}$+jets events).
- Single lepton and dilepton channels.

$\sigma(t\bar{t}H)$: $411^{+54}_{-54}(\text{stat.})^{+85}_{-75}(\text{syst.})$ fb

SM: $\sigma(t\bar{t}H)$: 507^{+35}_{-50} fb

$\mu_{ttH} = 0.81^{+0.11}_{-0.11}(\text{stat.})^{+0.20}_{-0.16}(\text{syst.})$

Signal signif: 4.6σ

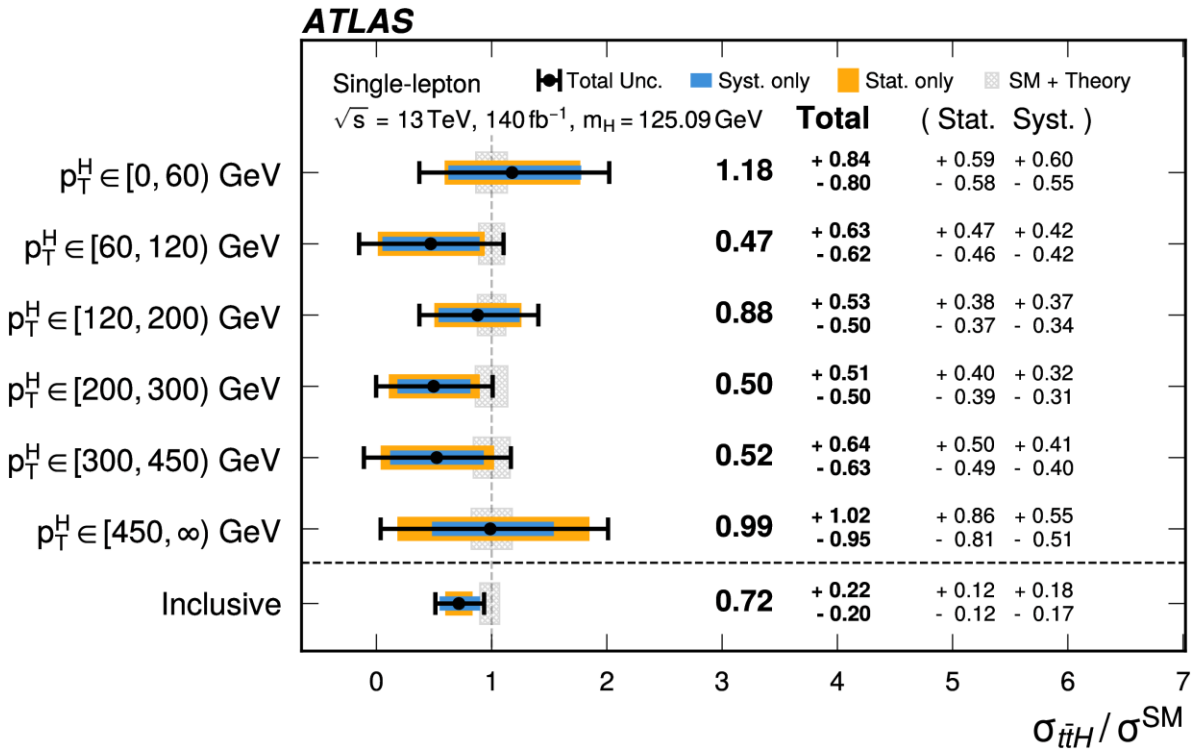

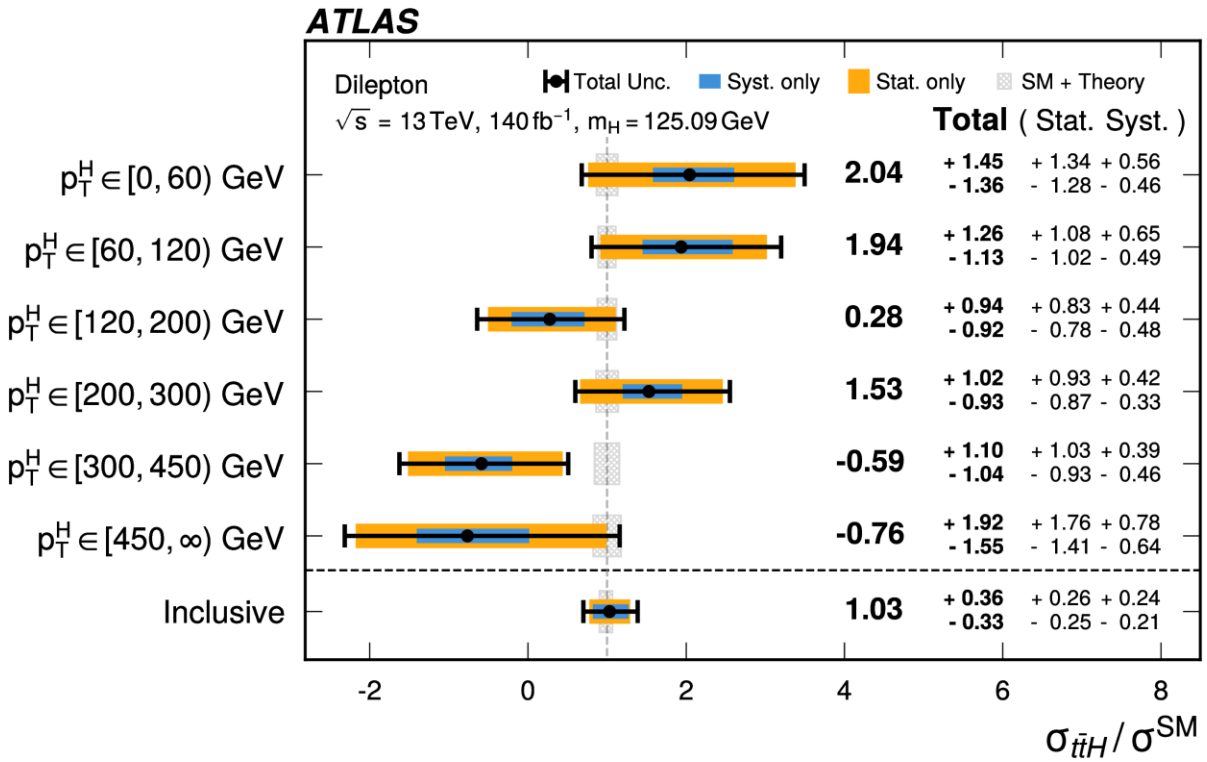

Summary & outlook

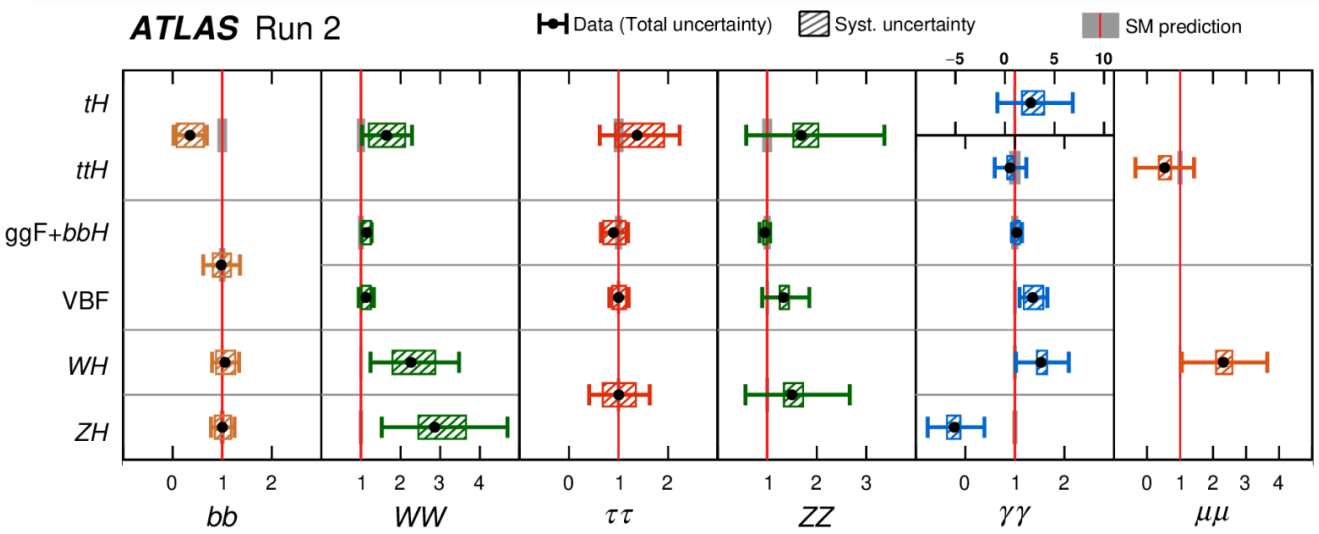

Nature 607 52 (2022)

σ × B normalized to SM prediction

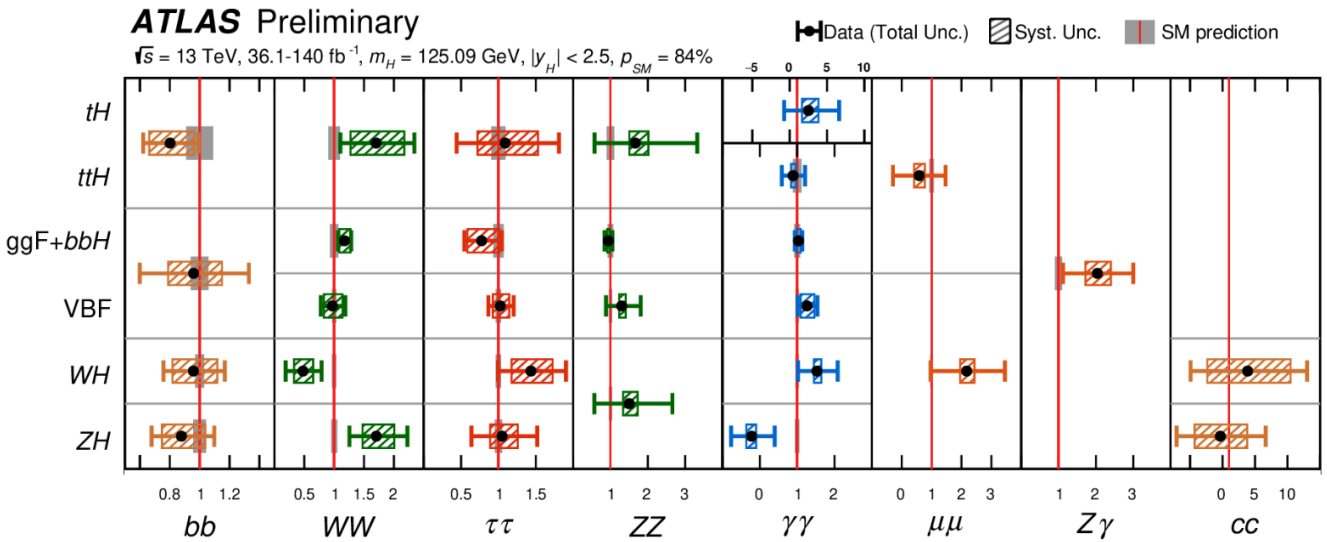

ATLAS-CONF-2025-006

σ × B normalized to SM prediction

2022

2025

- Great progress in recent years!
- Latest global signal strength measurement:

$$\mu = \frac{\sigma_i * BR_f}{\sigma_{SM} * BR_{SM}} = 1.023^{+0.056}_{-0.053}$$

ATLAS-CONF-2025-006

- Many cross section and BR measurements 10-40% more precise than previous studies.
- Good agreement with standard model so far!

Summary & outlook

(Marked with (A) if in appendix)

Decay mode	Targeted production processes	Latest measurement	$\mathcal{L}$ [fb^{-1}]	Ref.
$H \to \gamma\gamma$	Inclusive	Partial Run 3	31.4	arXiv:2306.11379
$H \to ZZ^* \to 4\ell$	Inclusive	Partial Run 3	29.0	arXiv:2306.11379
$H \to Z\gamma$	Inclusive	Run 2 + Partial Run 3	140 + 165	arXiv:2507.12598
$H \to WW^*$	ggF, VBF	Run 2	140	arXiv:2504.07686
	WH, ZH	Run 2	140	arXiv:2503.19420
$H \to \tau\tau$	ggF, VBF, $WH + ZH$, $t\bar{t}H$	Run 2	140	arXiv:2407.16320
$H \to \mu\mu$	ggF, VBF, VH, $t\bar{t}H$	Run 2 + Partial Run 3	140 + 165	arXiv:2507.03595
$H \to b\bar{b}$	WH, ZH	Run 2	140	arXiv:2410.19611
	(A) VBF	Run 2 + Partial Run 3	37.5 + 51.5	arXiv:2511.21911
	(A) VBF + γ	Run 2	133	arXiv:2509.14005
	$t\bar{t}H$	Run 2	140	arXiv:2407.10904
$H \to c\bar{c}$	$WH + ZH$	Run 2	140	arXiv:2410.19611
	(A) VBF	Run 2 + Partial Run 3	37.5 + 51.5	arXiv:2511.21911
$H \to 4\nu$	(A) VBF	Run 1 + Run 2	4.7 + 20.3 + 139	arXiv:2301.10731
Production mode	**Decay modes**			
$t\bar{t}H$	(A) Inclusive (multilepton)	Run 2	140	arXiv:2510.23755
tH	(A) Inclusive (multilepton)	Run 2	140	arXiv:2508.14695

Full Run 3 studies with 300+ fb^{-1} on the horizon!

A lot to look forward to!

Questions?

Appendices

Run 2 measurement tables (2025)

ATLAS-CONF-2025-006

Decay mode	Prod. mode	Measurement (pb)	SM prediction (pb)	Ratio to SM
$H \to bb$	ggF + bbH + VBF	27 ± 10	28.0 ± 1.6	1.0 ± 0.4
	WH	$0.68^{+0.15}_{-0.14}$	$0.706^{+0.018}_{-0.019}$	$0.96^{+0.21}_{-0.20}$
	ZH	$0.41^{+0.10}_{-0.09}$	0.462 ± 0.019	$0.88^{+0.22}_{-0.20}$
	$ttH + tH$	0.27 ± 0.06	0.340 ± 0.030	$0.80^{+0.19}_{-0.18}$
$H \to WW^*$	ggF + bbH	11.3 ± 1.1	9.6 ± 0.6	1.17 ± 0.11
	VBF	$0.73^{+0.17}_{-0.14}$	0.753 ± 0.022	$0.97^{+0.22}_{-0.19}$
	WH	0.13 ± 0.08	0.262 ± 0.008	$0.48^{+0.31}_{-0.29}$
	ZH	$0.29^{+0.09}_{-0.08}$	0.171 ± 0.007	$1.7^{+0.5}_{-0.4}$
	$ttH + tH$	0.21 ± 0.08	0.126 ± 0.011	1.7 ± 0.6
$H \to \tau\tau$	ggF + bbH	$2.2^{+0.8}_{-0.6}$	2.80 ± 0.17	$0.77^{+0.27}_{-0.23}$
	VBF	$0.226^{+0.040}_{-0.035}$	0.219 ± 0.007	$1.03^{+0.18}_{-0.16}$
	WH	$0.110^{+0.040}_{-0.033}$	0.0761 ± 0.0023	$1.4^{+0.5}_{-0.4}$
	ZH	$0.052^{+0.023}_{-0.020}$	0.0498 ± 0.0022	$1.1^{+0.5}_{-0.4}$
	$ttH + tH$	$0.040^{+0.026}_{-0.024}$	0.0366 ± 0.0033	$1.1^{+0.7}_{-0.6}$

Decay mode	Prod. mode	Measurement (fb)	SM prediction (fb)	Ratio to SM
$H \to cc$	WH	135^{+320}_{-310}	$35.1^{+2.4}_{-1.2}$	$3.9^{+9.2}_{-8.8}$
	ZH	-8^{+160}_{-150}	$23.0^{+1.7}_{-1.1}$	$-0.3^{+7.0}_{-6.8}$
$H \to ZZ^*$	ggF + bbH	$1.11^{+0.13}_{-0.12}$	1.18 ± 0.07	$0.94^{+0.11}_{-0.10}$
	VBF	$0.12^{+0.05}_{-0.04}$	0.0924 ± 0.0027	$1.3^{+0.5}_{-0.4}$
	VH	$0.08^{+0.06}_{-0.05}$	$0.0531^{+0.0016}_{-0.0017}$	$1.5^{+1.2}_{-0.9}$
	$ttH + tH$	$0.026^{+0.026}_{-0.017}$	0.0154 ± 0.0014	$1.7^{+1.7}_{-1.1}$
$H \to \gamma\gamma$	ggF + bbH	106 ± 10	102 ± 7	1.04 ± 0.10
	VBF	$10.0^{+2.2}_{-2.0}$	7.94 ± 0.28	$1.26^{+0.28}_{-0.25}$
	WH	$4.2^{+1.5}_{-1.4}$	2.76 ± 0.10	$1.5^{+0.6}_{-0.5}$
	ZH	$-0.4^{+1.1}_{-1.0}$	1.81 ± 0.08	-0.2 ± 0.6
	ttH	$1.01^{+0.40}_{-0.34}$	1.13 ± 0.12	$0.89^{+0.32}_{-0.30}$
	tH	$0.5^{+0.8}_{-0.6}$	$0.192^{+0.013}_{-0.025}$	$2.5^{+4.0}_{-3.3}$
$H \to Z\gamma$	All	160^{+80}_{-70}	78 ± 7	$2.0^{+1.0}_{-0.9}$
$H \to \mu\mu$	ggF + bbH + ttH + tH	6 ± 9	9.8 ± 0.6	0.6 ± 0.9
	VBF + VH	$2.6^{+1.5}_{-1.4}$	$1.197^{+0.035}_{-0.040}$	$2.2^{+1.3}_{-1.2}$

Branching ratio	Measurement	SM prediction	Ratio to SM
$H \to bb$	$0.52^{+0.07}_{-0.06}$	0.581 ± 0.010	$0.89^{+0.12}_{-0.11}$
$H \to WW^*$	$0.245^{+0.022}_{-0.019}$	0.215 ± 0.005	$1.14^{+0.10}_{-0.09}$
$H \to \tau\tau$	$(6.2^{+0.7}_{-0.6}) \cdot 10^{-2}$	$(6.26^{+0.15}_{-0.14}) \cdot 10^{-2}$	$0.99^{+0.11}_{-0.10}$
$H \to ZZ^*$	$(2.67 \pm 0.26) \cdot 10^{-2}$	$(2.64 \pm 0.06) \cdot 10^{-2}$	1.01 ± 0.10
$H \to \gamma\gamma$	$(2.38 \pm 0.20) \cdot 10^{-3}$	$(2.27^{+0.07}_{-0.06}) \cdot 10^{-3}$	1.05 ± 0.09
$H \to Z\gamma$	$(3.2^{+1.5}_{-1.4}) \cdot 10^{-3}$	$(1.54^{+0.10}_{-0.11}) \cdot 10^{-3}$	$2.1^{+1.0}_{-0.9}$
$H \to \mu\mu$	$(2.6 \pm 1.3) \cdot 10^{-4}$	$(2.17 \pm 0.05) \cdot 10^{-4}$	1.2 ± 0.6

Cross-section	Measurement (pb)	SM prediction (pb)	Ratio to SM
ggF + bbH	$47.0^{+3.1}_{-2.7}$	44.8 ± 2.6	$1.05^{+0.07}_{-0.06}$
VBF	3.6 ± 0.4	3.50 ± 0.07	$1.04^{+0.12}_{-0.11}$
WH	1.17 ± 0.18	1.216 ± 0.024	0.96 ± 0.15
ZH	0.80 ± 0.14	0.796 ± 0.029	$1.00^{+0.18}_{-0.17}$
$ttH + tH$	$0.57^{+0.09}_{-0.08}$	0.58 ± 0.05	$0.97^{+0.15}_{-0.14}$

$$\mu = 1.023^{+0.056}_{-0.053} = 1.023 \pm 0.028\ (\text{stat.})\ ^{+0.026}_{-0.025}\ (\text{exp.})\ ^{+0.039}_{-0.036}\ (\text{sig. theo.})\ \pm 0.012\ (\text{bkg. theo.})$$

Run 2 Summary details (2025)

ATLAS-CONF-2025-006

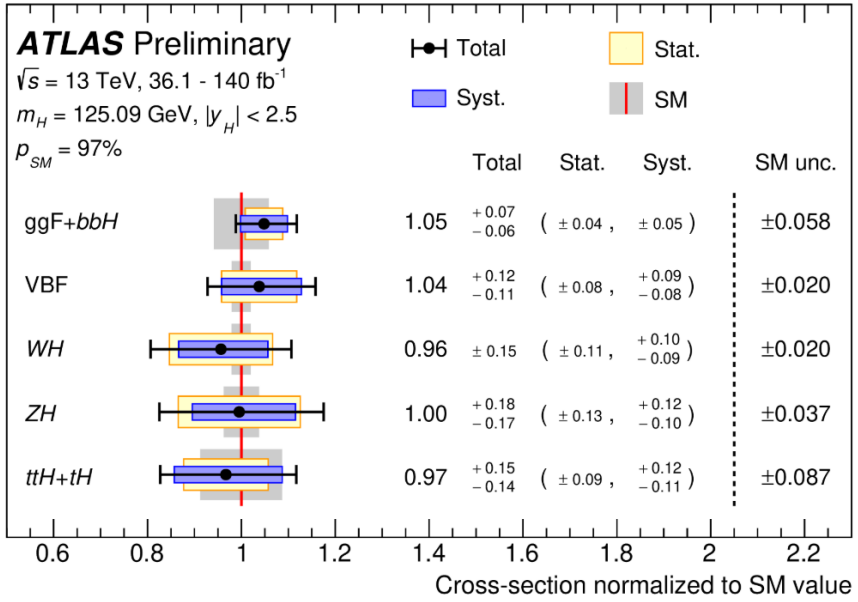

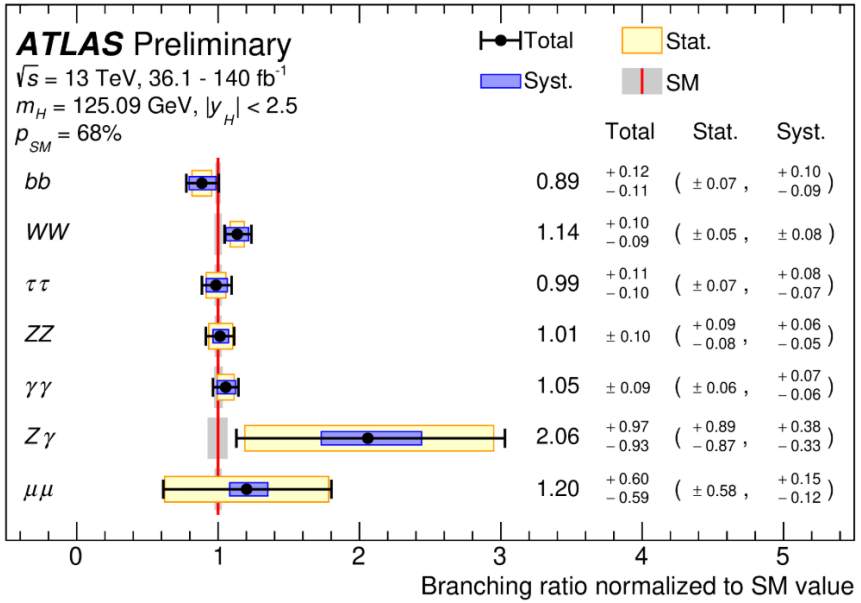

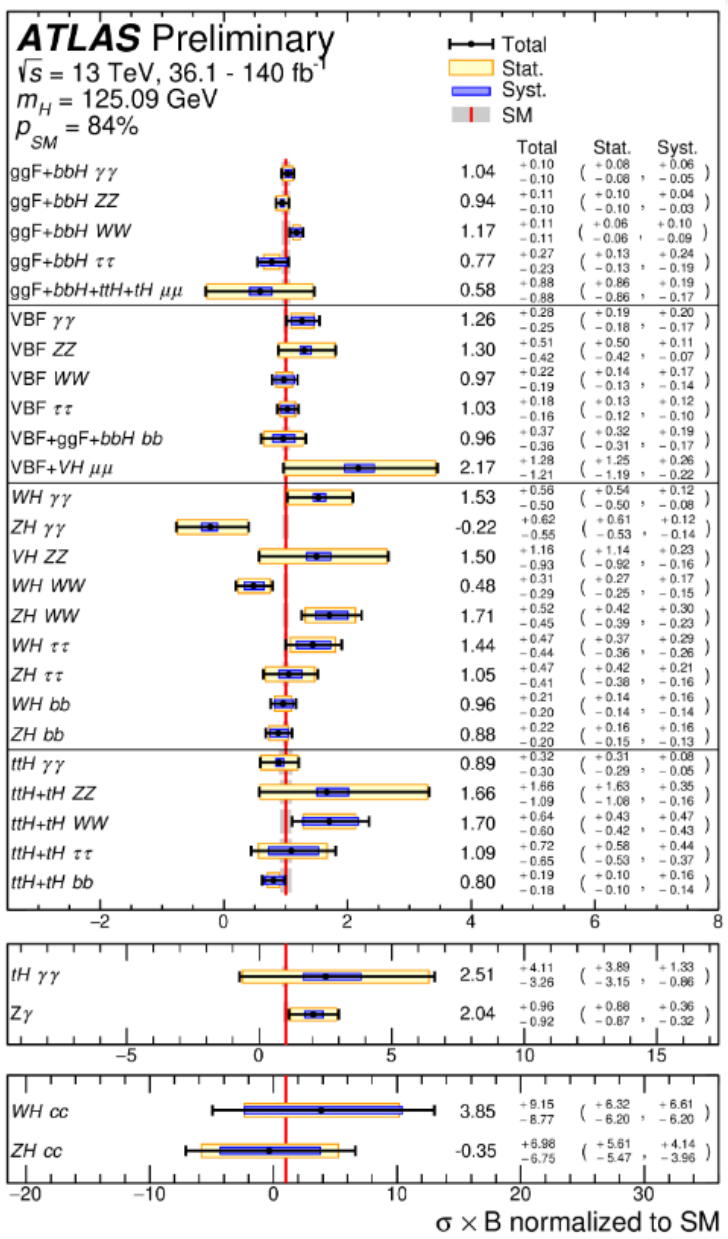

Run 2 summary details (2024)

JHEP 11 (2024) 097 || arXiv:2402.05742

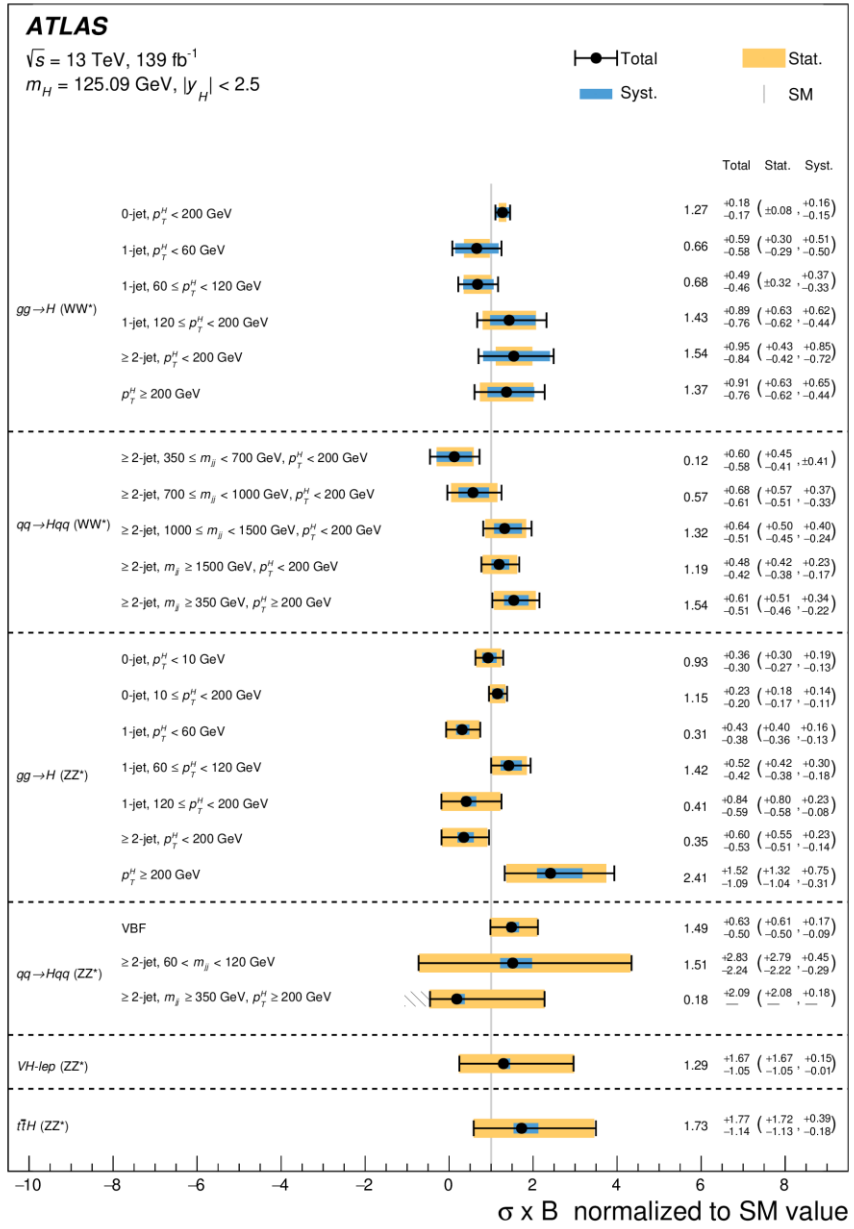

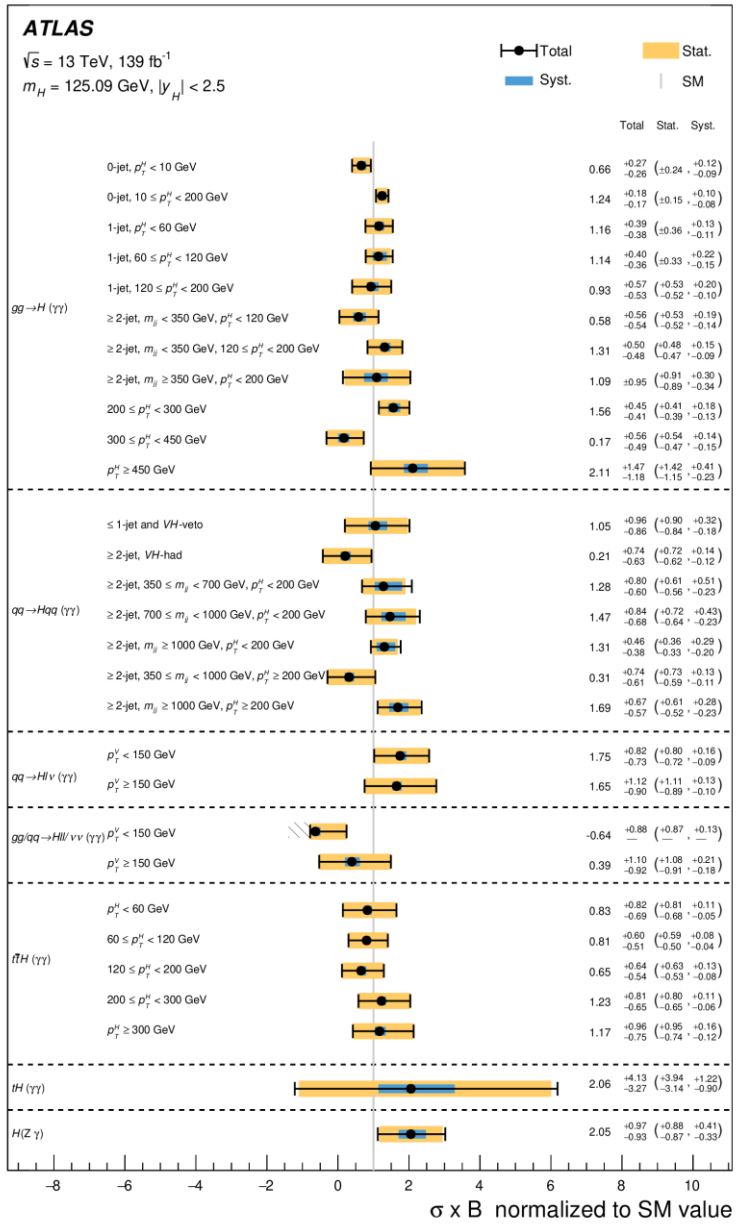

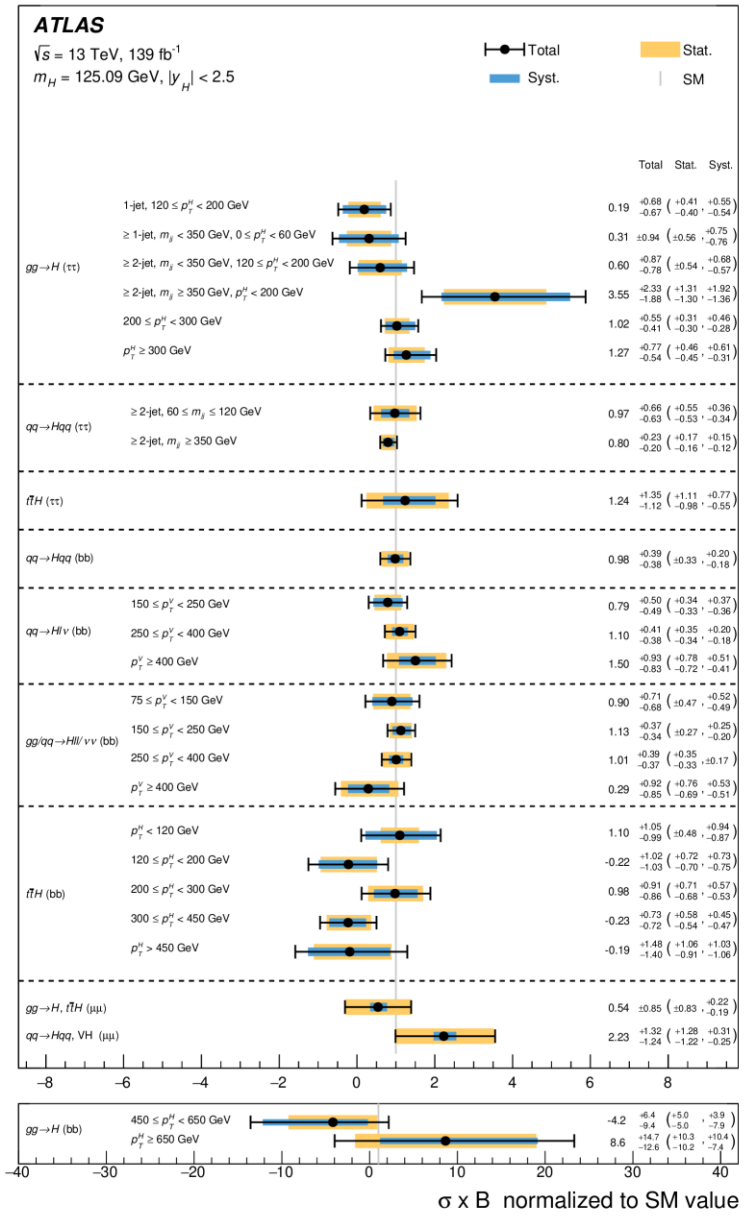

STXS schemes (Stage 1.2)

arXiv:1906.02754

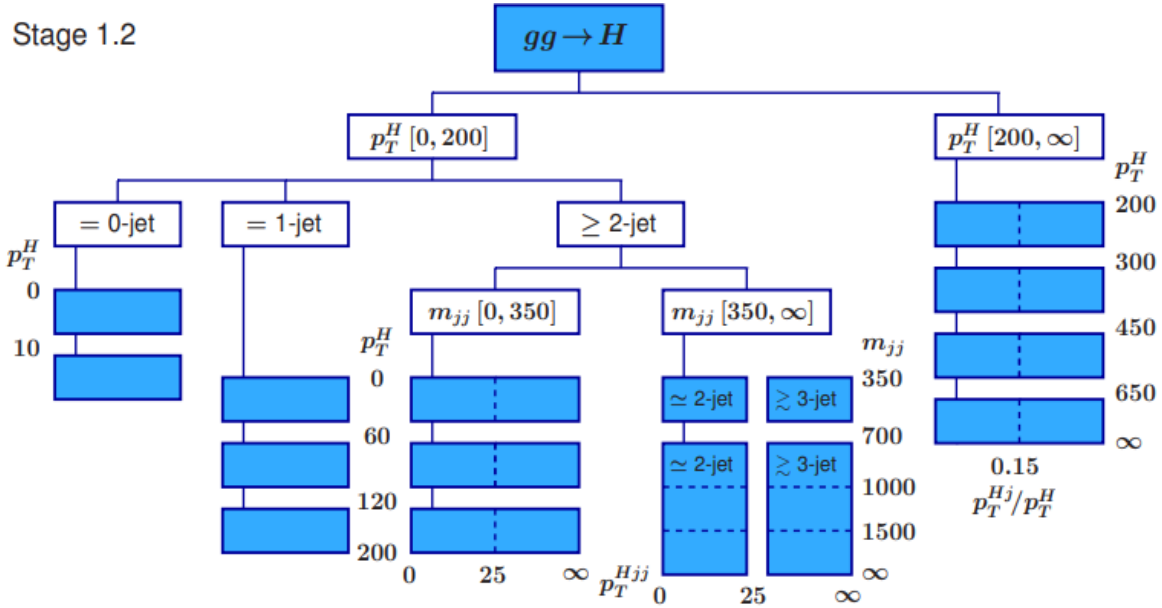

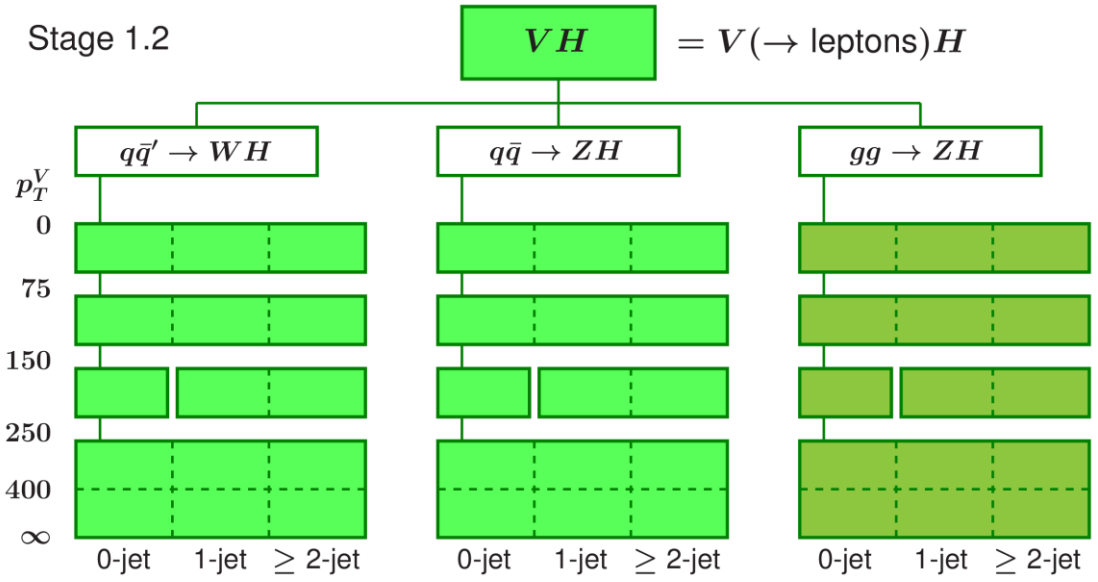

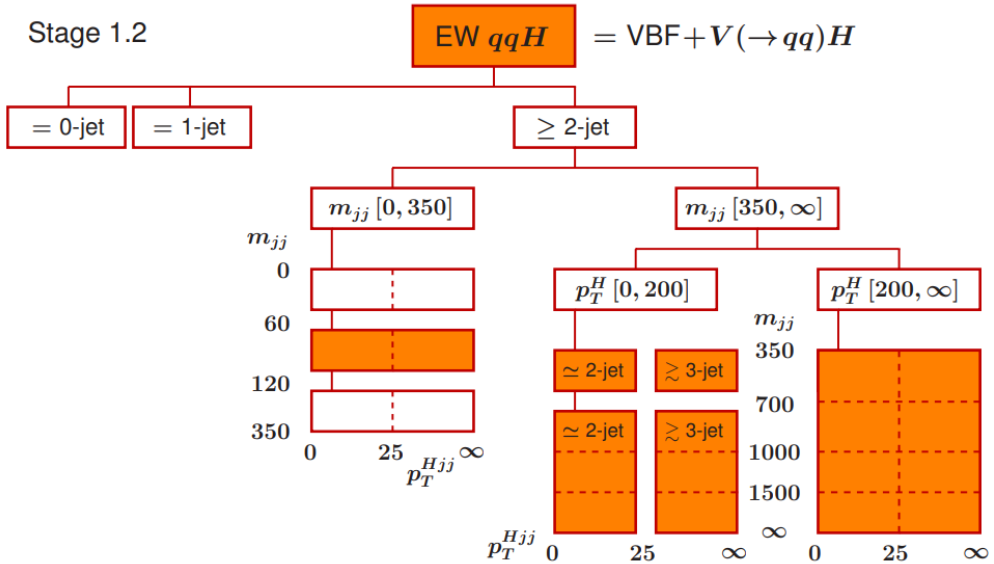

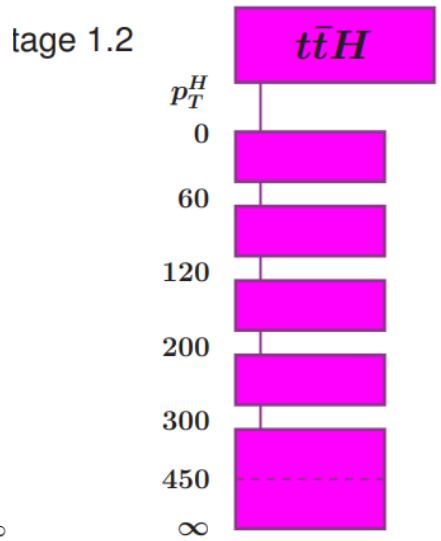

The intention of performing these differential cross section measurements is to:

- Reduce theory dependence when possible.
- Better isolate possible BSM effects.

Decay: $H \to b\bar{b}$, $H \to c\bar{c}$

arXiv:2511.21911

Search/branching ratio measurement.

Production: VBF

Data set: Run 2 (37.5 fb^{-1}) and early Run 3 (2022-2023, 51.5 fb^{-1})

- Structured as $H \to c\bar{c}$ measurement, measured $b\bar{b}$ in parallel.
- Uses trigger developed in 2018, high VBF $H \to c\bar{c}$, $H \to b\bar{b}$ efficiency.
- Difficulty due to small Higgs Yukawa coupling to charm (relative to dominant bottom multijet background) and jet identification.

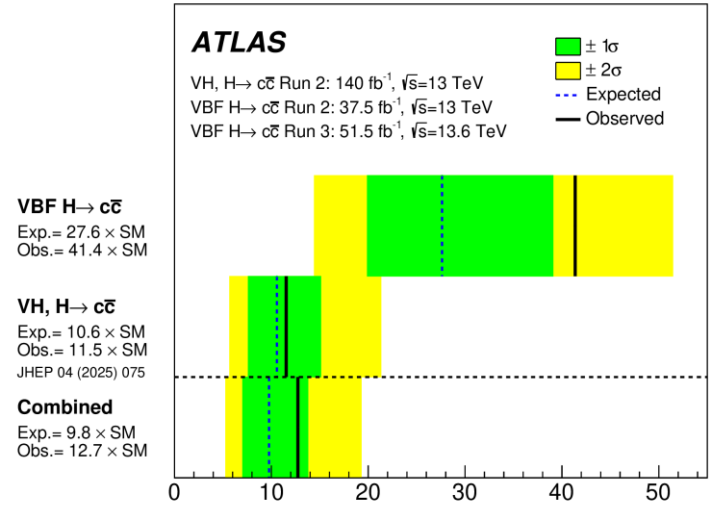

$\sigma(\mathrm{VBF})\mathrm{xBR}_{(H \to c\bar{c})} = 41 * \mathrm{SM}$

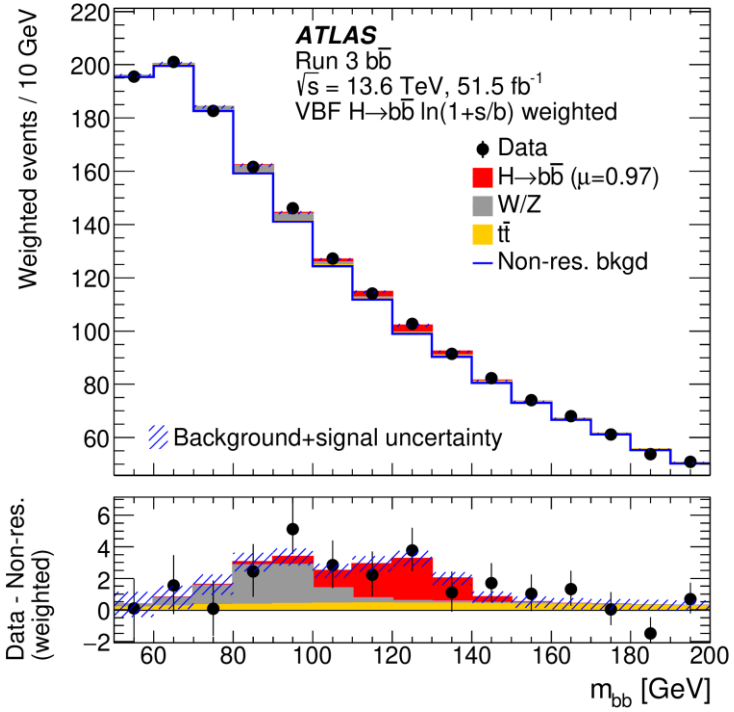

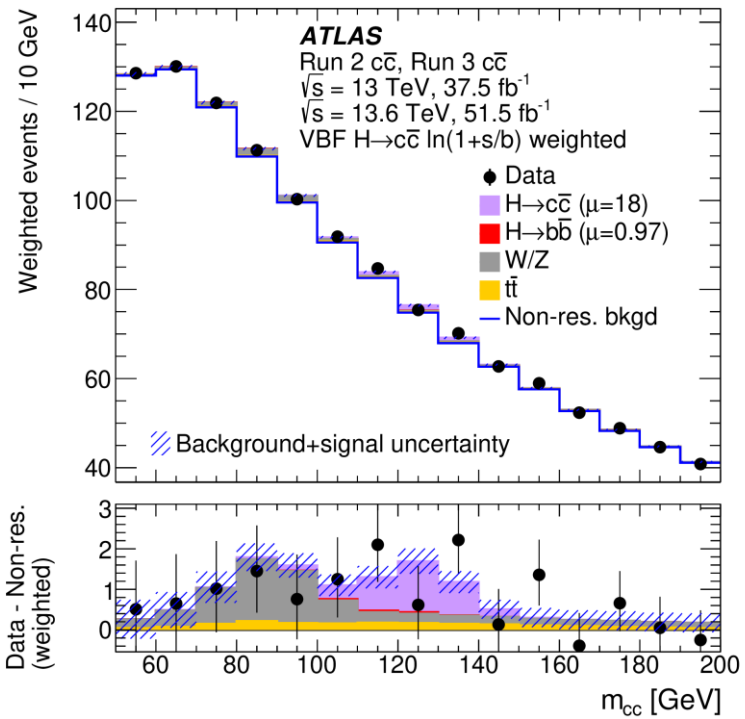

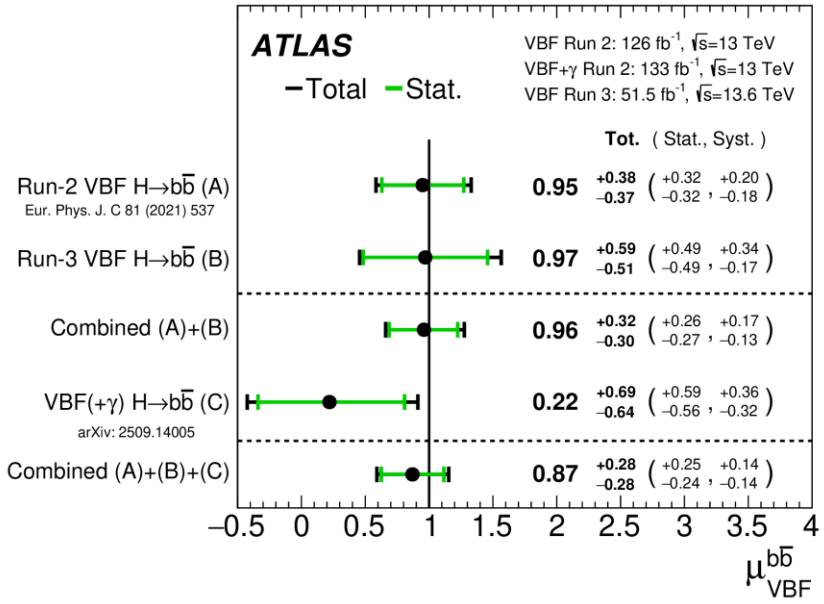

Decay: $H \to b\bar{b}$

arXiv:2509.14005

Search/branching ratio measurement.

Production: VBF, with associated photon

Data set: Run 2 (133 fb^{-1})

- Requirement of photon reduces impact of multijet background (right).
- Photon also provides clean trigger signature.
- Other production modes have limited contribution to signal region (VH < 5%).

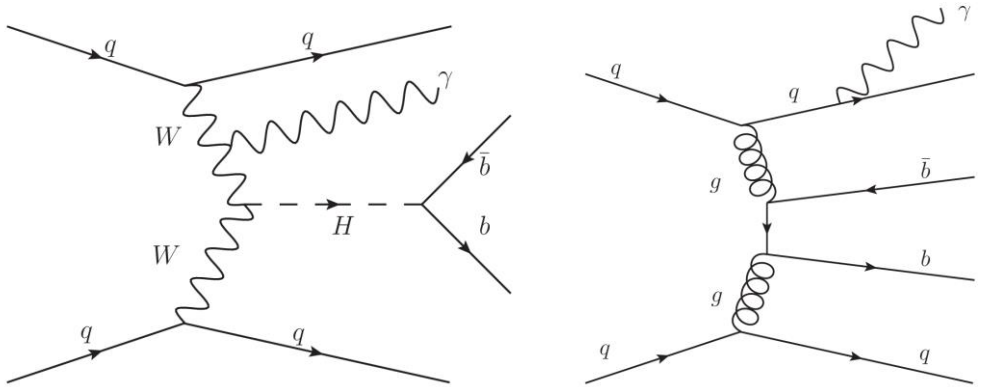

Signal strength relative to SM = $0.2^{+0.7}_{-0.7}$

Observed significance: 0.3σ (1.5σ exp.)

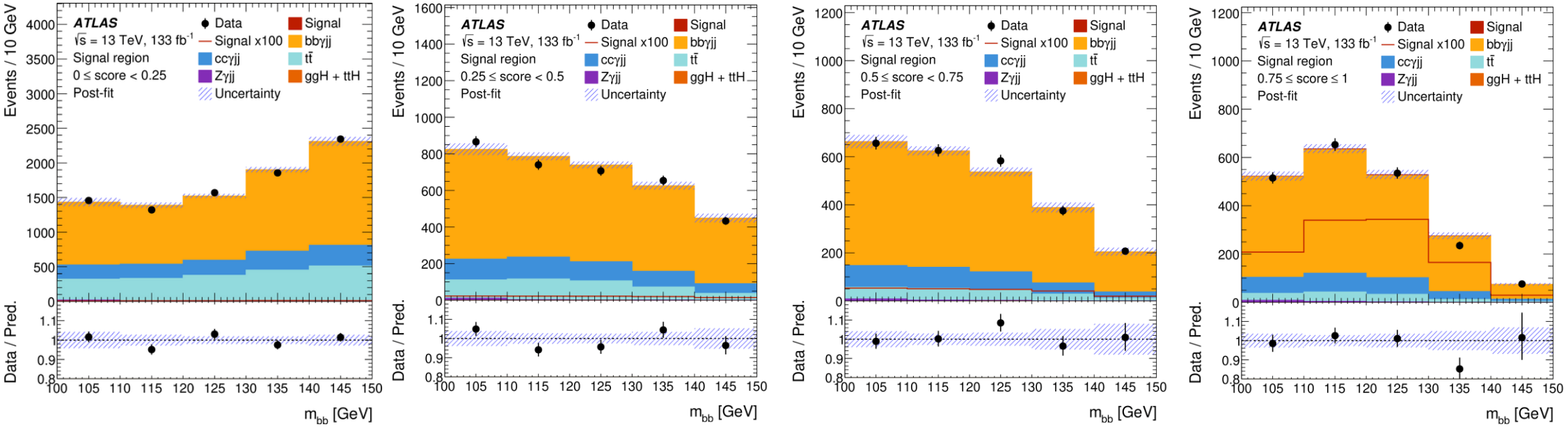

Decay: H → Invisible (4ν)

Phys. Lett. B 842 (2023) 137963 || arXiv:2301.10731

Search/branching ratio measurement.

Production: VBF, ZH, $t\bar{t}H$, ggF

Data set: Run 2 (139 fb^{-1})

Combined with Run 1 (VBF only)

(4.7 fb^{-1} at $\sqrt{s} = 7$ TeV, 20.3 fb^{-1} at $\sqrt{s} = 8$ TeV)

- Primarily conducted as dark matter probe.
- In the standard model extremely small branching ratio, due to $H \to ZZ^* \to 4\nu$: $BR_{(H\to Invisible)}$: ~0.1%

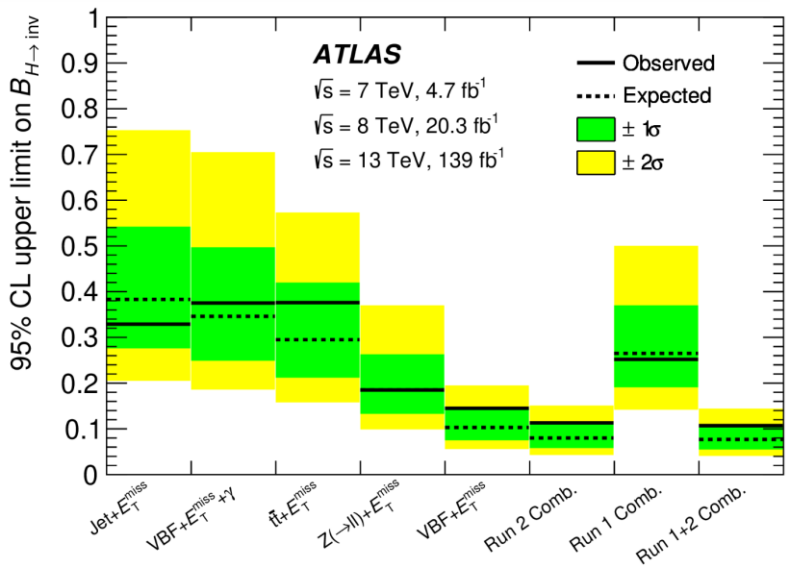

Run 2: $BR_{(H \to Invisible)} < 0.113$ at 95% CL

(expected: $0.080^{+0.031}_{-0.022}$)

Combination: $BR_{(H \to Invisible)} < 0.107$ at 95% CL

(expected: $0.077^{+0.030}_{-0.022}$)

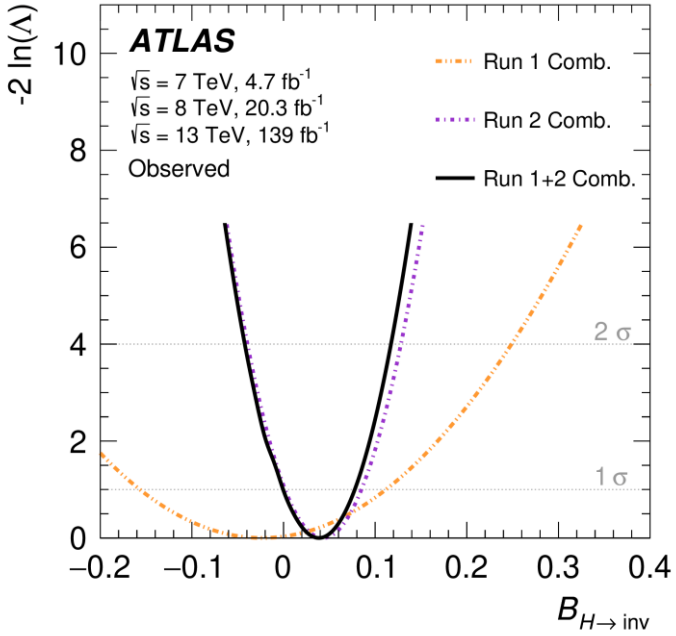

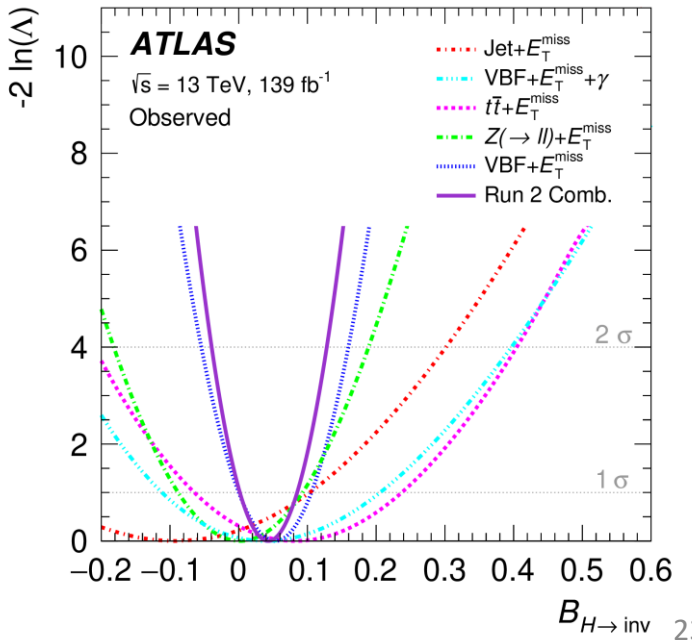

Production: tH

JHEP 10 (2025) 093 || arXiv:2508.14695

Fiducial cross section and STXS measurement.

Decays: bb, WW*, ZZ*, $\tau^+\tau^-$ (Extra ℓ in final states from t.)

Data set: Run 2 (140 fb^{-1})

- Probe of Higgs Yukawa coupling to top quark → important implications for radiative corrections to Higgs potential.
- Production at LHC via tHq, tWH (and ~3% of production via s-channel, neglected here).
- Individual channels measured separately, but combined value measured via simultaneous fit.

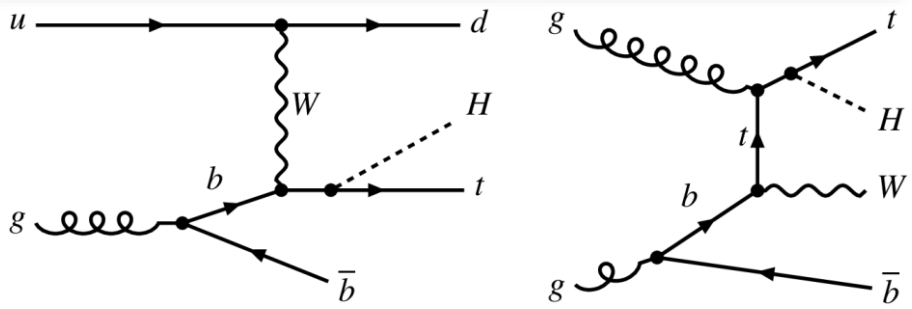

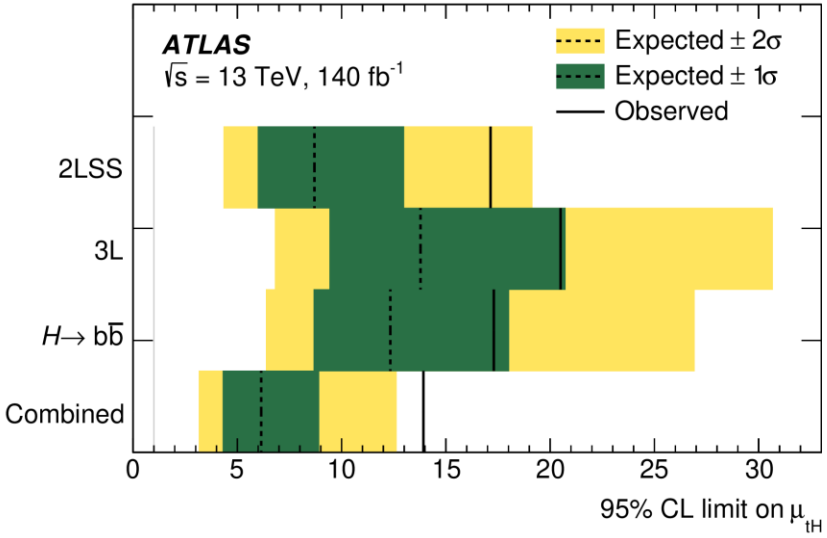

$\sigma(\mathrm{tH}) = 13.9 * SM$

$\mu_{\mathrm{tH}} = 8.1\ ^{+2.6}_{-2.6}(\mathrm{stat.})^{+2.0}_{-2.0}(\mathrm{syst.})$

Signal signif: 2.8σ

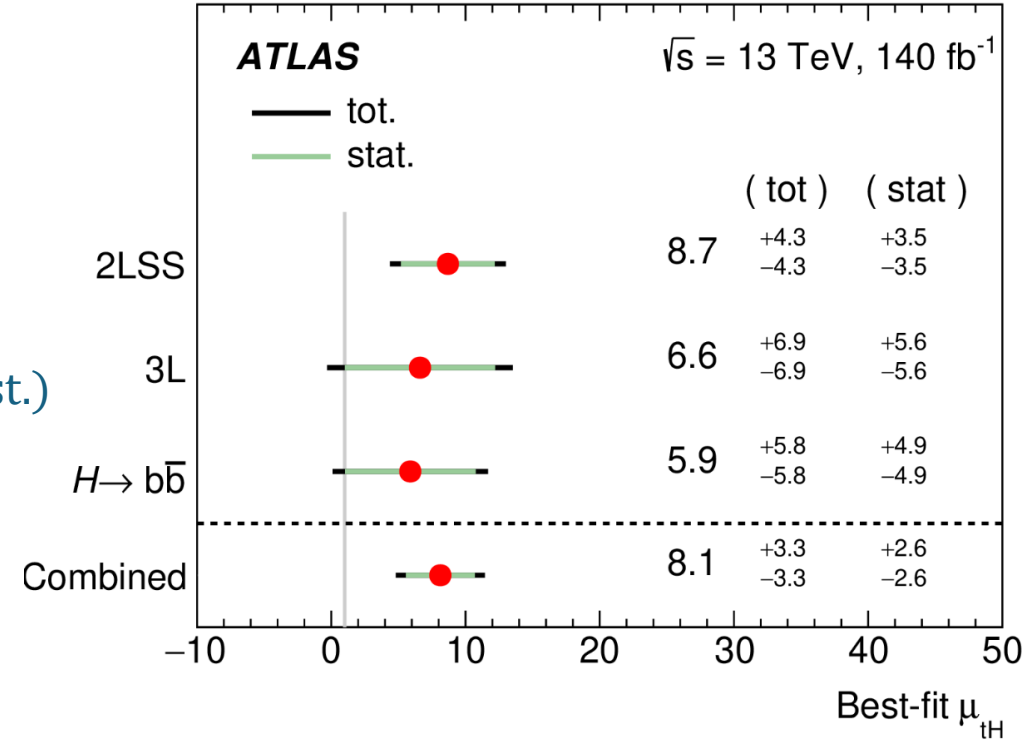

Production: $t\bar{t}H$

arXiv:2510.23755

Fiducial cross section and STXS measurement.

Decays: Inclusive, multilepton final states.

Data set: Run 2 (140 fb^{-1})

- Probe of Higgs Yukawa coupling to top quark → important implications for radiative corrections to Higgs potential.

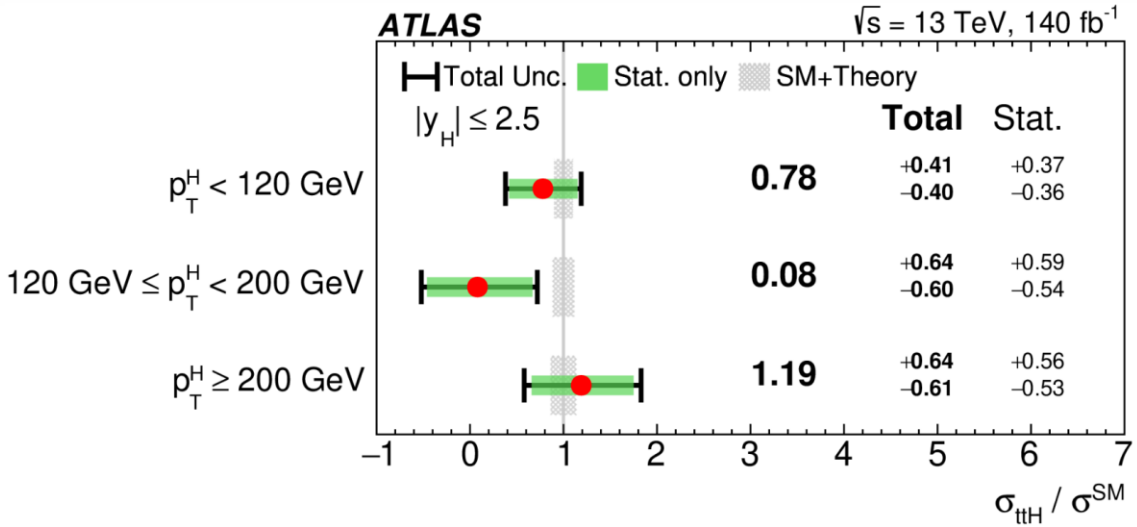

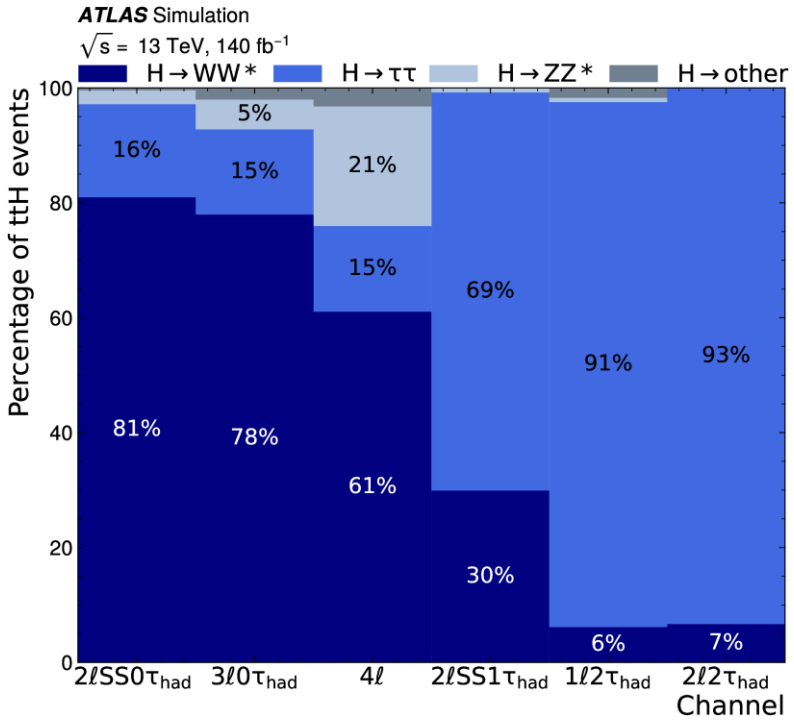

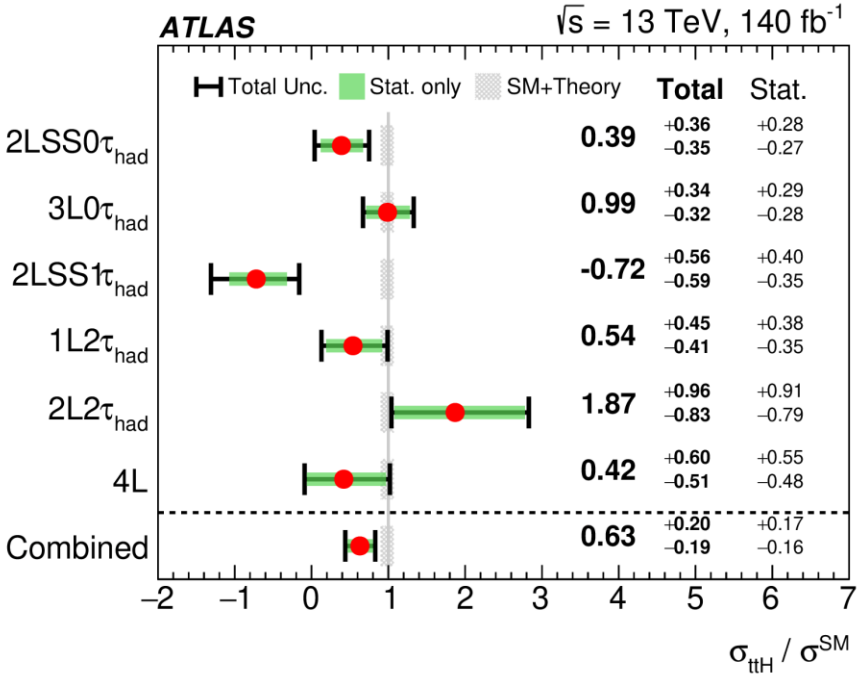

$\sigma(t\bar{t}H)_{obs}/\sigma(t\bar{t}H)_{SM} = 0.63\ ^{+2.0}_{-0.19}$

Signal signif: 3.3σ

Extra details: H→ γγ, H→ ZZ*→ 4ℓ

Eur. Phys. J. C 84 (2024) 78 || arXiv:2306.11379

Difference in luminosity due to 'additional requirements to remove data-taking periods with lower muon trigger efficiency applied only to the H→ZZ→4l channel.'

Leptons	
Muons	$p_T > 5$ GeV, $\|\eta\| < 2.5$
Electrons	$E_T > 7$ GeV, $\|\eta\| < 2.47$
Lepton selection and pairing	
Lepton kinematics	$p_T > 20, 15, 10$ GeV
Leading pair (m_{12})	SFOC lepton pair with smallest $\|m_Z - m_{\ell\ell}\|$
Subleading pair (m_{34})	remaining SFOC lepton pair with smallest $\|m_Z - m_{\ell\ell}\|$
Event selection (at most one Higgs boson candidate per channel)	
Mass requirements	50 GeV $< m_{12} <$ 106 GeV and $m_{\text{threshold}} < m_{34} <$ 115 GeV
Lepton separation	$\Delta R(\ell_i, \ell_j) > 0.1$
J/ψ veto	$m(\ell_i, \ell_j) > 5$ GeV for all SFOC lepton pairs
Impact parameter	$\|d_0\|/\sigma(d_0)$ <5 (3) for electrons (muons)
Mass window	105 GeV $< m_{4\ell} <$ 160 GeV
Vertex selection	$\chi^2/N_{\text{dof}} < 6$ (9) for 4μ (other channels)
If extra lepton with $p_T > 12$ GeV	quadruplet with largest ME value

Final state	Signal SM (pre-fit)	Signal (post-fit)	ZZ^* background	Other backgrounds	Total	Observed
4μ	14.8 ± 1.0	11.3 ± 0.8	8.3 ± 0.6	1.0 ± 0.3	20.6 ± 1.0	23
$2e2\mu$	11.1 ± 0.8	8.5 ± 0.6	6.5 ± 0.4	1.0 ± 0.3	16.0 ± 0.8	13
$2\mu 2e$	7.0 ± 1.3	5.4 ± 1.0	3.2 ± 0.6	0.9 ± 0.1	9.4 ± 1.2	12
$4e$	7.4 ± 1.5	5.7 ± 1.1	3.1 ± 0.7	0.8 ± 0.2	9.6 ± 1.4	9
Total	40.3 ± 3.8	30.9 ± 2.9	21.1 ± 2.0	3.6 ± 0.7	55.6 ± 4.4	57

Photons	
Leading (sub-leading) p_T^γ	$p_T^\gamma/m_{\gamma\gamma} > 0.35(0.25)$
Pseudorapidity	$\|\eta\| < 2.47$ and outside $1.37 < \|\eta\| < 1.52$
Isolation	$E_T^{\text{iso}}/E_T^\gamma < 0.05$
Di-photon system	
Mass window	105 GeV $< m_{\gamma\gamma} <$ 160 GeV

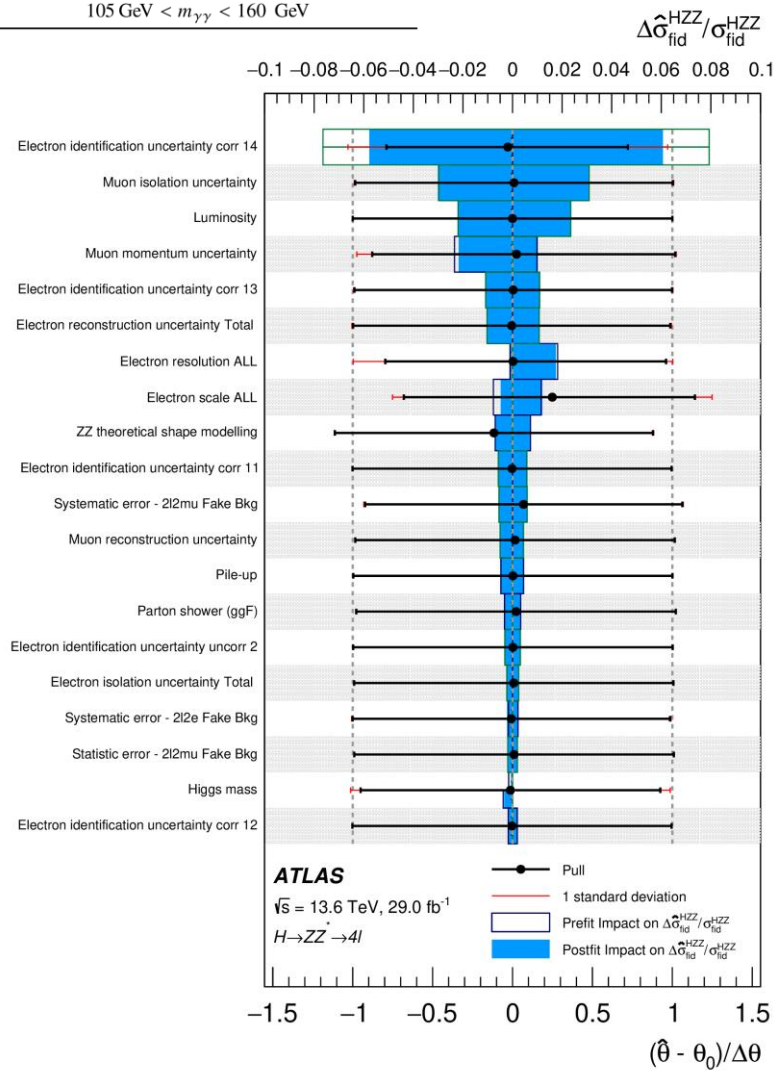

Extra details: $H \to Z\gamma$

arXiv:2306.11379

First measured in Run 2
Run 2 also has low mass dilepton measurement

Category	S_{68}^{exp}	B_{68}^{exp}	N_{68}	w_{68} [GeV]	$S_{68}^{exp}/\sqrt{S_{68}^{exp}+B_{68}^{exp}}$
Lepton	1.5 ± 1.1	75.4 ± 2.8	70	4.4	0.17
VBFT	1.5 ± 1.1	1.3 ± 0.4	3	3.8	0.92
VBFL	2.8 ± 2.0	27.2 ± 1.8	18	4.0	0.52
HRelpT-eeT	1.2 ± 0.8	6.6 ± 0.9	9	3.2	0.43
HRelpT-eeL	2.9 ± 2.1	53.9 ± 1.8	61	4.0	0.39
HRelpT-$\mu\mu$T	2.4 ± 1.7	20.3 ± 1.7	25	3.9	0.51
HRelpT-$\mu\mu$L	2.4 ± 1.7	56.5 ± 1.7	61	4.1	0.32
LRelpT-eeT	8.9 ± 6.2	231 ± 6	240	3.8	0.57
LRelpT-eeM	29 ± 20	2 562 ± 19	2 587	4.1	0.56
LRelpT-eeL	24 ± 17	13 122 ± 50	13 074	4.5	0.21
LRelpT-$\mu\mu$T	4.9 ± 3.4	95 ± 4	107	3.9	0.49
LRelpT-$\mu\mu$M	34 ± 24	2 527 ± 19	2 583	4.1	0.67
LRelpT-$\mu\mu$L	36 ± 25	16 844 ± 40	16 642	4.4	0.28
Inclusive	150 ± 110	35 625 ± 70	35 480	4.0	1.81

Uncertainty source	$\Delta\mu$	
	Expected	Observed
Statistical uncertainty	0.68	0.65
Systematic uncertainty	0.16	0.17
Spurious signal (background modelling)	0.11	0.11
QCD scale, PDF+α_S, parton shower	0.09	0.06
Branching ratio ($H \to Z\gamma$)	0.05	0.05
Luminosity	0.03	0.03
Photon efficiency	0.02	0.03
Jet	0.02	0.07
Electron and photon energy scale and resolution	0.02	0.06
Electron efficiency	0.02	0.02
Muon	< 0.01	0.02
Trigger	< 0.01	0.02
Total	0.70	0.67

Extra details: H→WW* (ggF, VBF)

Eur. Phys. J. C 85 (2025) 1403 || arXiv:2504.07686

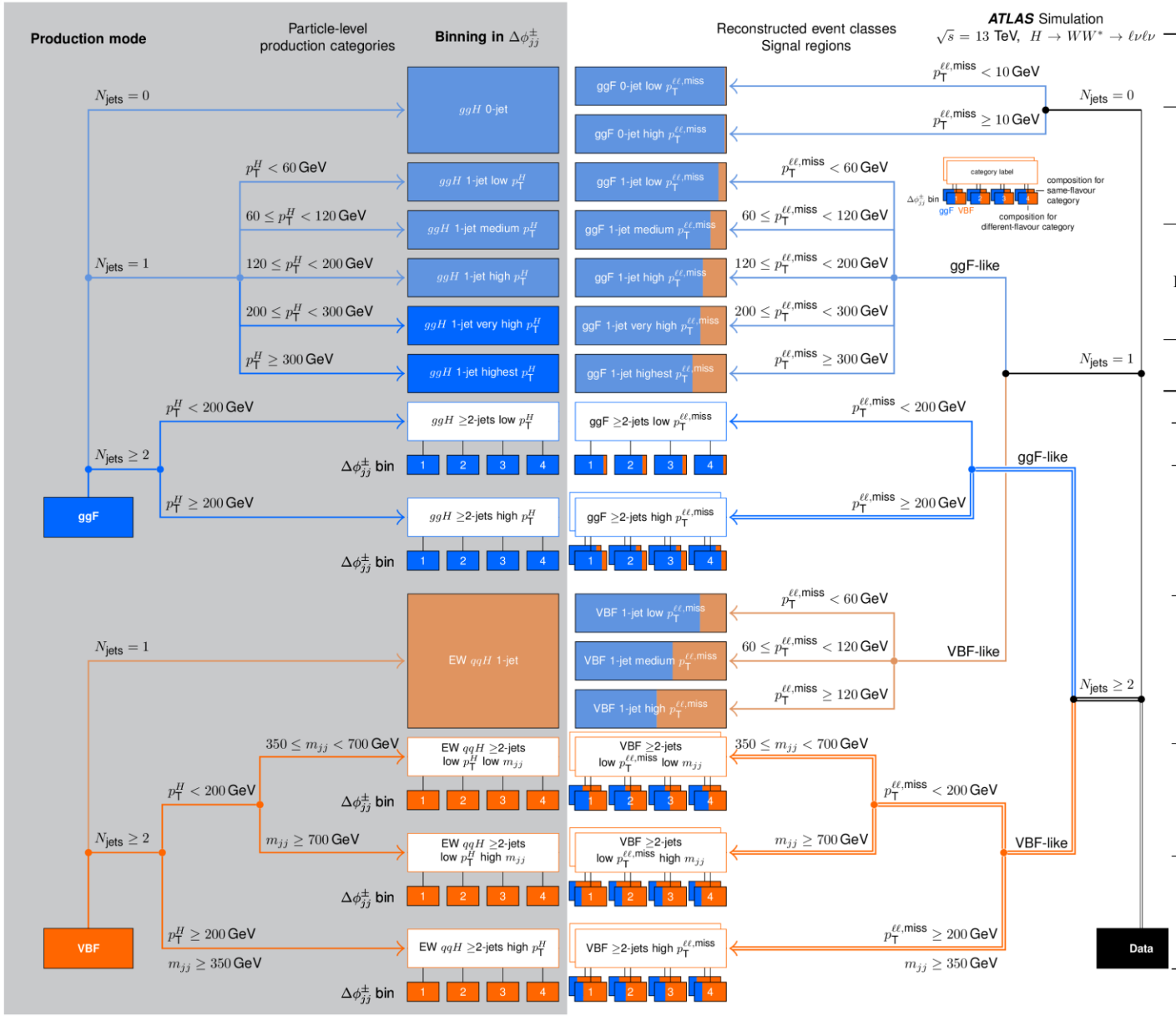

Purpose	Event class: $N_{jets} = 0$	$N_{jets} = 1$	$N_{jets} \geq 2$ ggF-enriched	$N_{jets} \geq 2$ VBF-enriched
Preselection	Two isolated, different-flavour (same-flavour) leptons with opposite charge $p_T^{\ell_0} > 22$ GeV and $p_T^{\ell_1} > 15$ GeV $m_{\ell\ell} > 10$ GeV (12 GeV) Different-flavour leptons		($\mathcal{S}_{miss} > 4$ and $p_T^{\ell\ell} > 40$ GeV) Different- or same-flavour leptons	
Background suppression	$N_{b\text{-jets}}[p_T > 20\text{ GeV}] = 0$ $E_T^{miss} > 20$ GeV $\Delta\phi_{\ell\ell} < 2.0$ rad $m_{\ell\ell} < 55$ GeV $\Delta R_{\ell\ell} > 0.6$		$m_{\tau\tau} < m_Z - 25$ GeV $\Delta\phi_{\ell\ell} < 1.8$ rad $m_{\ell\ell} < 55$ GeV	– $m_{\ell\ell} < 70$ GeV
Signal topology	$\Delta\phi_{\ell\ell,miss} > 1.57$ rad	–	VH orthogonality Fail CJV or Fail OLV	$m_{jj} > 350$ GeV Pass CJV and Pass OLV

Control region	Event class: $N_{jets} = 0$	$N_{jets} = 1$	$N_{jets} \geq 2$ ggF-enriched	$N_{jets} \geq 2$ VBF-enriched
WW	DF channel preselection $N_{b\text{-jets}}(p_T > 20\text{ GeV}) = 0$ **$55 < m_{\ell\ell} < 100$ GeV** $\Delta\phi_{\ell\ell} < 2.0$ rad $E_T^{miss} > 20$ GeV $\Delta\phi_{\ell\ell,miss} > 1.57$ rad $\Delta R_{\ell\ell} > 0.6$	**$m_{\ell\ell} > 80$ GeV** $m_T > 110$ GeV	**$m_{\ell\ell} > 80$ GeV** $m_{T2} > 165$ GeV $m_{\tau\tau} < m_Z - 25$ GeV VH orthogonality Fail CJV or Fail OLV	N/A
Top quark	DF channel preselection **$N_{b\text{-jets}}(20 < p_T < 30\text{ GeV}) = 1$** $m_{\ell\ell} < 100$ GeV $E_T^{miss} > 20$ GeV $\Delta\phi_{\ell\ell} < 2.0$ rad $\Delta\phi_{\ell\ell,miss} > 1.57$ rad $\Delta R_{\ell\ell} > 0.6$	**$N_{b\text{-jets}}(p_T > 30\text{ GeV}) = 1$** $N_{b\text{-jets}}(20 < p_T < 30\text{ GeV}) = 0$ $m_{\ell\ell} < 100$ GeV $m_{\tau\tau} < m_Z - 25$ GeV	**$N_{b\text{-jets}}(p_T > 20\text{ GeV}) = 1$** $m_{\ell\ell} < 55$ GeV $m_{\tau\tau} < m_Z - 25$ GeV $\Delta\phi_{\ell\ell} < 1.8$ rad VH orthogonality Fail CJV or Fail OLV	$m_{\ell\ell} < 70$ GeV $m_{\tau\tau} < m_Z - 25$ GeV – $m_{jj} \geq 350$ GeV Pass CJV and Pass OLV
$Z/\gamma^* \to \tau\tau$	N/A	DF channel preselection $N_{b\text{-jets}}(p_T > 20\text{ GeV}) = 0$ **$m_{\tau\tau} > m_Z - 25$ GeV** $m_{\ell\ell} < 80$ GeV	$m_{\ell\ell} < 55$ GeV VH orthogonality Fail CJV or Fail OLV	**$\lvert m_{\tau\tau} - m_Z \rvert < 25$ GeV** $m_{\ell\ell} < 70$ GeV $m_{jj} \geq 350$ GeV Pass CJV and Pass OLV
$Z/\gamma^* \to ee/\mu\mu$	N/A		SF channel preselection $N_{b\text{-jets}}(p_T > 20\text{ GeV}) = 0$ **$\lvert m_{\ell\ell} - m_Z \rvert < 15$ GeV** – VH orthogonality Fail CJV or Fail OLV	$\Delta\phi_{\ell\ell} < 1.8$ rad $m_{jj} \geq 350$ GeV Pass CJV and Pass OLV

Extra details: H→WW* (VH)

JHEP 08 (2025) 034 || arXiv:2503.19420

$\sigma \times \mathcal{B}_{H\to WW^*}$ [fb]									
p_T^V scheme ($\lvert y_H\rvert < 2.5$)					STXS scheme				
p_T^V interval [GeV]	Value	Stat. unc.	Syst. unc.	SM	STXS category [p_T^V and m_{jj} in GeV]	Value	Stat. unc.	Syst. unc.	SM
VH ($0 \le p_T^V < 75$)	270	$^{+110}_{-100}$	$^{+40}_{-30}$	220 ± 40	$\ell\nu H$ ($0 \le p_T^V < 75$)	0	$^{+40}_{-30}$	± 10	46.3 ± 1.8
VH ($75 \le p_T^V < 150$)	180	$^{+70}_{-60}$	$^{+30}_{-20}$	151 ± 34	$\ell\nu H$ ($75 \le p_T^V < 150$)	26	$^{+22}_{-21}$	$^{+8}_{-7}$	28.9 ± 1.2
VH ($150 \le p_T^V < 250$)	18	$^{+28}_{-26}$	$^{+17}_{-13}$	50 ± 15	$\ell\nu H$ ($p_T^V \ge 150$)	5	± 6	± 4	11.5 ± 0.5
VH ($p_T^V \ge 250$)	1	$^{+12}_{-11}$	$^{+7}_{-6}$	14 ± 4	$\ell\ell H$ ($0 \le p_T^V < 75$)	62	$^{+25}_{-21}$	$^{+11}_{-7}$	24.1 ± 1.7
					$\ell\ell H$ ($75 \le p_T^V < 150$)	35	$^{+17}_{-14}$	$^{+7}_{-4}$	18.7 ± 1.5
					$\ell\ell H$ ($p_T^V \ge 150$)	-2	$^{+5}_{-0\,(\mathrm{LL})}$	$^{+1}_{-0\,(\mathrm{LL})}$	8.7 ± 1.0
					qqH ($60 \le m_{jj} < 120$)	110	$^{+90}_{-80}$	± 60	91.8 ± 3.3

Fit results for the STXS scheme

Normalisation factors		$(\sigma_{\text{STXS category}} \times \mathcal{B}_{H\to WW^*})/(\sigma_{\text{STXS category}} \times \mathcal{B}_{H\to WW^*})_{\text{SM}}$			
Parameter	Fit result	STXS category	Fit result	Stat. unc.	Syst. unc.
Top	$0.9^{+0.3}_{-0.2}$	$\ell\nu H, 0 \le p_T^V < 75$ GeV	$0.0^{+0.8}_{-0.7}$	$^{+0.8}_{-0.7}$	± 0.3
Z+jets	$0.85^{+0.12}_{-0.11}$	$\ell\nu H, 75 \le p_T^V < 150$ GeV	0.9 ± 0.8	$^{+0.8}_{-0.7}$	$^{+0.3}_{-0.2}$
WW	$0.9^{+0.3}_{-0.2}$	$\ell\nu H, p_T^V \ge 150$ GeV	$0.5^{+0.7}_{-0.6}$	$^{+0.6}_{-0.5}$	$^{+0.4}_{-0.3}$
WZ (SS 2ℓ)	$1.14^{+0.17}_{-0.15}$	$\ell\ell H, 0 \le p_T^V < 75$ GeV	$2.6^{+1.1}_{-0.9}$	$^{+1.0}_{-0.9}$	$^{+0.4}_{-0.3}$
WZ 0-jet	1.00 ± 0.06	$\ell\ell H, 75 \le p_T^V < 150$ GeV	$1.9^{+1.0}_{-0.8}$	$^{+0.9}_{-0.8}$	$^{+0.4}_{-0.2}$
WZ ≥1-jets	$0.88^{+0.16}_{-0.15}$	$\ell\ell H, p_T^V \ge 150$ GeV	$-0.2^{+0.6}_{-0.0\,(\mathrm{LL})}$	$^{+0.5}_{-0.0\,(\mathrm{LL})}$	$^{+0.2}_{-0.0\,(\mathrm{LL})}$
WWW	$2.2^{+0.7}_{-0.6}$	$qqH, 60 \le m_{jj} < 120$ GeV	$1.2^{+1.2}_{-1.1}$	± 0.9	$^{+0.7}_{-0.6}$
ZZ	0.99 ± 0.03				

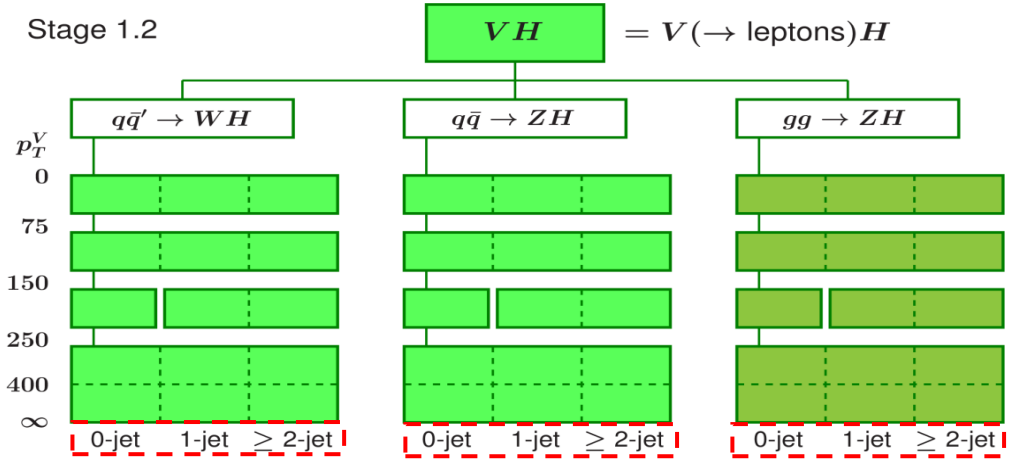

- STXS categorization scheme reduced due to statistical limitations.
- No splitting by jet multiplicity.
- No splitting by gg/qq→ZH

$\sigma(WH)\times BR_{(H\to WW^*)}$: $0.14^{+0.08}_{-0.07}(\text{stat.})^{+0.06}_{-0.05}(\text{syst.})$ pb

SM: $\sigma(WH)\times BR_{(H\to WW^*)}$: $0.294^{+0.009}_{-0.009}$ pb

$\sigma(ZH)\times BR_{(H\to WW^*)}$: $0.31^{+0.09}_{-0.08}(\text{stat.})^{+0.03}_{-0.03}(\text{syst.})$ pb

SM: $\sigma(ZH)\times BR_{(H\to WW^*)}$: $0.190\ ^{+0.009}_{-0.008}$ pb

Extra details: $H \rightarrow \tau^+\tau^-$

JHEP 03 (2025) 010 || arXiv:2407.16320

STXS & Unfolded Fiducial Differential cross section measurements.

Production: ggF, VBF, VH, $t\bar{t}H$

Data set: Run 2 (140 fb^{-1})

UFD measurement also performed: Agnostic to production mode, corrected for detector effects/efficiencies (unfolding).

Bins:

	$p_T(j_0)$ [GeV]	p_T^H [GeV]	$\Delta\phi_{jj}^{signed}$	$\Delta\phi_{jj}^{signed}$ vs p_T^H [GeV]
Bin 1	$[40, 95]$	$[0, 110]$	$[-\pi, -\pi/2]$	$\Delta\phi_{jj}^{signed} < 0$ & $p_T^H < 200$
Bin 2	$[95, 130]$	$[110, 150]$	$[-\pi/2, 0]$	$\Delta\phi_{jj}^{signed} > 0$ & $p_T^H < 200$
Bin 3	$[130, 180]$	$[150, 200]$	$[0, \pi/2]$	$\Delta\phi_{jj}^{signed} < 0$ & $p_T^H > 200$
Bin 4	$[180, 500]$	$[200, 550]$	$[\pi/2, \pi]$	$\Delta\phi_{jj}^{signed} > 0$ & $p_T^H > 200$

	$\tau_e\tau_\mu$	$\tau_{lep}\tau_{had}$	$\tau_{had}\tau_{had}$
Per Channel			
Object counting	$N_e = 1, N_\mu = 1, N_{\tau_{truth}} = 0$	$N_{e/\mu} = 1, N_{\tau_{truth}} = 1$	$N_{e/\mu} = 0, N_{\tau_{truth}} = 2$
p_T cut	e/μ : p_T cut 10 to 27.3 GeV	e/μ : p_T cut 27.0 to 27.3 GeV, τ_{truth}: $p_T > 30$ GeV	τ_{truth}: $p_T > 40, 30$ GeV
Kinematics	$m_{\tau\tau}^{coll} > m_Z - 25$ GeV, $30 < m_{e\mu} < 100$ GeV	$m_T < 70$ GeV	
Angular	$\Delta R_{e\mu} < 2.0$, $\lvert\Delta\eta_{e\mu}\rvert < 1.5$	$\Delta R_{\ell\tau_{truth}} < 2.5$, $\lvert\Delta\eta_{\ell\tau_{truth}}\rvert < 1.5$	$0.6 < \Delta R_{\tau_{truth}\tau_{truth}} < 2.5$, $\lvert\Delta\eta_{\tau_{truth}\tau_{truth}}\rvert < 1.5$
x_1 and x_2	$0.1 < x_1 < 1.0, 0.1 < x_2 < 1.0$	$0.1 < x_1 < 1.4, 0.1 < x_2 < 1.2$	$0.1 < x_1 < 1.4, 0.1 < x_2 < 1.4$
ommon selection	leading jet $p_T > 40$ GeV, sub-leading jet $p_T > 30$ GeV $E_T^{miss} > 20$ GeV Opposite charge of τ-decay products $m_{jj} > 600$ GeV, $\lvert\Delta\eta_{jj}\rvert > 3.4$, $p_T(jj) > 30$ GeV $\eta(j_0) \times \eta(j_1) < 0$ lepton centrality: visible decay products of the τ-leptons between VBF jets $p_T(Hjj) < 50$ GeV		

Extra details: $H \rightarrow \mu^+\mu^-$

Phys. Rev. Lett. 135 (2025) 231802 || arXiv:2507.03595

Category	Data	S	B	$S/\sqrt{B}$	S/B [%]
$t\bar{t}H$-High	12	1.9 ± 0.7	15.5 ± 2.3	0.49	12.5
$t\bar{t}H$-Medium	117	3.9 ± 1.4	115 ± 7	0.36	3.4
VH4L	11	0.78 ± 0.29	12.2 ± 1.8	0.22	6.4
VH3L-High	25	1.4 ± 0.5	17.4 ± 2.9	0.33	8.0
VH3L-Medium	143	3.7 ± 1.4	136 ± 10	0.31	2.7
VH2L-High	19	1.0 ± 0.4	18.3 ± 2.9	0.23	5.3
VH2L-Medium	30	0.38 ± 0.14	31.7 ± 3.1	0.07	1.2
VBF High	9	4.3 ± 1.6	10.5 ± 1.8	1.34	41.2
VBF Medium	28	5.3 ± 2.0	25.8 ± 2.7	1.04	20.5
VBF Low	69	7.2 ± 2.7	62 ± 4	0.91	11.6
VBF Very Low	217	11 ± 4	225 ± 8	0.76	5.1
2-jet High	1 399	31 ± 12	$1\,367 \pm 25$	0.84	2.3
2-jet Medium	5 657	69 ± 26	$5\,560 \pm 50$	0.92	1.2
2-jet Low	17 684	110 ± 40	$17\,300 \pm 70$	0.87	0.7
2-jet Very Low	35 147	110 ± 40	$35\,160 \pm 140$	0.59	0.3
1-jet High	708	17 ± 6	710 ± 16	0.65	2.4
1-jet Medium	7 166	80 ± 30	$7\,140 \pm 70$	0.95	1.1
1-jet Low	31 761	180 ± 70	$31\,510 \pm 120$	1.00	0.6
1-jet Very Low	73 578	200 ± 80	$73\,330 \pm 200$	0.75	0.3
0-jet High	19 445	120 ± 50	$19\,260 \pm 90$	0.89	0.6
0-jet Medium	50 742	200 ± 80	$50\,830 \pm 190$	0.90	0.4
0-jet Low	94 032	240 ± 90	$93\,770 \pm 210$	0.78	0.3
0-jet Very Low	136 762	170 ± 60	$136\,510 \pm 290$	0.47	0.1

	Selection
Common preselection	Primary vertex Two opposite-charge muons Muons: $\lvert\eta\rvert < 2.5$, $p_T^{lead} > 27$ GeV, $p_T^{sublead} > 15$ GeV
Fit region	$m_{\mu\mu} = 110 - 160$ GeV
Jets	$p_T > 25$ GeV and $\lvert\eta\rvert < 2.4$ or with $p_T > 30$ GeV and $2.4 < \lvert\eta\rvert < 4.5$
b-tagged jets	$p_T > 25$ GeV and $\lvert\eta\rvert < 2.4$ or with $p_T > 30$ GeV and $2.4 < \lvert\eta\rvert < 2.5$ Tagging efficiency working point of 85%
$t\bar{t}H$ categories	At least one b-jet
VH 4-lepton category	Exactly two additional e or μ with $p_T > 8$ GeV, 5 GeV (μ) / 7 GeV (e), no b-jets
VH 3-lepton categories	Exactly one additional e or μ with $p_T > 15$ GeV, no b-jets
VH 2-lepton categories	No additional lepton, no b-jets, $E_T^{miss} > 120$ GeV
VBF and ggF categories	No additional lepton, no b-jets, $E_T^{miss} < 120$ GeV

Extra details: $H \to b\bar{b}$, $H \to c\bar{c}$ (VBF)

arXiv:2511.21911

VBF candidate jets selection	
j_1	$p_T > 75$ GeV and $\lvert\eta\rvert < 3.2$
j_2	$p_T > 75$ GeV and $\lvert\eta\rvert < 4.5$
m_{jj}	> 1200 GeV
$\lvert\Delta\phi_{jj}\rvert$	< 2
$\lvert\Delta\eta_{jj}\rvert$	> 4
In case of multiple jets satisfying these criteria, the pair maximizing m_{jj} is selected	

Higgs jets selection	
j_{h1}	$p_T > 20$ GeV and $\lvert\eta\rvert < 2.5$ (and not selected as VBF jet)
j_{h2}	$p_T > 20$ GeV and $\lvert\eta\rvert < 2.5$ (and not selected as VBF jet)
$\lvert\Delta\phi_{j_h j_h}\rvert$	< 2
$p_{T,j_h j_h}$	> 150 GeV
In case of multiple jets satisfying these criteria, the pair maximizing $p_{T,j_h j_h}$ is selected	

Veto
Events with one or more isolated electrons or muons are rejected

Flavor tagging	
$H \to b\bar{b}$ channel	j_{h1} and j_{h2} are b-tagged with 77% b-tagging efficiency
$H \to c\bar{c}$ channel	j_{h1} and j_{h2} are not b-tagged and are c-tagged with 50% c-tagging efficiency

Source of uncertainty	$\sigma(\mu^{c\bar{c}})$	$\sigma(\mu^{b\bar{b}})$
Total	13	0.53
Statistical	12	0.45
Data statistical	8.7	0.32
Non-res. bkgd normalization	4.9	0.19
Non-res. bkgd shape	4.6	0.20
Non-res. bkgd residual uncertainty	1.4	0.05
Other Higgs signal normalization	0.3	0.01
Systematic	6.5	0.28
Non-res. bkgd bias uncertainty	5.8	0.19
Simulation sample sizes	3.4	0.21
Experimental	1.8	0.18
Jet	1.8	0.18
Flavor tagging	0.3	0.01
Trigger	0.3	0.02
Other	0.06	0.02
V+jets and $t\bar{t}$ background estimate	0.7	0.03
Signal theory	0.8	0.04

New trigger exploits large invariant mass and rapidity separation of two forward jets in VBF, achieves higher $H \to b\bar{b}$ efficiency, better discrimination for $H \to c\bar{c}$.

Extra details: $H \to b\bar{b}$, $H \to c\bar{c}$ (VH)

JHEP 04 (2025) 075 || arXiv:2410.19611

Signal and Control Regions



Extra details: $H \to b\bar{b}$, $H \to c\bar{c}$ (VH)

JHEP 04 (2025) 075 || arXiv:2410.19611

Event yields

p_T^V region	Num. jets	SR	$H \to b\bar{b}$	$H \to c\bar{c}$	Total bkg.	Data
150–250 GeV	2	BB	180 ± 30	0.14 ± 0.76	10030 ± 90	10138
		C_TN	8.9 ± 1.5	6 ± 33	58050 ± 210	58484
		C_TC	4.0 ± 0.6	3 ± 17	7370 ± 70	7353
	3	BB	111 ± 20	0.1 ± 0.5	16630 ± 110	16700
		C_TN	4.1 ± 0.8	3 ± 16	31730 ± 150	31527
		C_TC	2.6 ± 0.5	2 ± 10	7690 ± 70	7688
	4	BB	47 ± 11	0.1 ± 0.3	21330 ± 130	21279
250–400 GeV (> 250 GeV)	2	BB	41 ± 7	0.03 ± 0.16	750 ± 20	822
		C_TN	1.9 ± 0.3	1 ± 8	5840 ± 50	5852
		C_TC	1.2 ± 0.2	1 ± 5	773 ± 16	760
	3	BB	26 ± 4	0.02 ± 0.12	1180 ± 30	1195
		C_TN	0.9 ± 0.18	0.8 ± 4.2	4130 ± 40	4148
		C_TC	0.69 ± 0.12	0.5 ± 2.8	1039 ± 18	1063
	4	BB	14 ± 3	0.02 ± 0.09	1630 ± 30	1631
400–600 GeV	-	BB	18 ± 3	0.2 ± 1.0	1030 ± 30	1025
>600 GeV	-	BB	3.1 ± 0.5	0.04 ± 0.19	161 ± 8	162

Extra details: tH production

JHEP 10 (2025) 093 || arXiv:2508.14695

Fiducial cross section and STXS measurement.

Decays: $b\bar{b}$, WW*, ZZ*, $\tau^+\tau^-$, with extra ℓ final state.

Data set: Run 2 (140 fb^{-1})

$H \to b\bar{b}$ channel				
	Pre-fit		Post-fit	
Process	SR	CR($t\bar{t}+\geq 1b$)	SR	CR($t\bar{t}+\geq 1b$)
tHq	43 ± 7	9.1 ± 2.0	350 ± 130	72 ± 29
tWH	3.4 ± 2.0	14 ± 8	28 ± 20	110 ± 80
$t\bar{t}+\geq 1b$	6800 ± 1100	20100 ± 2600	8100 ± 1000	25600 ± 1900
$t\bar{t}+\geq 1c$	4000 ± 2400	11000 ± 6000	3900 ± 1500	10200 ± 3300
$t\bar{t}+\geq 0$ light	19300 ± 3300	23100 ± 3500	18500 ± 1100	23300 ± 2100
e/μ_{Fakes}	1700 ± 500	1600 ± 500	1700 ± 500	1600 ± 500
$t\bar{t}W$	20.1 ± 3.0	134 ± 19	20.2 ± 2.9	133 ± 19
$t\bar{t}H$	120 ± 15	683 ± 70	120 ± 15	683 ± 70
$t\bar{t}Z$	68 ± 9	340 ± 40	68 ± 9	340 ± 40
tZq	69 ± 7	20.4 ± 1.9	69 ± 6	20.4 ± 1.9
tWZ	0.20 ± 0.10	0.9 ± 0.5	0.20 ± 0.11	0.9 ± 0.5
Wt channel	970 ± 260	1500 ± 500	970 ± 250	1600 ± 500
t-channel	1070 ± 180	350 ± 120	1060 ± 160	350 ± 120
s-channel	43 ± 8	40 ± 11	42 ± 7	39 ± 10
W + jets	740 ± 310	900 ± 400	750 ± 300	890 ± 350
Z + jets	140 ± 50	100 ± 40	140 ± 50	100 ± 40
VV	48 ± 25	70 ± 40	41 ± 22	63 ± 33
other Higgs	6 ± 5	5.3 ± 2.9	7 ± 5	5.2 ± 2.8
Rare top	0.08 ± 0.04	3.3 ± 1.7	0.08 ± 0.04	3.4 ± 1.7
Total	35000 ± 5000	60000 ± 8000	35870 ± 210	65000 ± 340
Data	35869	65002	35869	65002

Post-fit 2ℓ SS channel					
Process	SR	CR(μ_{HF})	CR(e_{HF})	CR(e_{conv})	CR($t\bar{t}W$)
tHq	25 ± 9	5.3 ± 2.1	21 ± 8	0.67 ± 0.30	2.4 ± 0.9
tWH	0.7 ± 0.4	1.6 ± 0.7	7.3 ± 3.2	0.13 ± 0.07	3.2 ± 1.4
μ_{HF}	13 ± 6	47 ± 18	15 ± 7	0.22 ± 0.17	2.9 ± 1.9
e_{HF}	2.6 ± 3.4	-	50 ± 60	0.7 ± 0.9	0.5 ± 0.7
e_{conv}	3.8 ± 3.1	-	98 ± 35	58 ± 15	3.4 ± 1.6
other mis-id leptons	4 ± 4	15 ± 11	38 ± 25	3.3 ± 2.8	3.2 ± 2.1
$e_{\text{ChargeFlip}}$	8.0 ± 1.8	-	210 ± 50	36 ± 10	4.2 ± 1.0
$t\bar{t}W$	15.0 ± 2.4	41 ± 5	178 ± 17	5.7 ± 0.6	144 ± 13
$t\bar{t}Z$	3.7 ± 0.6	7.9 ± 1.3	37 ± 6	1.07 ± 0.20	15.1 ± 2.1
$t\bar{t}H$	2.4 ± 0.4	7.3 ± 0.9	30 ± 4	0.78 ± 0.11	13.5 ± 1.9
tZq	14.1 ± 1.9	3.9 ± 0.5	22.1 ± 2.0	0.68 ± 0.09	1.03 ± 0.17
VV	6.0 ± 2.4	7.1 ± 3.5	45 ± 13	2.0 ± 1.6	6.0 ± 2.4
others	0.44 ± 0.13	1.1 ± 0.4	7.9 ± 2.1	0.28 ± 0.11	1.9 ± 0.5
4-tops	0.043 ± 0.014	0.050 ± 0.015	0.55 ± 0.15	0.017 ± 0.007	0.85 ± 0.24
Total	99 ± 8	138 ± 11	762 ± 27	109 ± 10	202 ± 12
Data	101	137	756	110	200

Post-fit 3ℓ channel					
Process	SR	CR(μ_{HF})	CR(e_{HF})	CR(e_{conv})	CR($t\bar{t}W$)
tHq	12 ± 4	2.0 ± 0.9	1.3 ± 0.5	0.20 ± 0.09	2.2 ± 0.9
tWH	2.3 ± 0.9	2.0 ± 0.9	1.2 ± 0.5	0.15 ± 0.07	5.2 ± 2.2
μ_{HF}	8 ± 4	77 ± 18	3.0 ± 1.5	0.07 ± 0.09	9 ± 6
e_{HF}	8 ± 4	3.8 ± 2.9	68 ± 14	0.22 ± 0.08	10 ± 6
e_{conv}	3.1 ± 2.1	3 ± 4	11 ± 6	11 ± 5	9 ± 11
other mis-id leptons	3.8 ± 2.2	13 ± 8	7 ± 4	1.0 ± 0.9	9 ± 7
$t\bar{t}W$	8.3 ± 1.3	15.0 ± 1.6	9.3 ± 1.2	2.0 ± 0.4	131 ± 12
tWZ	0.9 ± 0.5	1.5 ± 0.7	0.9 ± 0.5	0.62 ± 0.33	3.6 ± 1.9
$t\bar{t}Z$	14.2 ± 2.0	15.5 ± 2.3	8.4 ± 1.3	4.6 ± 0.9	38 ± 5
$t\bar{t}H$	7.7 ± 1.0	7.6 ± 1.0	4.7 ± 0.7	0.48 ± 0.14	21.4 ± 2.8
tZq	10.7 ± 1.2	9.3 ± 1.1	4.9 ± 0.6	1.74 ± 0.32	6.0 ± 0.7
tW	1.1 ± 0.7	5 ± 4	4.0 ± 2.7	0.9 ± 0.7	1.4 ± 1.1
VV	10 ± 4	21 ± 6	10.6 ± 3.4	4.2 ± 1.3	11 ± 4
others	0.23 ± 0.08	0.43 ± 0.12	0.15 ± 0.05	0.037 ± 0.011	0.9 ± 0.4
4-tops	0.14 ± 0.04	0.15 ± 0.05	0.087 ± 0.026	0.035 ± 0.012	1.7 ± 0.5
Total	90 ± 7	177 ± 13	135 ± 11	27 ± 5	260 ± 11
Data	90	175	134	26	268

Extra details: $t\bar{t}H$

arXiv:2510.23755

Fiducial cross section and STXS measurement.

Decays: Multilepton final states.

Data set: Run 2 (140 fb^{-1})

	$2\ell SS0\tau_{had}$ and $3\ell0\tau_{had}$ channels				4ℓ channel	
Region	$3\ell VV$	$3\ell t\bar{t}Z$	3ℓIntC, 3ℓMatC	$2\ell tt(e)_{TM_{ex}}$, $2\ell tt(e)_{M_{ex}T}$ $2\ell tt(\mu)_{TM_{ex}}$, $2\ell tt(\mu)_{M_{ex}T}$ $2\ell tt(e)_{M_{ex}M_{ex}}$, $2\ell tt(\mu)_{M_{ex}M_{ex}}$	3ℓ μ HF 3ℓ e HF	3ℓ e LF
Lepton requirement	3ℓ		$\mu\mu e^*$	$2\ell SS$	$e^\mp\mu^\pm\mu^\pm$ $\mu^\mp e^\pm e^\pm$	$\mu^\pm\mu^\mp e^\mp$
Lepton definition	$(L$ or $L', M, M)$		(L, M, M)	(T, M_{ex}) or (M_{ex}, T) or (M_{ex}, M_{ex})	L	
Lepton p_T [GeV]	(10, 15, 15)			(15, 15)	(10,10,10)	
$\lvert m^{SF}_{\ell^+\ell^-} - m_Z\rvert$ [GeV]	< 10		> 10	–	–	< 10
$\lvert m_{\ell\ell\ell} - m_Z\rvert$ [GeV]	> 10		< 10	–	–	> 15
$m_T(\ell_0, E_T^{miss})$ [GeV]	–			< 250 for TM_{ex} and $M_{ex}T$ pairs	–	
E_T^{miss} [GeV]	–			–	–	< 20
N_{jets}	2 or 3	≥ 4	–	≥ 2	≥ 1	
$N_{b\text{-jets}}$	1 $b^{85\%}$	≥ 1 $b^{85\%}$	0 $b^{85\%}$	1 $b^{85\%}$	≥ 1 $b^{85\%}$	0 $b^{85\%}$
$\tau_{had\text{-}vis}$ candidates	0			0	–	
$3\ell0\tau_{had}$ channel veto	–			–	Yes	
Region split	–	–	internal, material	sub-leading e/μ × $(TM_{ex}, M_{ex}T, M_{ex}M_{ex})$	$e^\mp\mu^\pm\mu^\pm$ $\mu^\mp e^\pm e^\pm$	–

STXS bin	$\sigma_{t\bar{t}H}$ [fb]	σ^{SM} [fb]
$p_T^H < 120$ GeV	231^{+122}_{-119}	297^{+20}_{-29}
$120 \leq p_T^H < 200$ GeV	10^{+81}_{-76}	127^{+9}_{-12}
$p_T^H \geq 200$ GeV	92^{+49}_{-47}	77^{+5}_{-8}

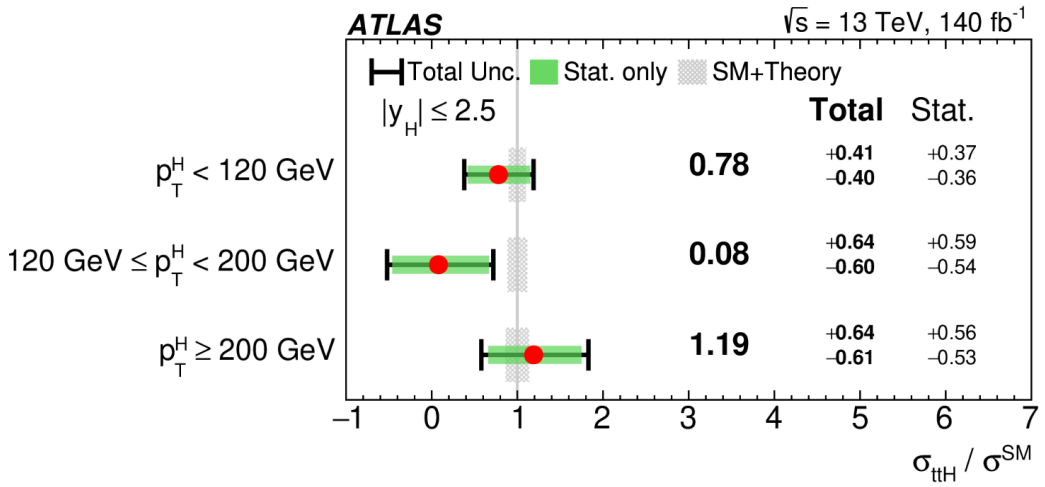

κ-framework

arXiv:2207.00092

Parametrizing $\sigma * BR$ measurements in terms of multiplicative coupling strength modifiers, κ.

Cross sections: $\kappa_p^2 = \frac{\sigma_p}{\sigma_p^{SM}}$ Decays: $\kappa_p^2 = \frac{\Gamma_p}{\Gamma_p^{SM}}$

ie: Standard model: $\kappa_V = \kappa_Z = \kappa_W = \kappa_f = 1$, but <1 in SM extensions.

Best-fit values: $\kappa_V = 1.035 \pm 0.031$, $\kappa_f = 0.95 \pm 0.05$
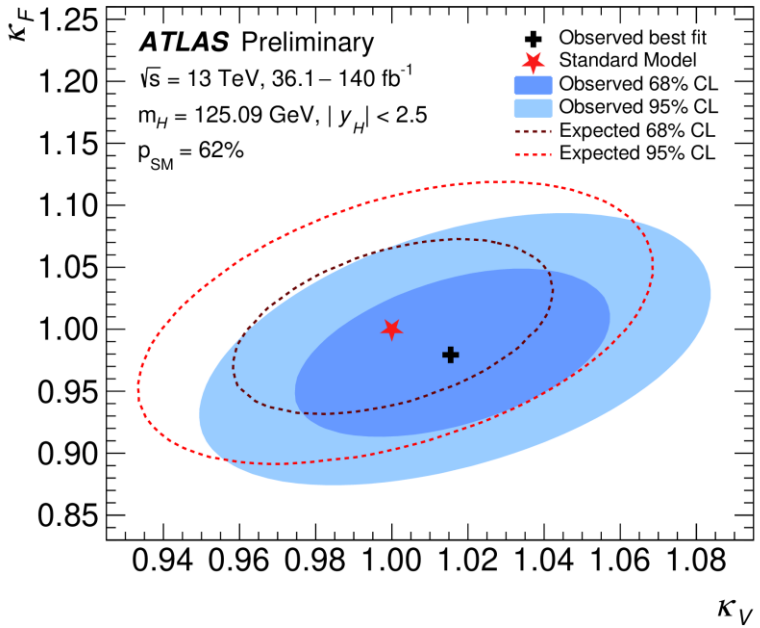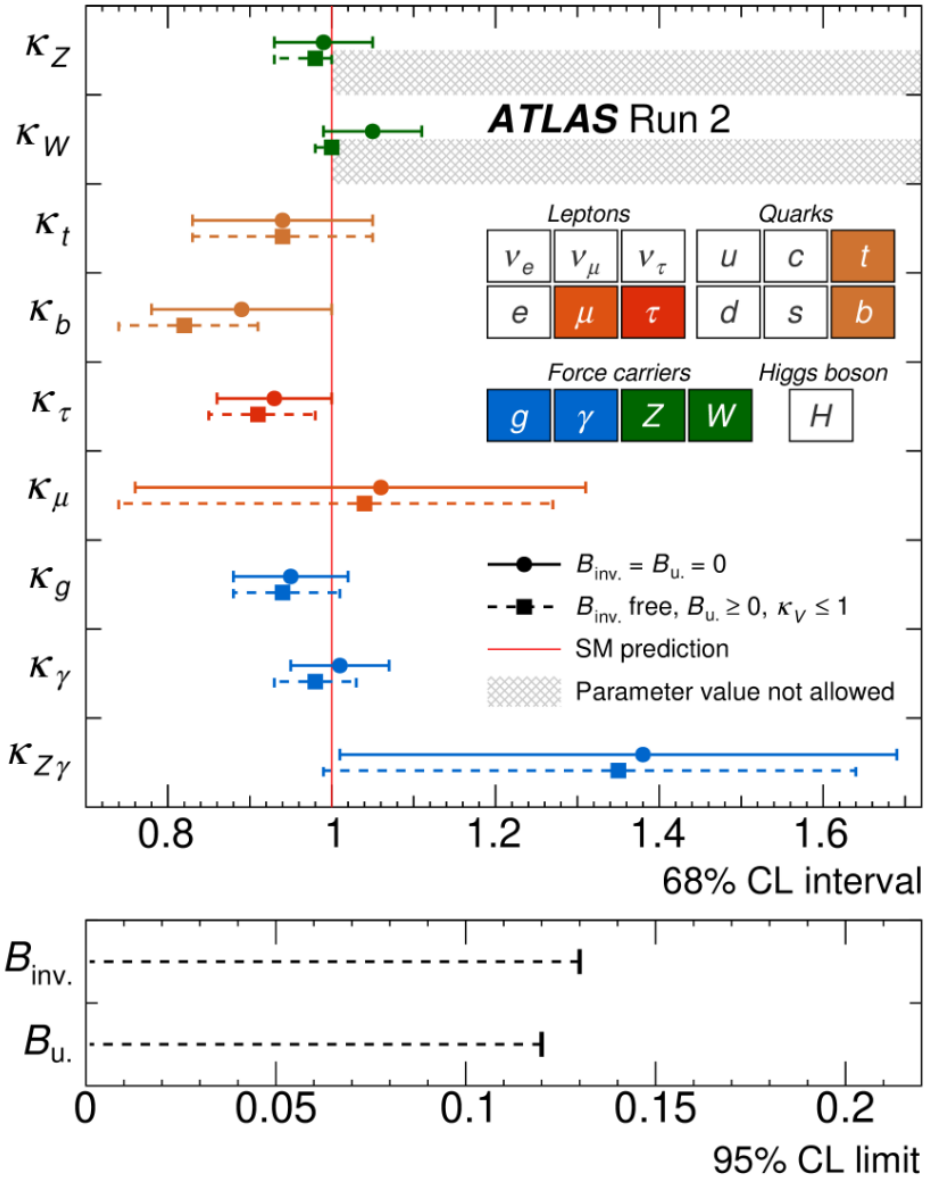
Measurement contains large correlation (39%) between κ_V and κ_f because of vector boson decays in ggF production measurements.