

PSD13

St. Catherine's College
September 3-8, 2023




The Silicon Vertex Detector of the Belle II Experiment

Wang Zihan 王子涵

U-Tokyo

on behalf of the Belle II SVD collaboration

2023.09.04



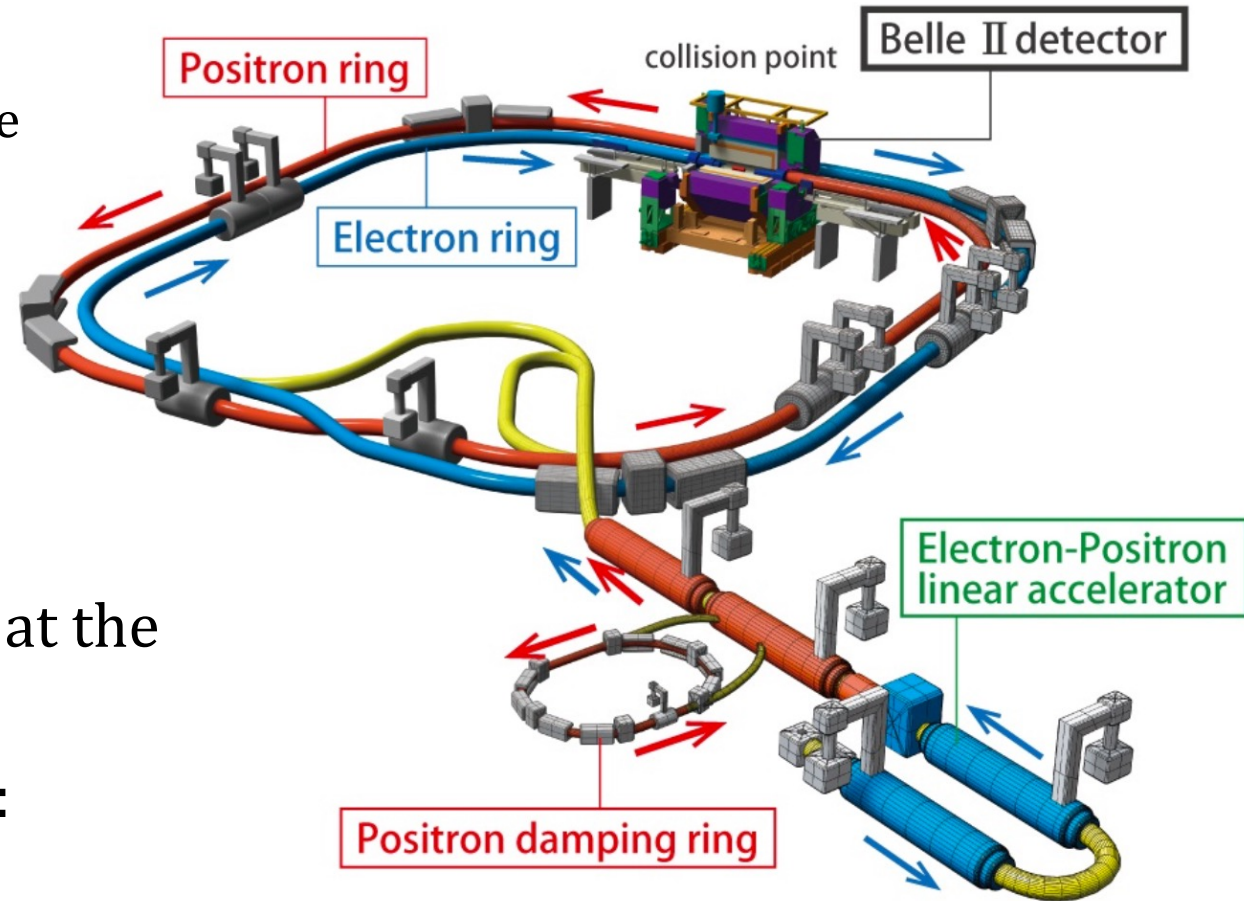
SuperKEKB and Belle II Experiment

- SuperKEKB
 - Asymmetric e^+e^- collision at $\Upsilon(4S)$ resonance

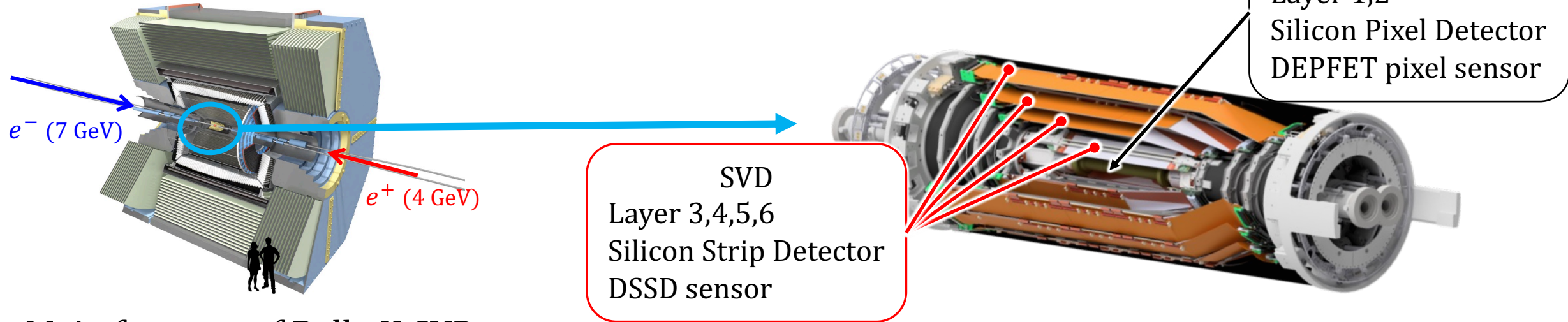
	$\int \mathcal{L} dt$	\mathcal{L}
Target	50 ab^{-1}	$6 \times 10^{35} \text{ cm}^{-2} \text{ s}^{-1}$
Achieved	424 fb^{-1}	$4.7 \times 10^{34} \text{ cm}^{-2} \text{ s}^{-1}$

New world record!


- Belle II experiment: New physics search at the luminosity frontier
- Good vertex reconstruction required for:
 - Precise physics measurement
 - Beam-induced background rejection



Belle II vertex detector (VXD)



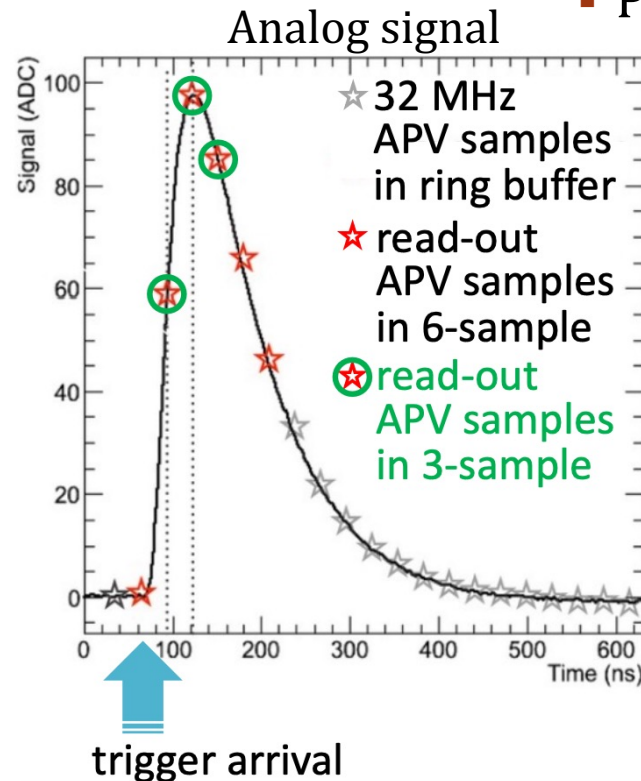
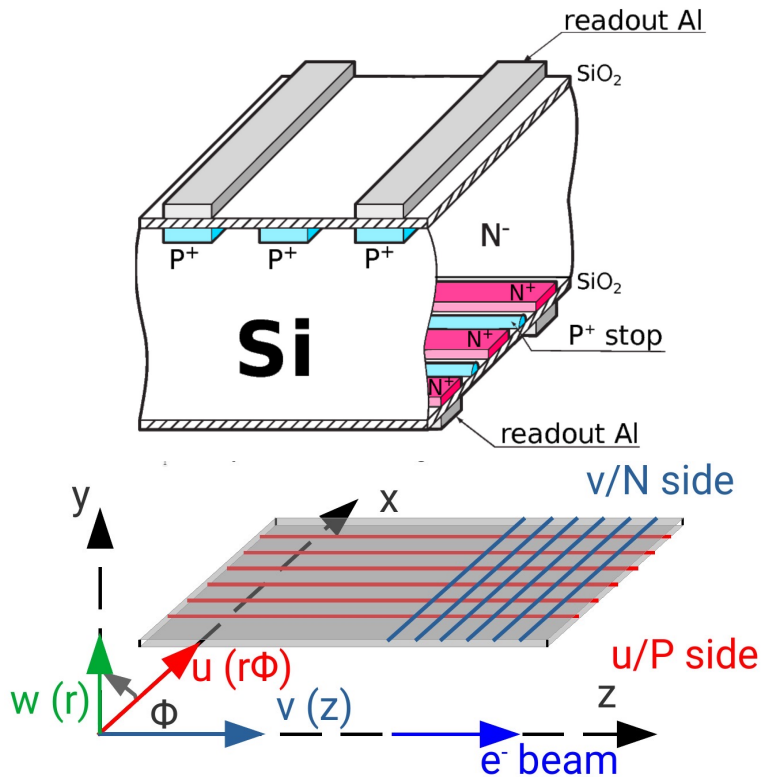
- Main features of Belle II SVD
 - Participation in vertex detection
 - Standalone tracking for low momentum tracks
 - Particle identification with dE/dx
- Operate at high background environment, for SVD innermost layer:
 - Hit rate $\sim 5 \text{ MHz/cm}^2$
 - Ionization dose $\sim 0.35 \text{ Mrad/yr}$



SVD sensors and front-end ASIC

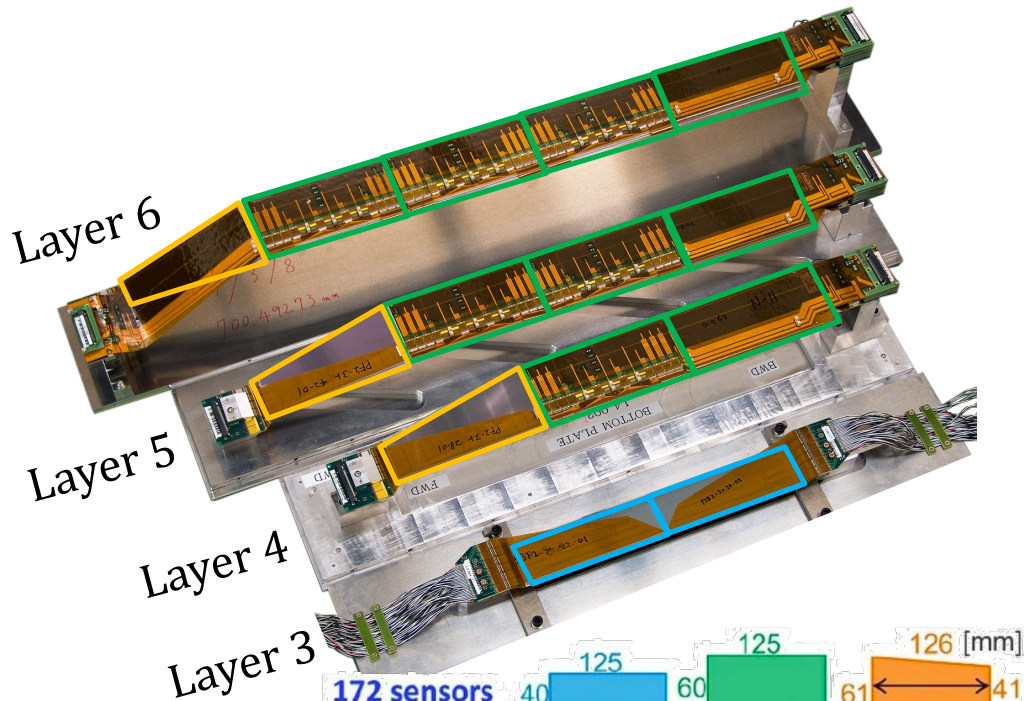
- Double-sided Silicon Strip Detector (DSSD)
 - Provide 2-D spatial information
 - Depletion voltage: 20~60 V
 - Operation voltage: 100 V

- APV25 front-end ASIC operate @ 32 MHz
 - 128 channels per chip
 - 50ns shaping time
 - Radiation hardness > 100 Mrad
 - Power consumption: 0.4 W/chip

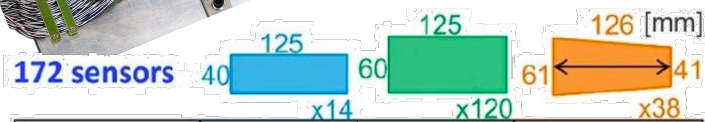
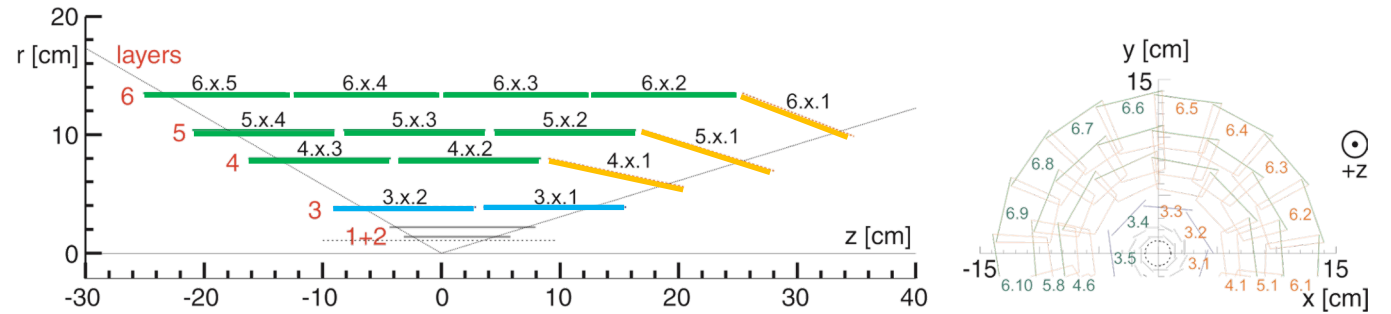


- 6 subsequent samples readout
- 3/6 mixed acquisition mode prepared for high luminosity runs

SVD structure



- DSSD sensors and APV25 ASICs are grouped into ladders
- 172 sensors, 1.2 m² sensor area, 224k readout strips
- Low material budget: 0.7% X₀/layer



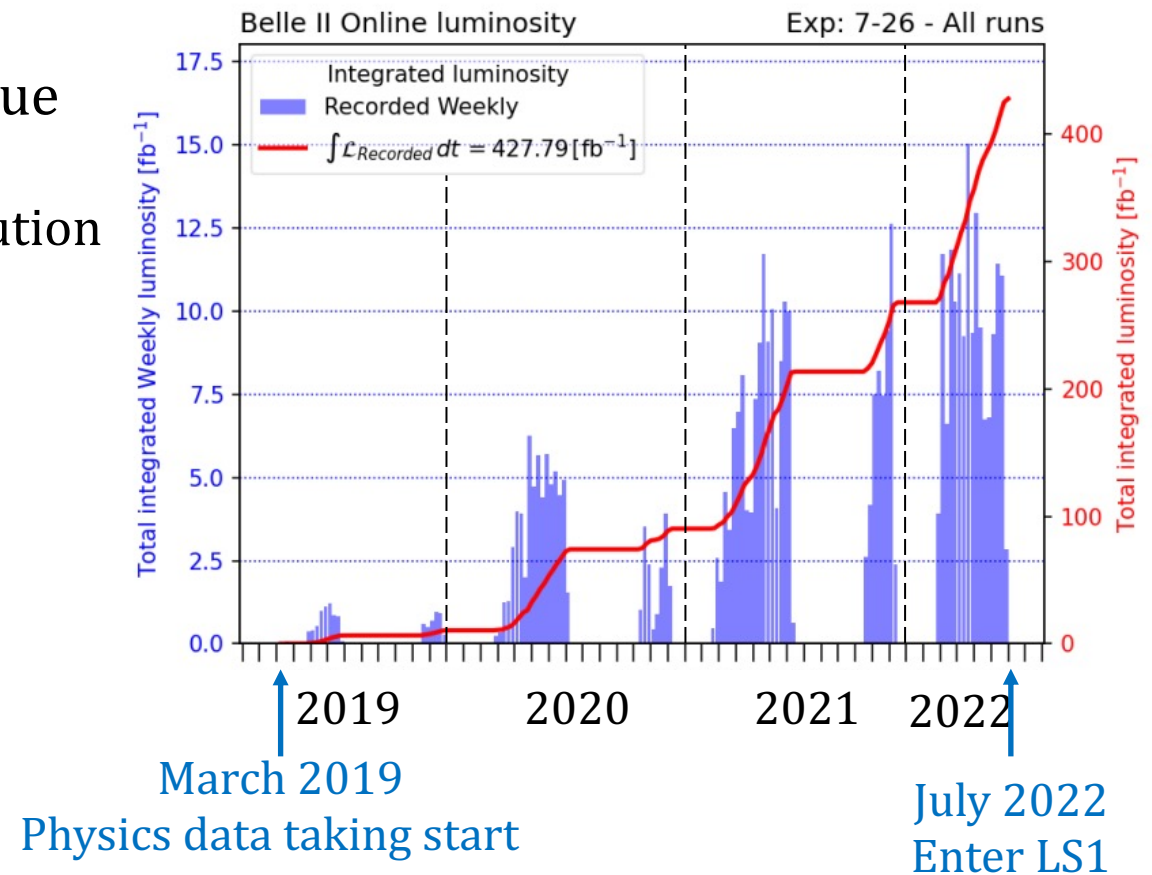
	Small	Large	Trapezoidal
# of p-strips*	768	768	768
p-strip pitch*	50 μm	75 μm	50-75 μm
# of n-strips*	768	512	512
n-strip pitch*	160 μm	240 μm	240 μm
thickness	320 μm	320 μm	300 μm
manufacturer	HPK		Micron

*readout strips – one floating strip on both sides

Layer	Ladders	Sensors /ladder	Radius [mm]
L3	7	2	39
L4	10	3	80
L5	12	4	104
L6	16	5	135

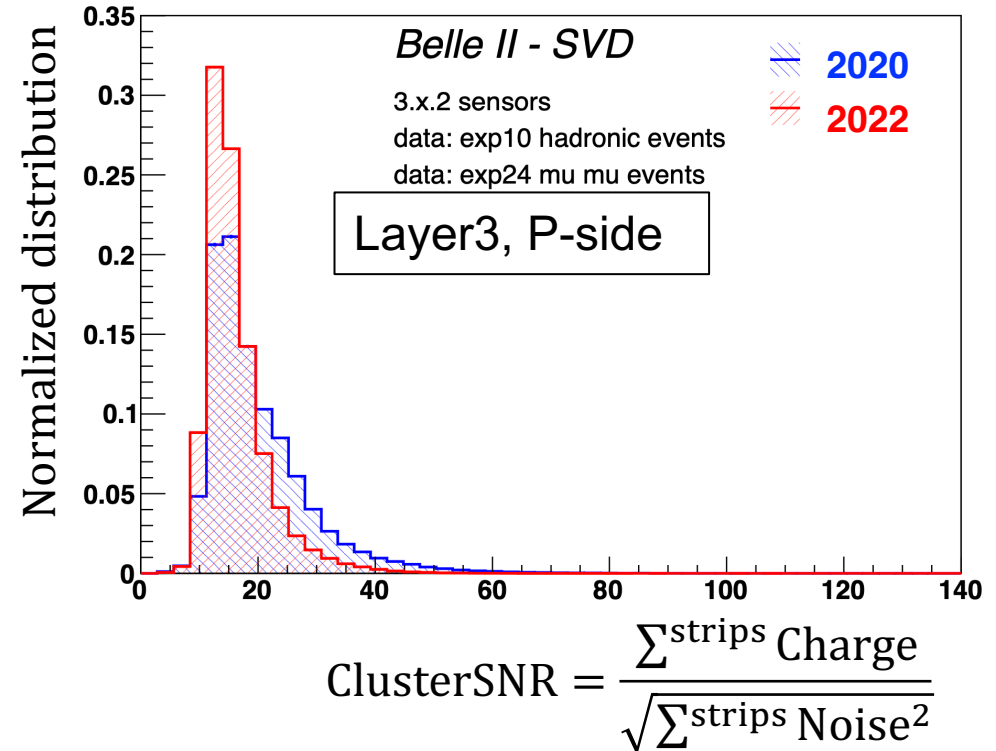
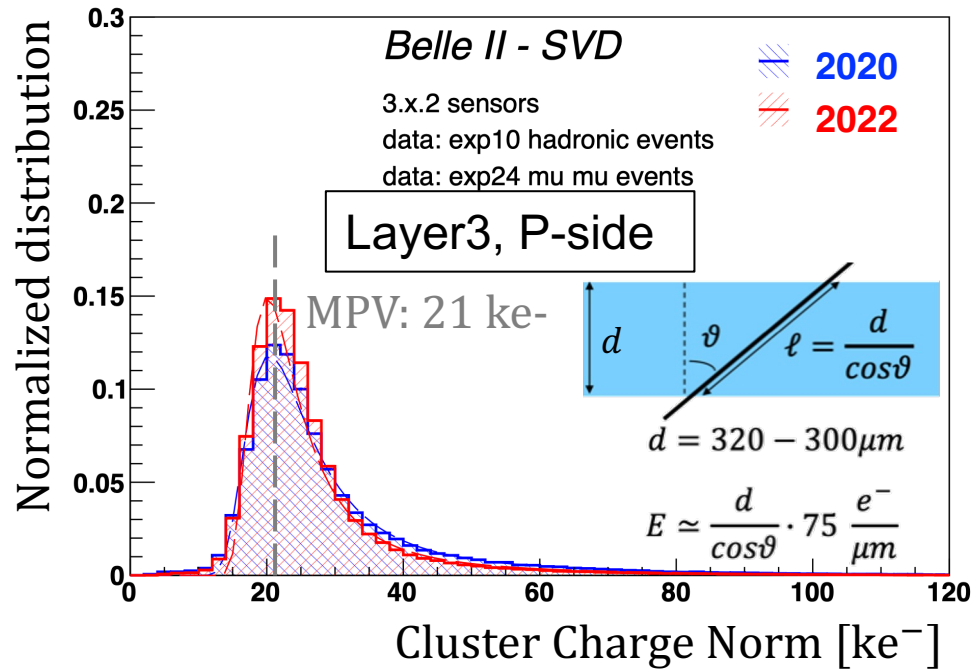
SVD operation

- Smooth and reliable operation without major issue
 - So far total masked strips < 1%
 - Stable environment and calibration constants evolution consistent with expectation
- Excellent detector performance!
 - Good signal-to-noise ratio (SNR), precise position resolution and large hit efficiency (> 99%)
- Background effects are well under control
- Enter Long Shutdown 1 (LS1) since July 2022
 - Accelerator and detector maintenance & improvements
 - **VXD upgrade with new PXD + current SVD**
 - Planning to resume beam operation from December 2023



Highlights of the SVD performance

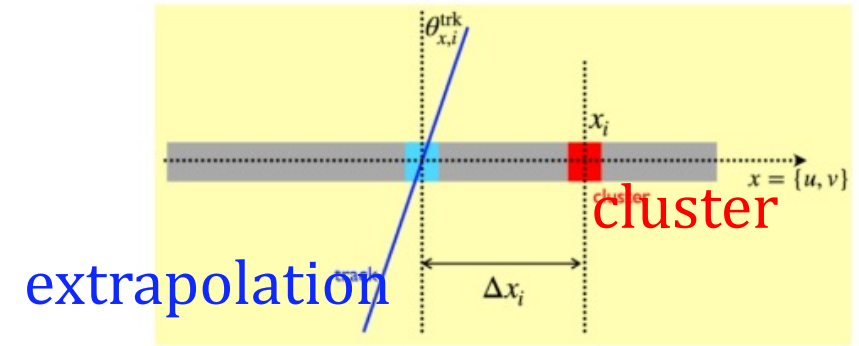
Cluster charge & SNR



- Good stability of cluster charge and SNR from 2020 to 2022
 - Similar cluster charge, normalized to track length
 - Small SNR decrease due to increased noise from radiation damage
 - Still good SNR for all sensors, MPV ranging from 13~30 depending on sensor position and side

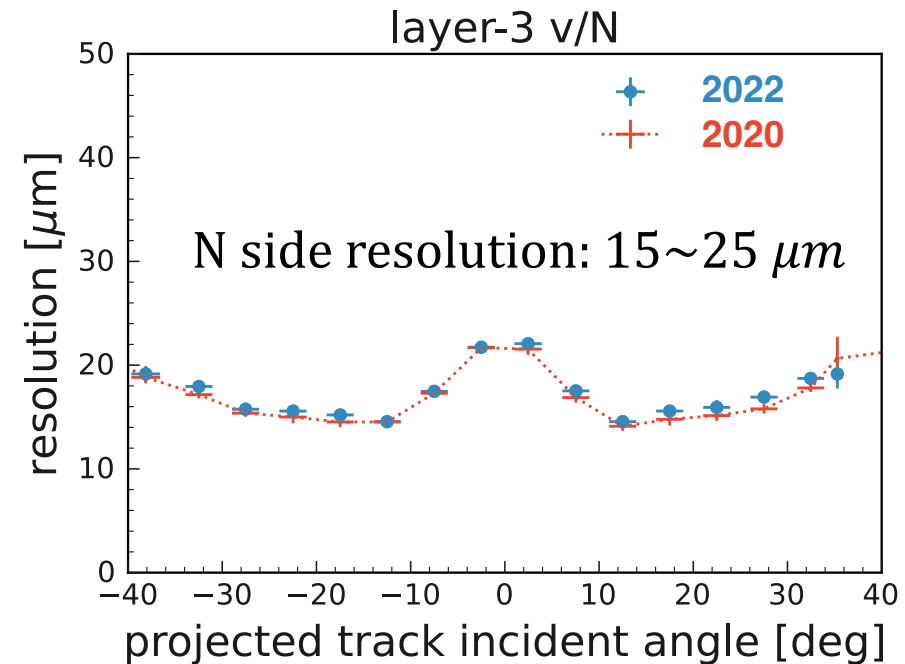
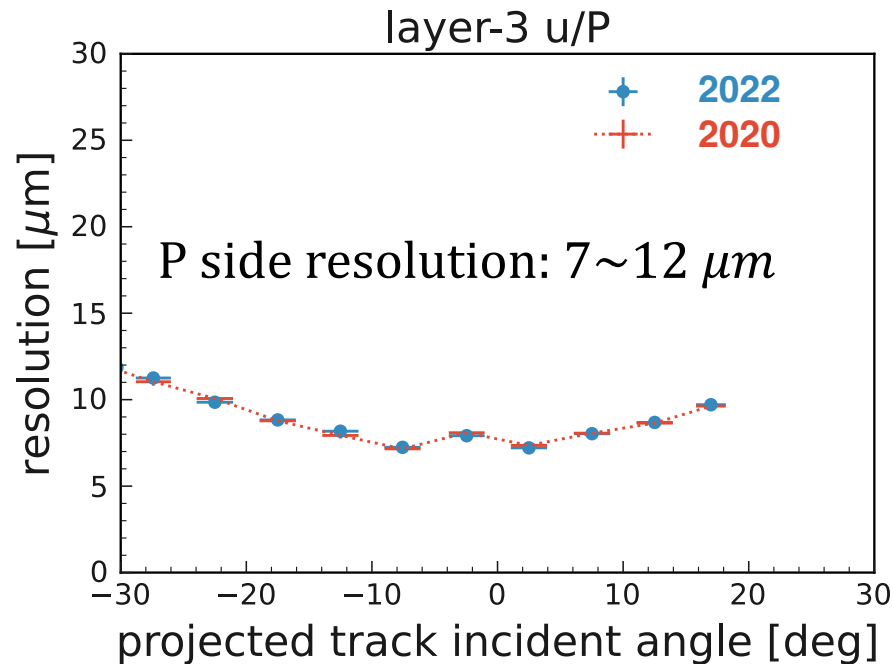
Position resolution

- Estimated from residual of cluster position with respect to unbiased track extrapolation in $e^+e^- \rightarrow \mu^+\mu^-$ events
- Good resolution in agreement with expectations
- Good stability during operation



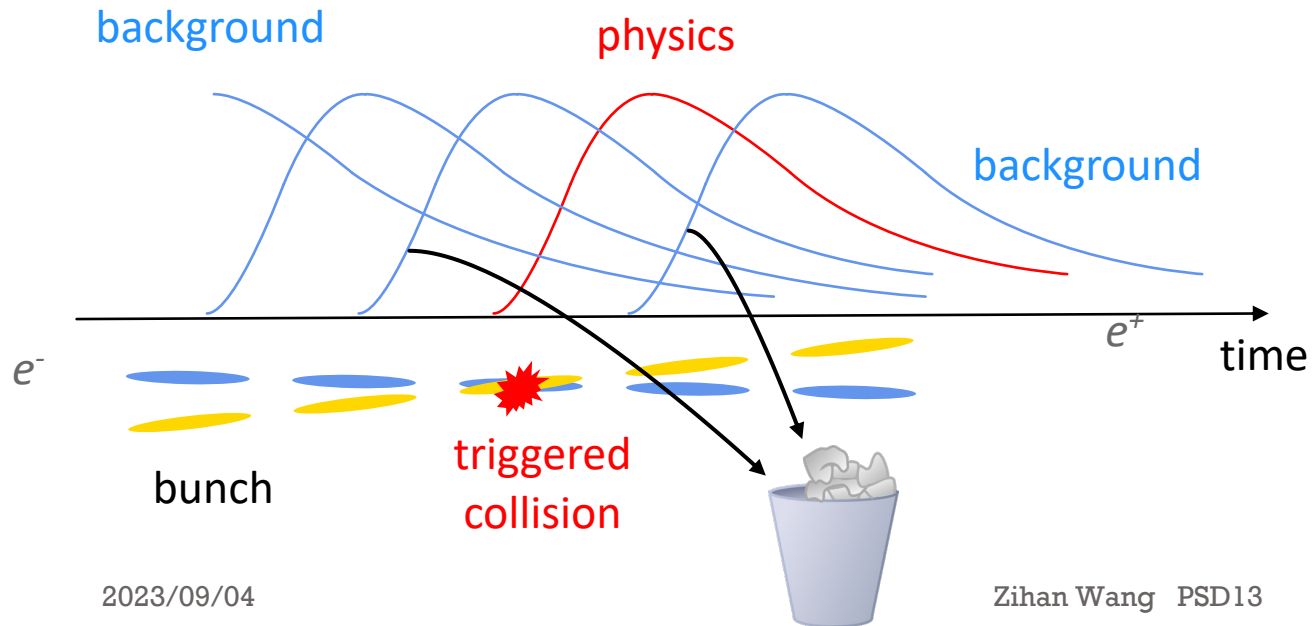
$$\sigma_x = \sqrt{\langle (\Delta x_i)^2 - (\sigma_{x,i}^{trk})^2 \rangle}$$

■ $\sigma_{x,i}^{trk}$ = unbiased track position error

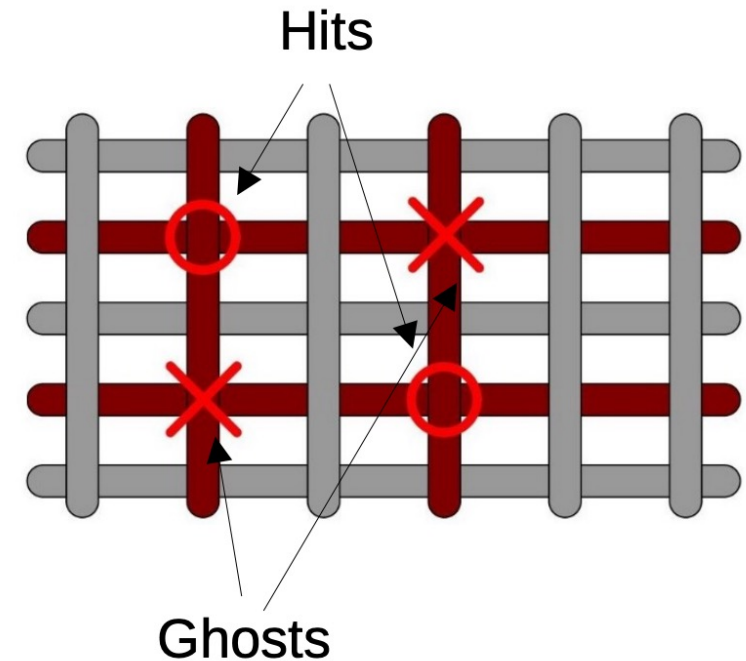
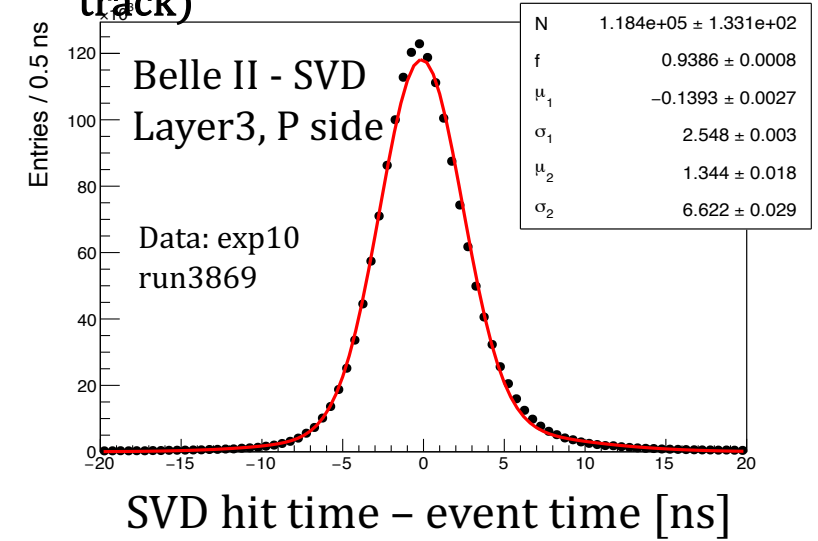


Hit time

- Excellent hit time resolution (< 3 ns) w.r.t event time
 - SuperKEKB bunch spacing: ~ 6 ns
 - SVD acquisition window ~ 100 ns
- Hit time selection can
 - Reject off-time beam background hits
 - Reduce wrong combination of P and N side clusters

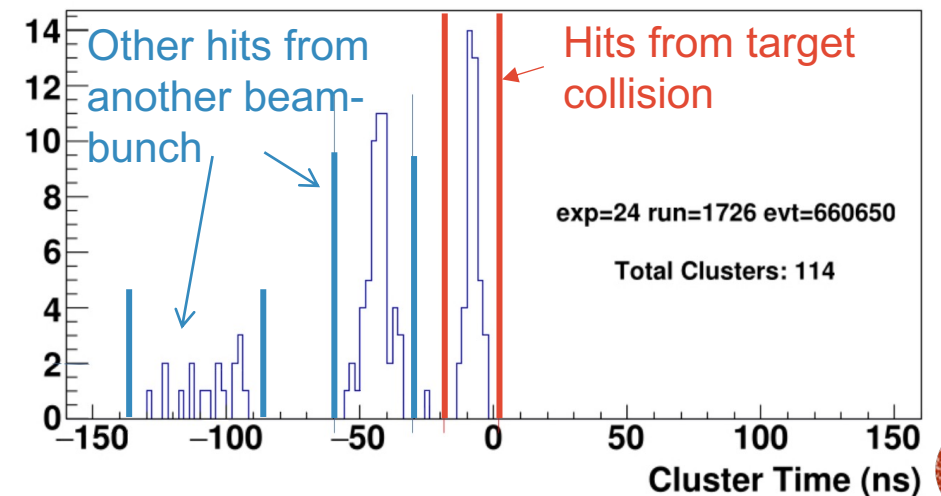
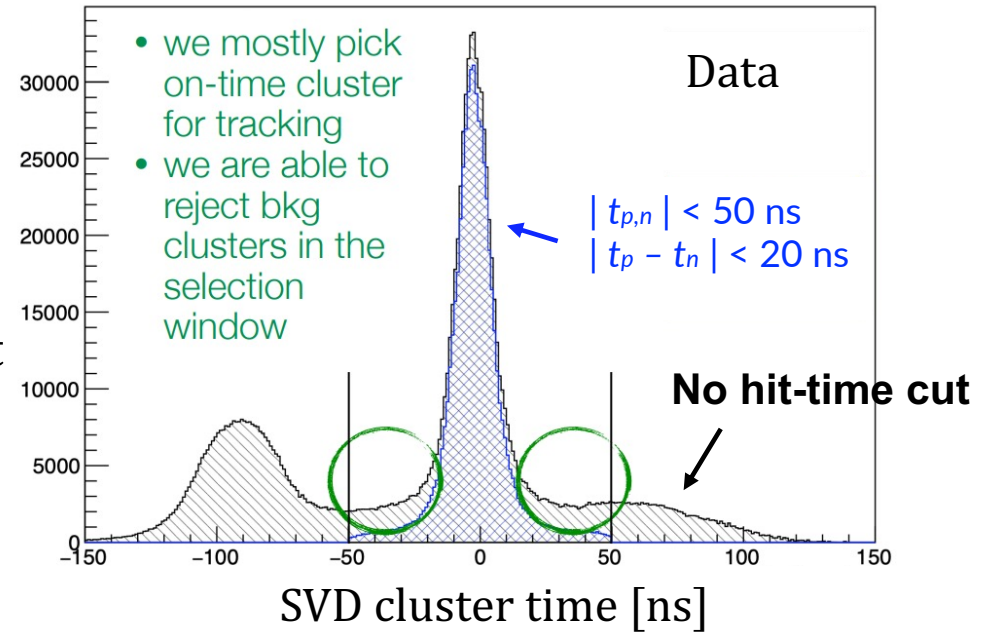


SVD hit time resolution (clusters on track)



Background rejection with hit time

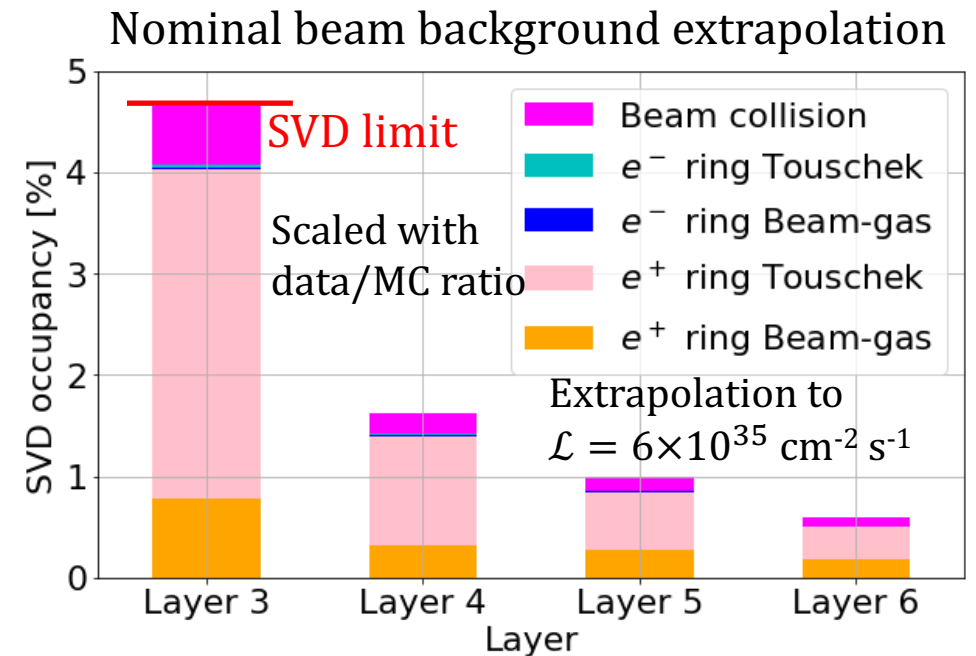
- Selection based on SVD hit-time and time difference between P and N side
 - Reject 50% off-time background hits and keep 99% tracking efficiency
 - Allow to set the hit occupancy limit at layer 3 to 4.7% without tracking performance degradation
 - **Cluster grouping**
 - Group clusters coming from the same collision using hit-time event-by-event
 - Use clusters from the same group for tracking
 - Reduce the fake rate by 15%
 - **Track time selection**
 - Further reduce the fake rate
- ⇒ Increase the hit occupancy limit to 6%



Beam background effects on the SVD

Hit occupancy

- High occupancy from beam background could degrade tracking performance
- Current background level on layer 3 is less than 0.5% and well under control
- Nominal extrapolation to target luminosity shows small safety margin w.r.t. 4.7% limit
 - With large uncertainty due to future machine evolution and possible interaction region re-design
 - Conservative extrapolation (8.7%) even exceeds 6% limit
- Small safety margin and possible interaction region re-design motivates vertex detector upgrade
 - See [Benjamin's talk](#) for one of the upgrade options



Radiation effects (1)

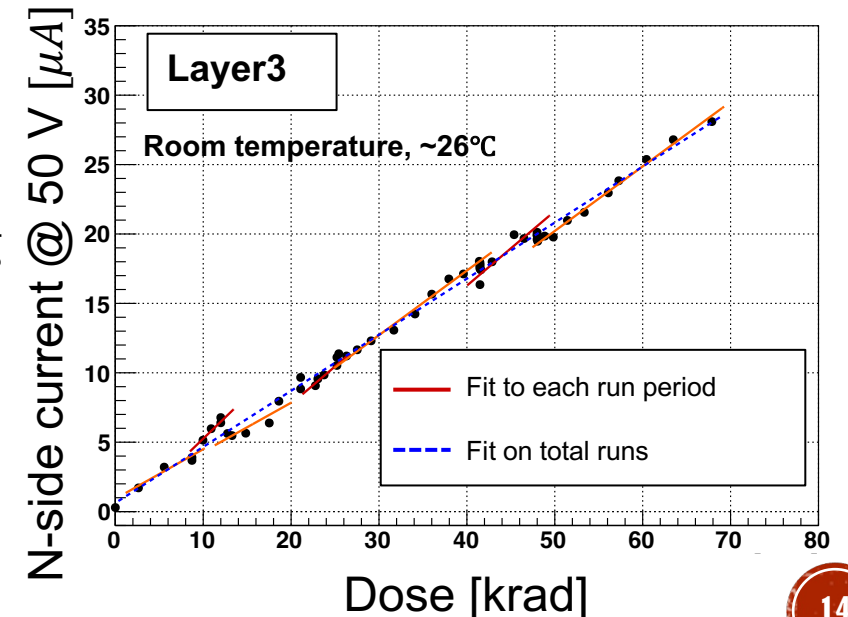
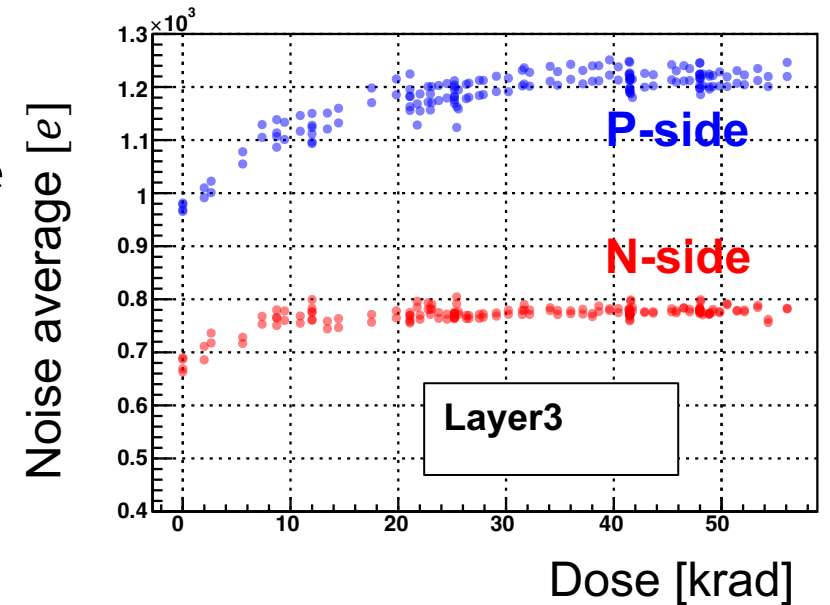
- Integrated radiation damage can deteriorate sensor performance increasing strip noise, leakage current & changing depletion voltage

Strip noise

- Noise increase < 20% (30%) for N(P) side
 - Due to fixed oxide charges that increase interstrip capacitance
 - Expect to saturate

Leakage current

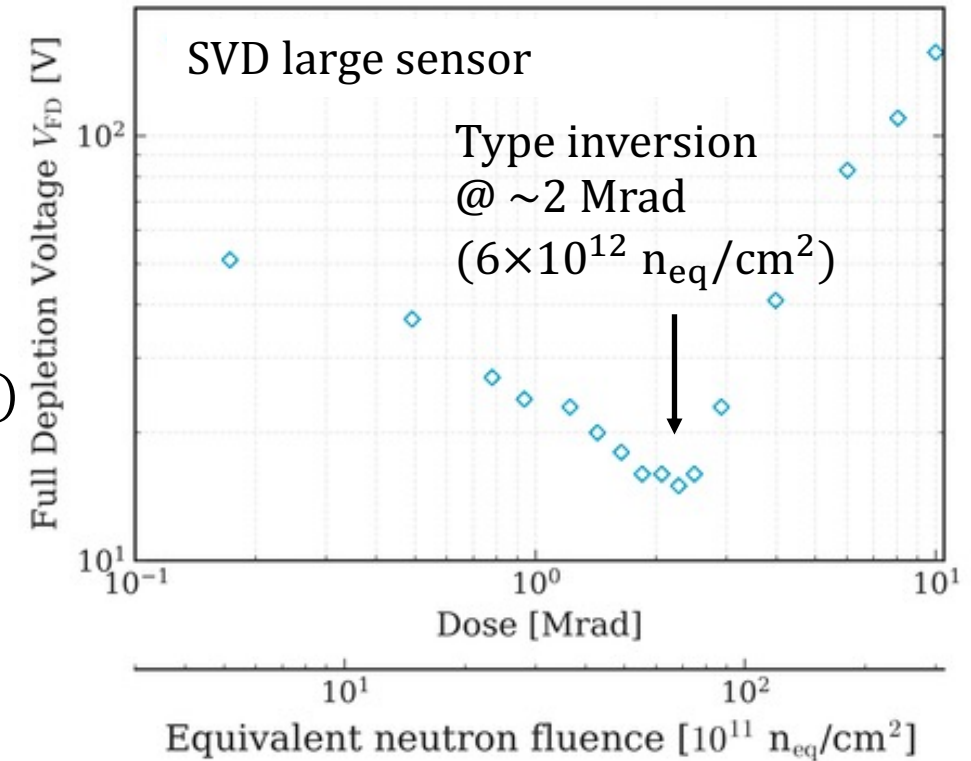
- Contribution to noise negligible now due to short APV25 shaping time
- Linear increase with equivalent neutron fluence (and dose) due to bulk damage by NIEL
- After 6 Mrad dose strip noise contribution from leakage current would reduce the Layer3 SNR < 10



Radiation effects (2)


Bulk damage & depletion voltage

- No depletion voltage change observed in operating sensors
- Irradiation campaign of SVD sensors with 90 MeV e^- beam @ ELPH, Tohoku Univ. July 2022, up to 10 Mrad (3×10^{13} n_{eq}/cm^2)
 - Confirmed SVD sensors work well even after type inversion
 - Good charge collection efficiency confirmed with Sr90 source measurement
 - Leakage current increase consistent with operating sensors
- Background extrapolation predicts radiation levels of 0.35 Mrad/yr (8×10^{11} $n_{eq}/cm^2/yr$)
- SVD has good safety margin of 2 even after 10 years' operation at target luminosity, considering the 6 Mrad limit


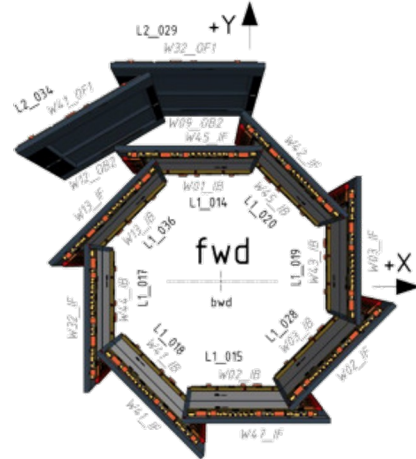


VXD reinstallation during Long Shutdown 1


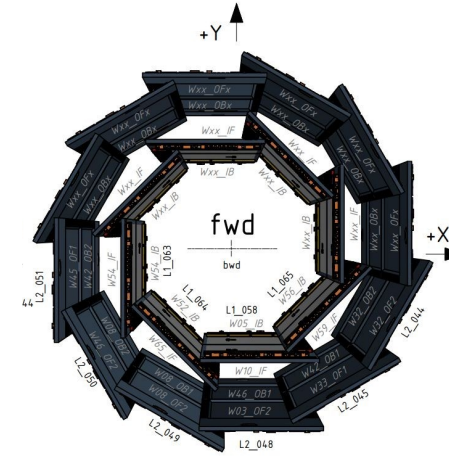
VXD re-installation



PXD1



PXD2



- Replace PXD1 with PXD2 whose 2nd layer is fully installed
- Intense hardware activities on the SVD for the VXD uninstallation and reinstallation


May 10




May 16~17



June 20~21




July 28



VXD re-installation

- VXD now re-installed in Belle II successfully
- No problems found in during new VXD commissioning in the clean room
- Functional tests & commissioning with cosmic in September



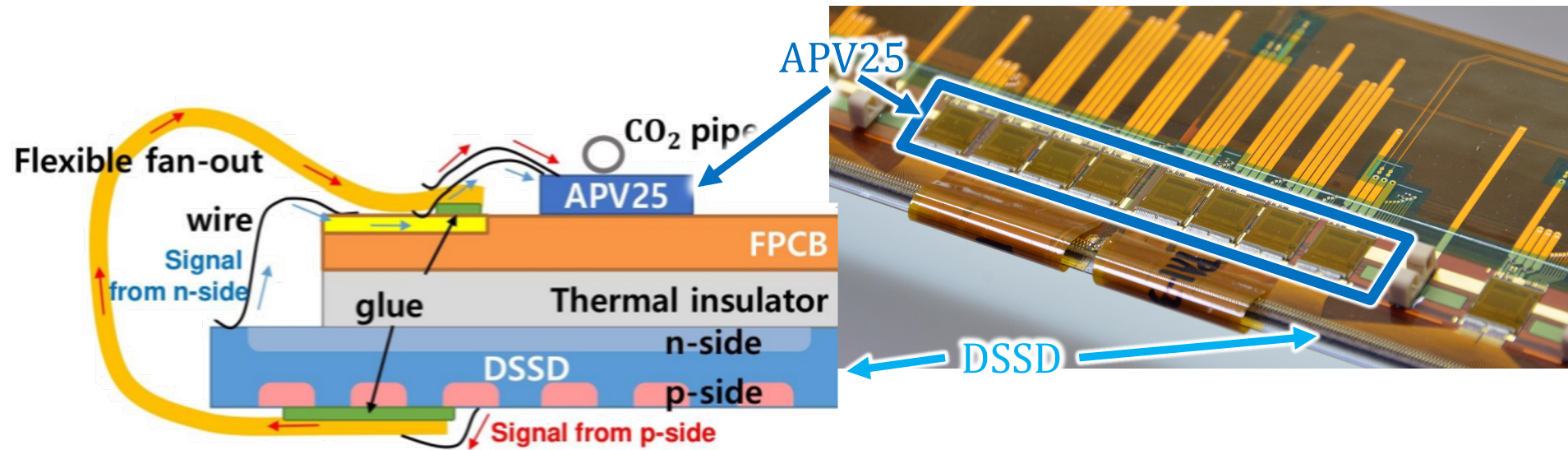
Summary

- SVD has been taking data in Belle II since March 2019 with high quality
 - Excellent performance as expected
 - Effects on radiation damage observed, but no influence on performance yet
- Background extrapolation to target luminosity shows radiation dose is within safety margin, but hit occupancy could exceed our limit
 - VXD upgrade is under discussion \Rightarrow more robust against high background and matching possible new interaction region
- During the Long Shutdown 1, new VXD with the complete PXD2 and the current SVD is re-installed
 - Commissioning with cosmic in September
 - Plan to resume beam operation in December
- SVD technical paper: [K. Adamczyk et al 2022 JINST 17 P11042](#)

BACK UP

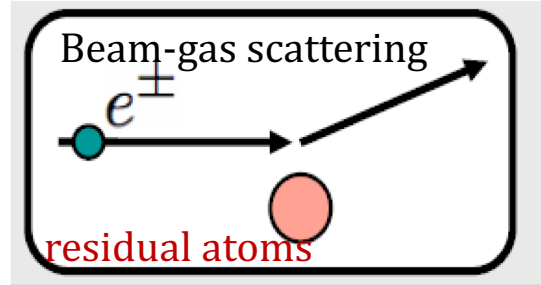
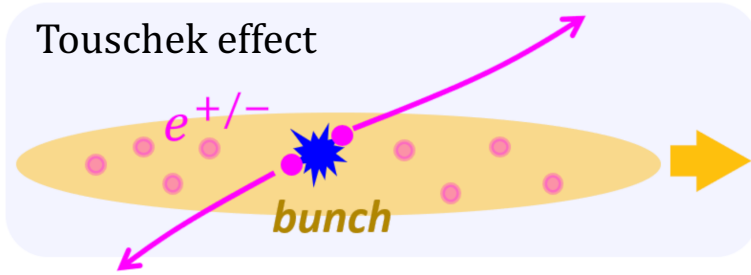
Chip-on-sensor concept

- Origami chip-on-sensor concept:
 - Shorter signal propagation length to reduce capacitance and noise
 - Two-phase CO₂ (-20 °C) cooling

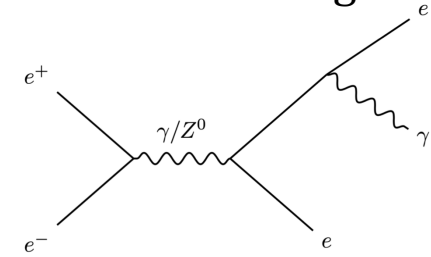


Background sources

Single-beam induced background



Collision induced background



Radiative Bhabha

- Off-orbit particles hits beam pipe or detector materials and create showers
- **Radiation damage**
 - increasing leakage current, strip noise & changing depletion voltage
- **High instantaneous hit occupancy**
 - can degrade tracking performance

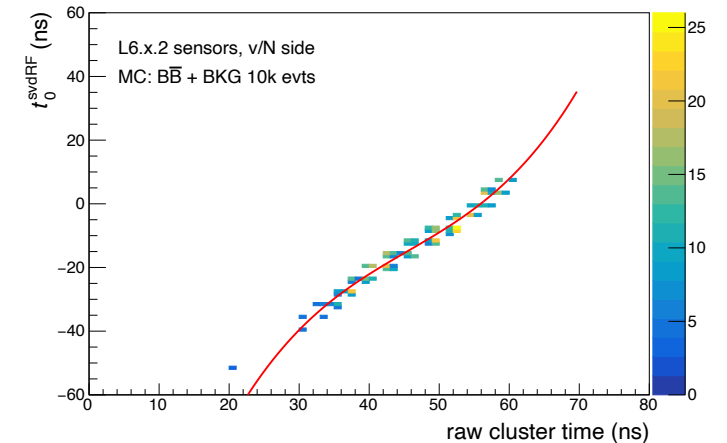
Strip info reconstruction

- Signal charge: highest sample among 6(3) samples in 6 (3) readout modes, converted to electrons based on calibration constants
- Signal time:

The raw **hit time** (t_{raw}) is determined as a weighted average of the sampling time (t_i) with the ADC count of the i -th sample A_i corrected by t_{peak} to remove differences in peaking times among the strips:

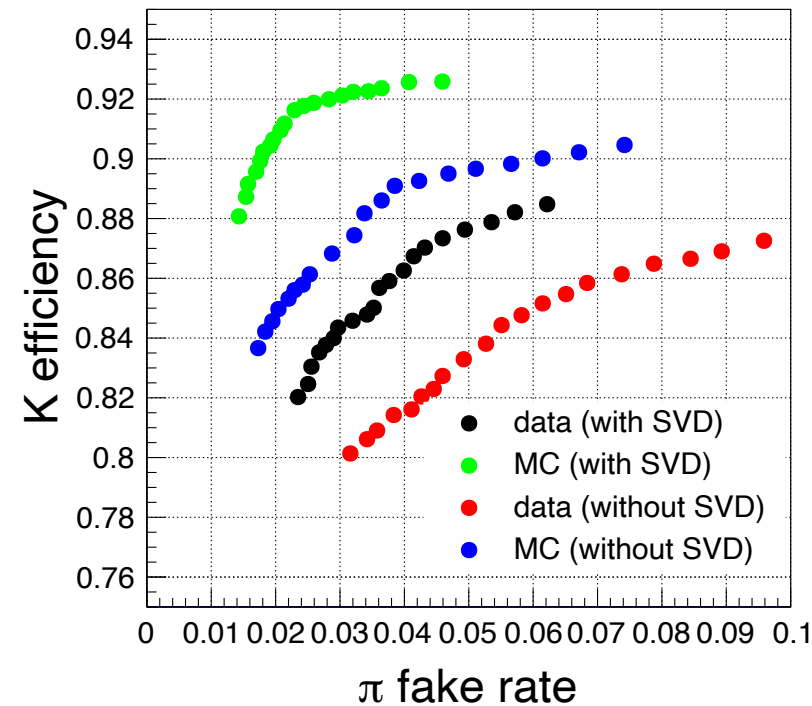
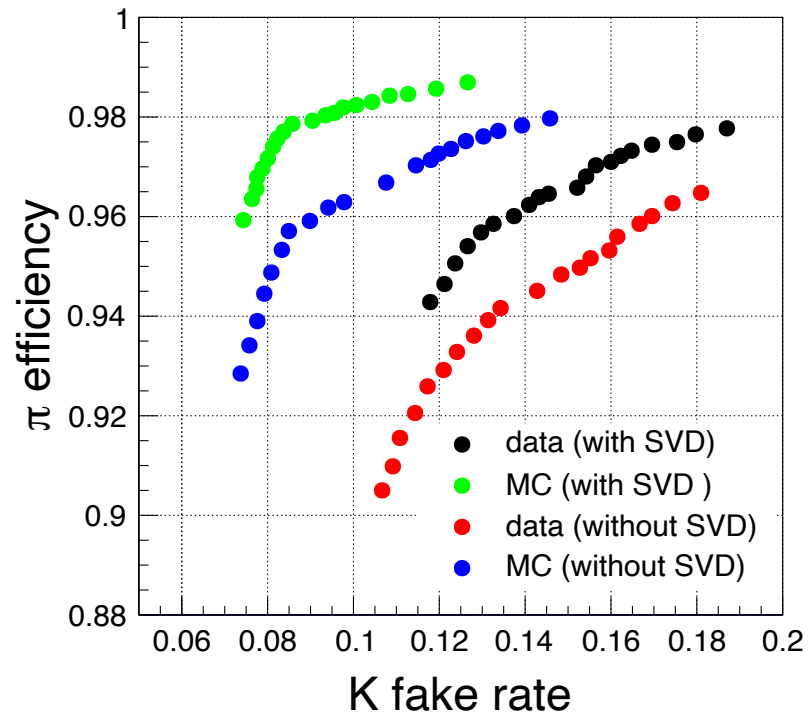
$$t_{\text{raw}} = \sum_{j=0}^{j=5} \frac{t_j \cdot A_j}{A_{\text{tot}}} - t_{\text{peak}}, \quad \text{with} \quad A_{\text{tot}} = \sum_{j=0}^{j=5} A_j \quad (8.1)$$

where $t_j = j \cdot 1/f_{\text{APV}}$ and $f_{\text{APV}} = 31.805$ MHz, and t_{peak} is determined for each strip from the local calibration and stored in the Conditions Database



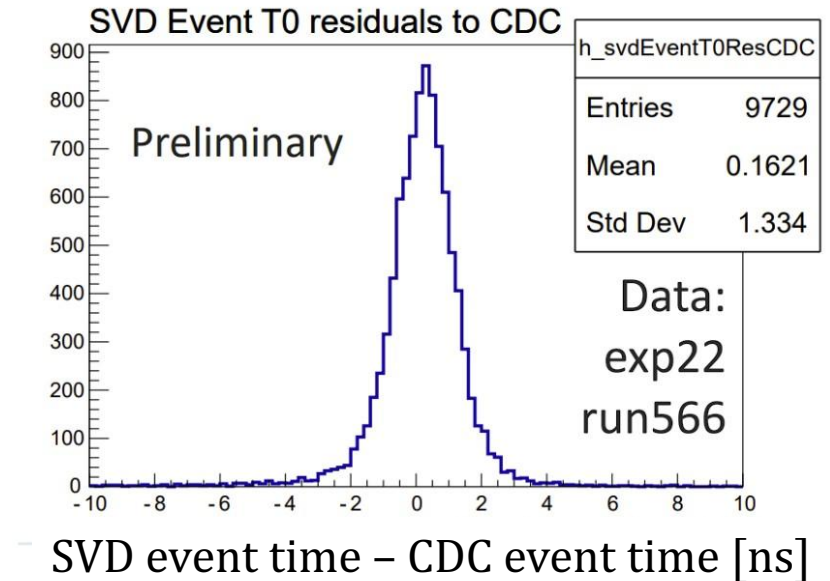
Particle identification

- Eg. $K - \pi$ separation using specific ionization (dE/dx)
- PDF derived from $D^{*+} \rightarrow D^0(\rightarrow K^-\pi^+)\pi^+$ channel
- Under calibration and will be implemented into particle identification algorithm in the future



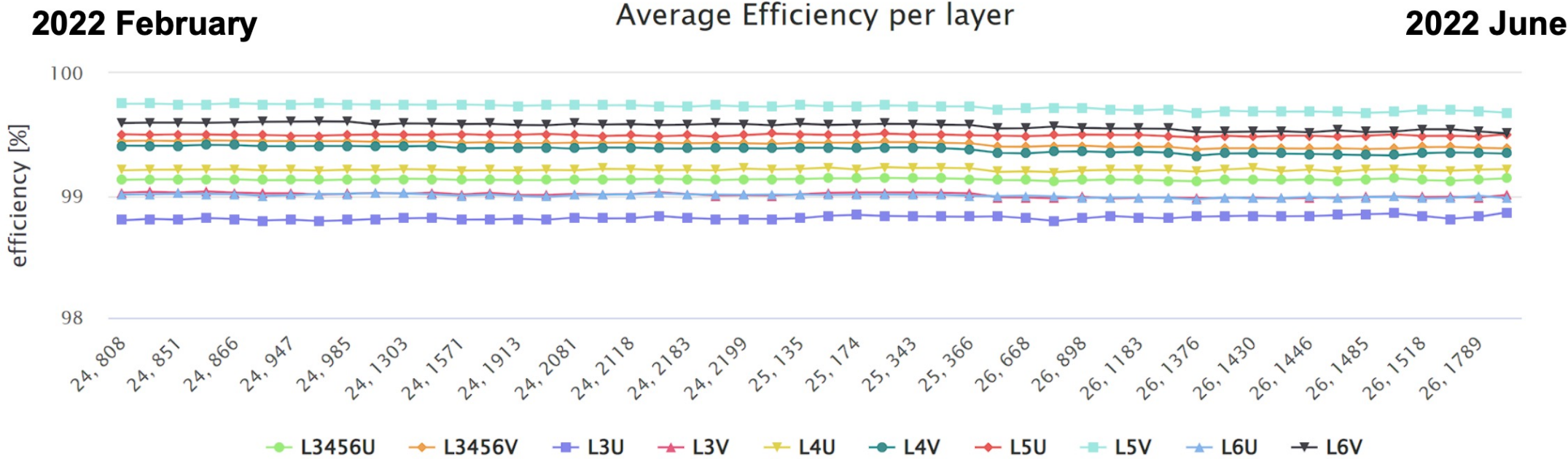
SVD event time

- SVD Event time computed from SVD clusters associated to tracks
 - Same resolution (~ 1 ns) but 2000 times faster computation w.r.t. the one computed with CDC
 - Allowing to speed up the online reconstruction and therefore cope with the higher luminosity operation



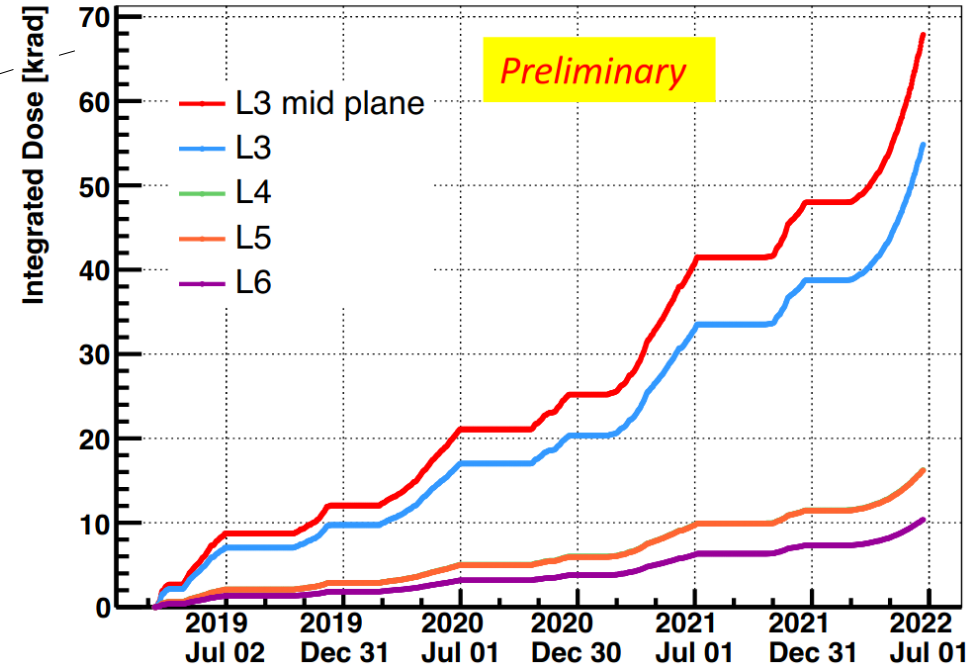
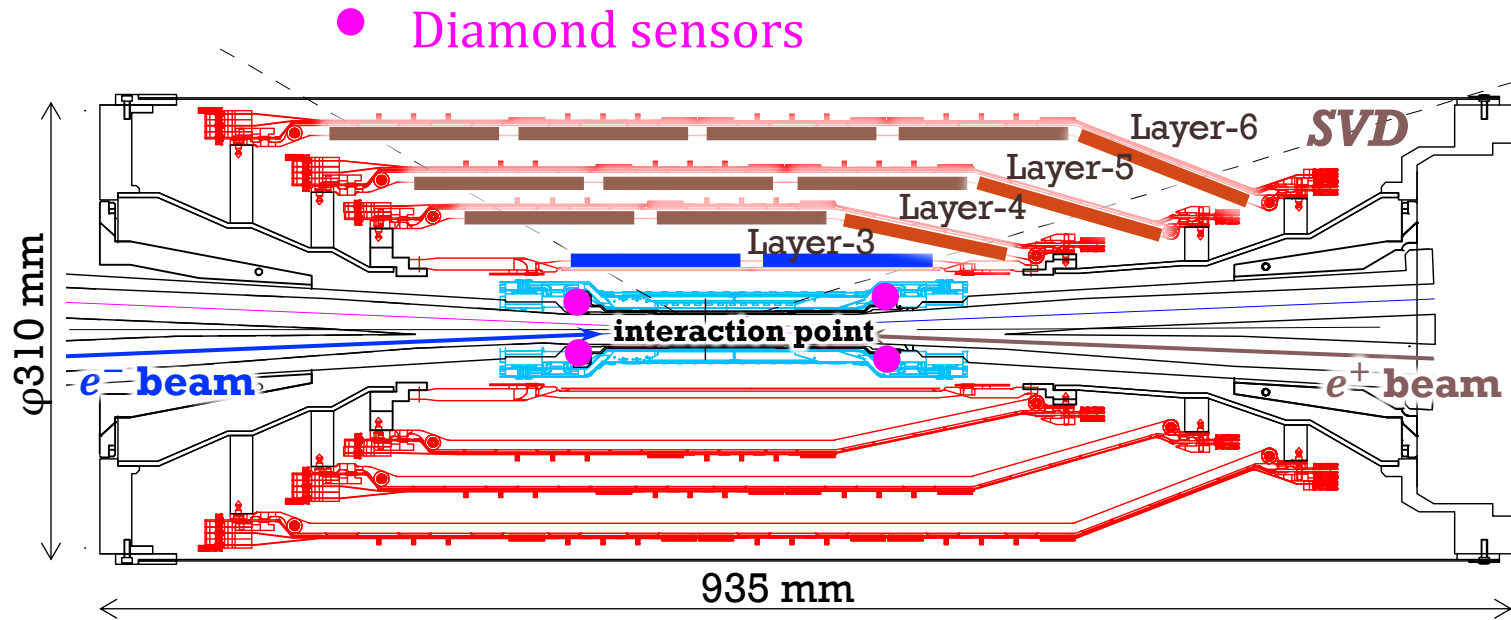
Efficiency

- Hit efficiency is very high and stable in time



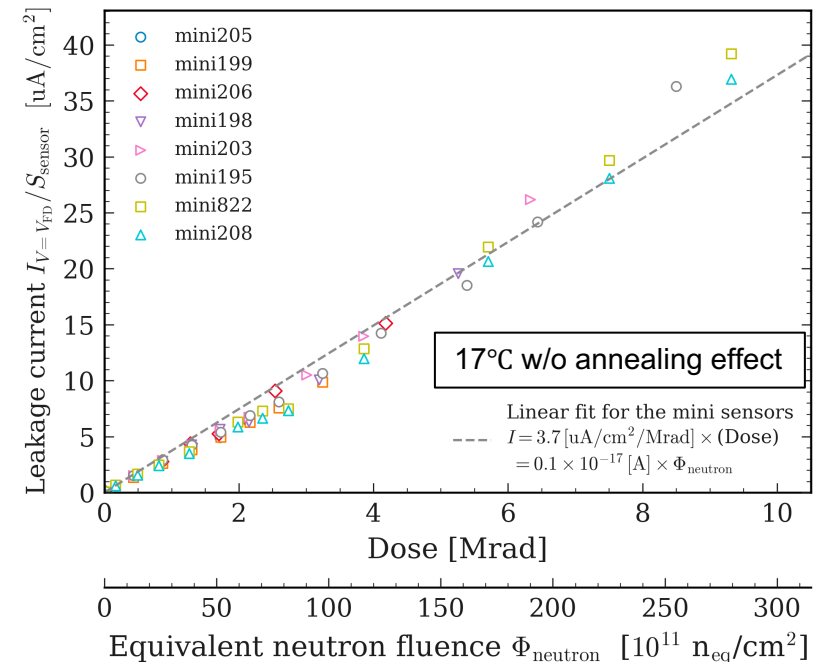
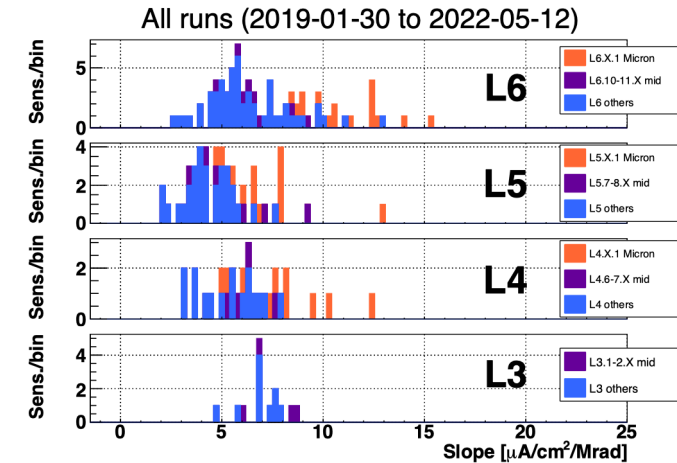
Radiation dose

- Constantly monitored using diamond sensors



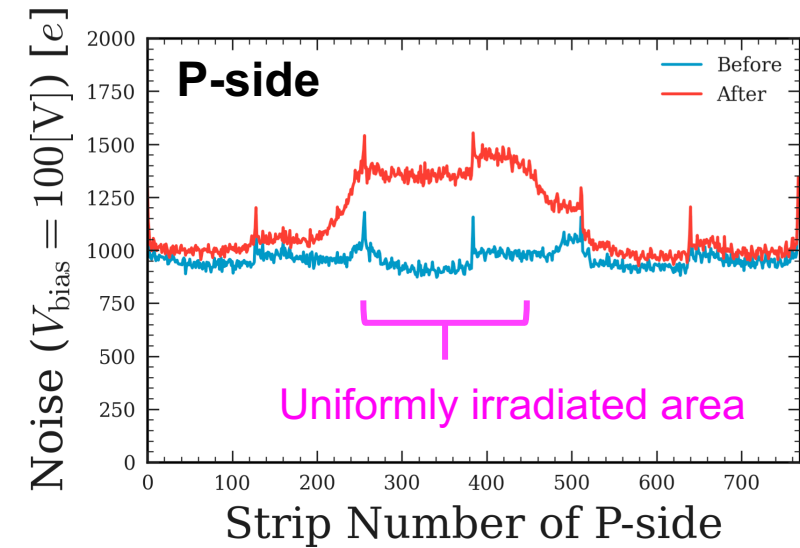

Leakage current

- Damage constant [$\mu\text{A}/\text{cm}^2/\text{Mrad}$] ranges from 4~8 for sensors operated at different temperature 10~26 °C
- Irradiation campaign gives 2.2 for sensors radiated at 24 °C after annealing
- Babar sensors operated at 27 °C has a damage constant of 2
 - NIMA 729, 615-701, 2013
- Good consistence for different measurement




Strip noise

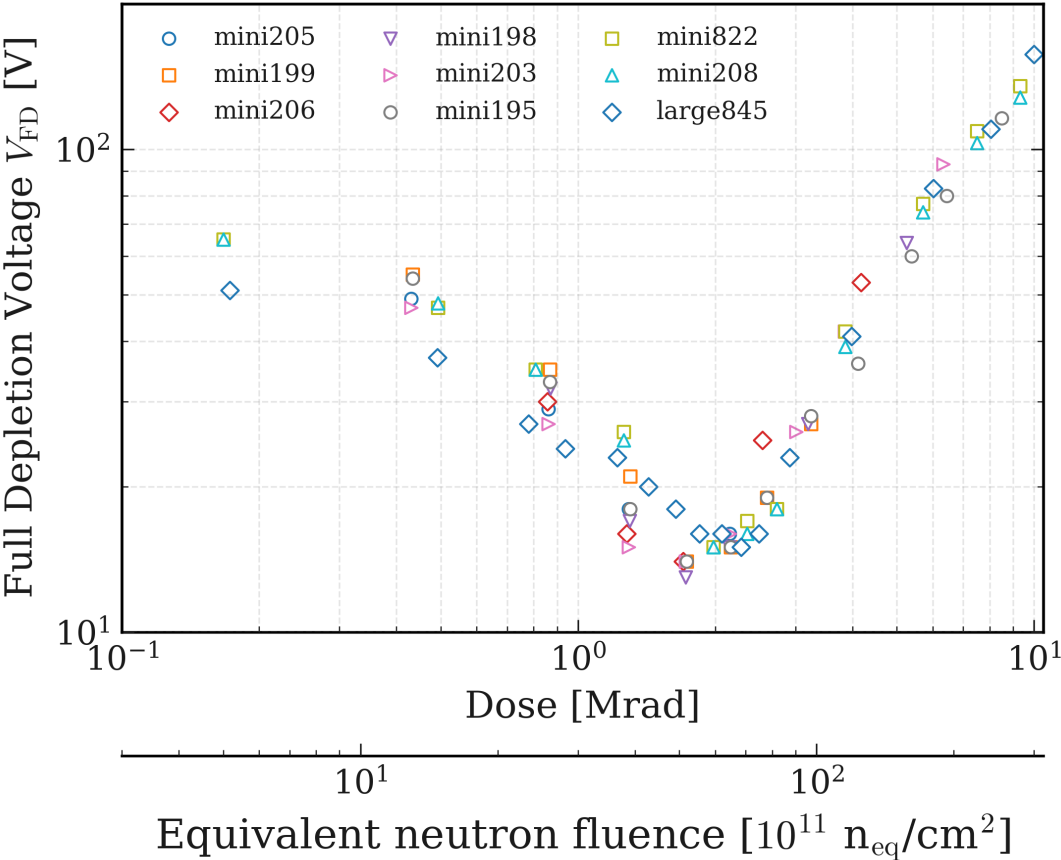
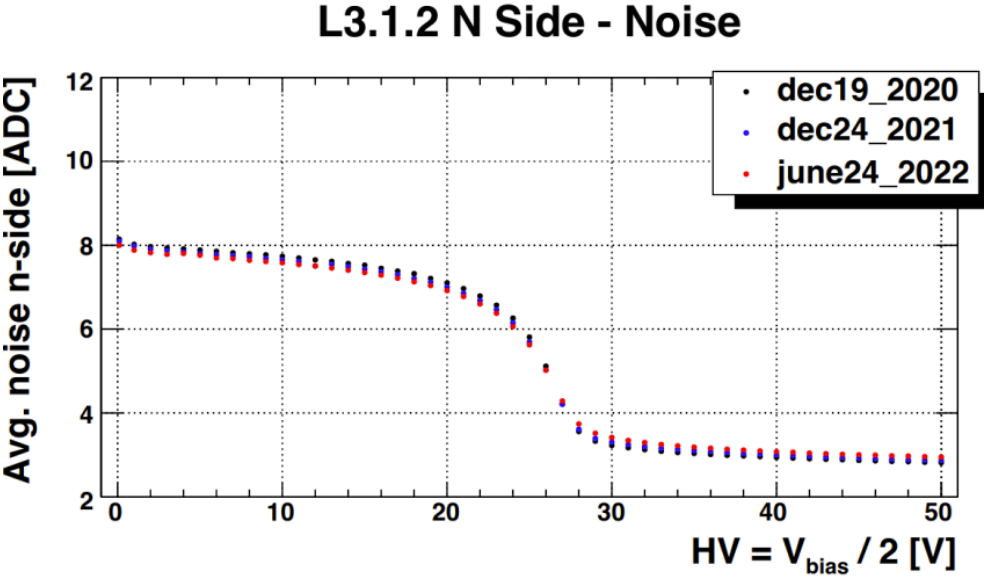
- In the irradiation of 10 Mrad with annealing, **noise increase is ~40%**



Uniformly irradiated area

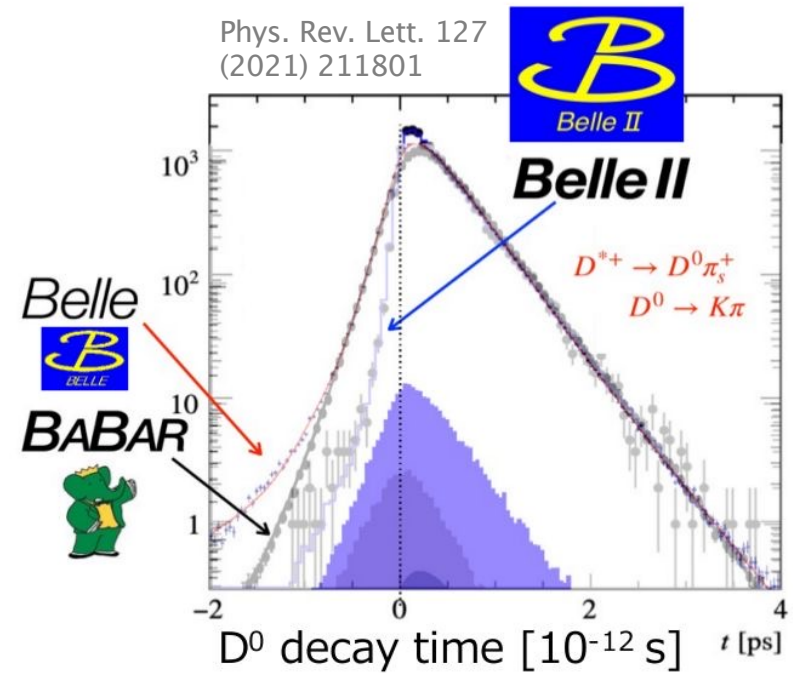
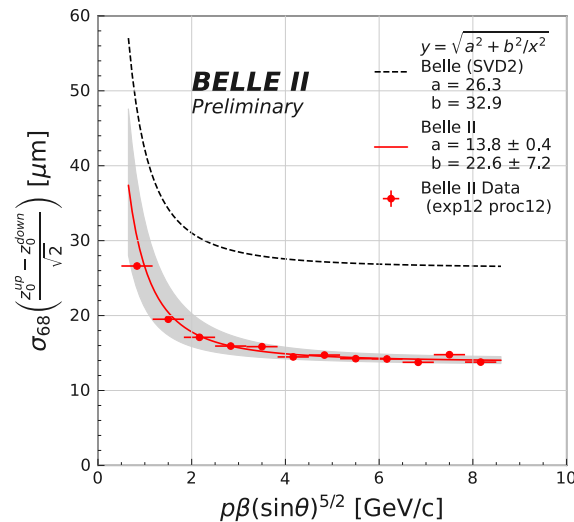
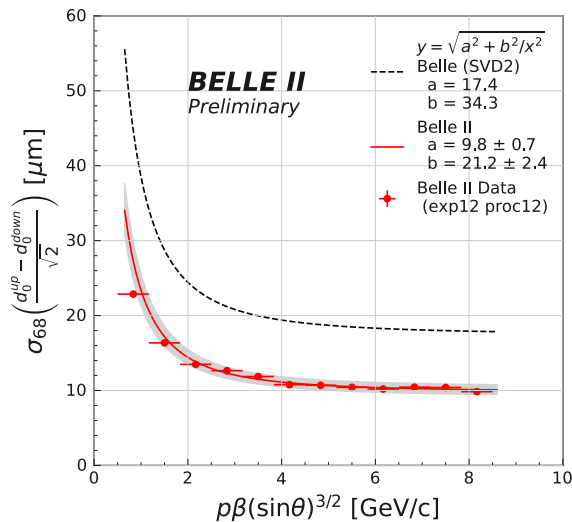


Depletion voltage



Vertex resolution

- Belle II vertex resolution is better than Belle by a factor of 2



$$\tau(D^0) = 410.5 \pm 1.1 \text{ (stat)} \pm 0.8 \text{ (syst) fs}$$

$$\tau(D^+) = 1030.4 \pm 4.7 \text{ (stat)} \pm 3.1 \text{ (syst) fs}$$