

TeV-scale muon-neutrino cross-section measurement in Super-Kamiokande

Outline

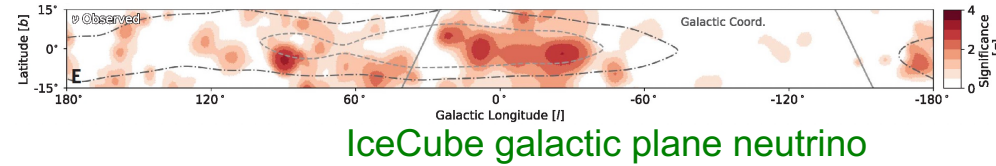
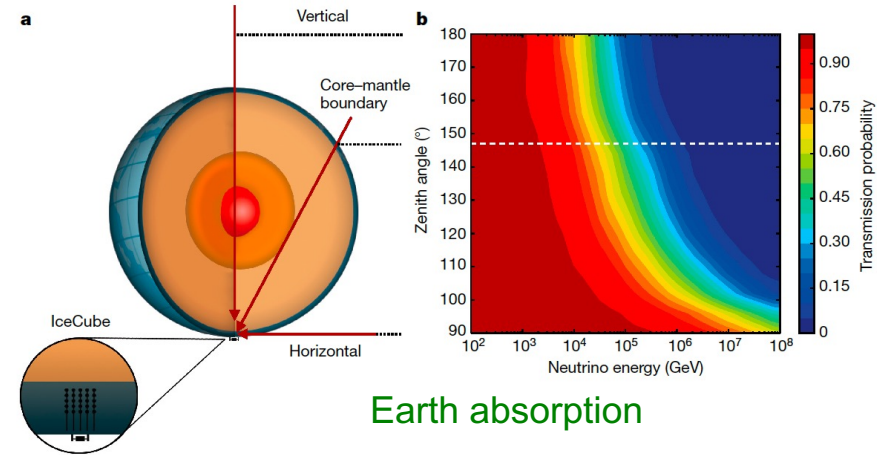
1. Introduction
2. Method
3. Results
4. Conclusions

Nahid Bhuiyan and Tepei Katori for the Super-Kamiokande collaboration
King's College London
WIN25, Univ. Sussex, Brighton, UK, Jun. 11, 2025

1. Diffuse TeV neutrino physics

Rich neutrino physics around 1 TeV

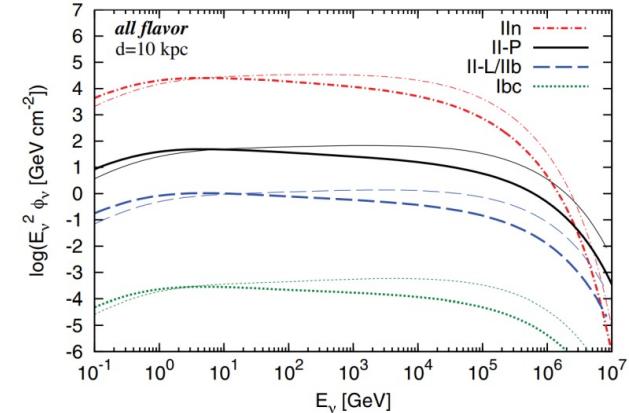
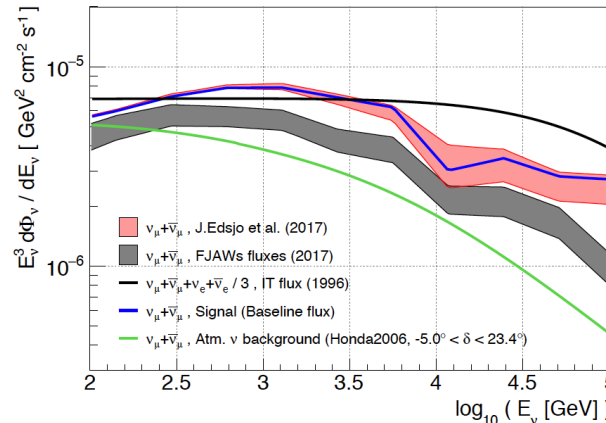
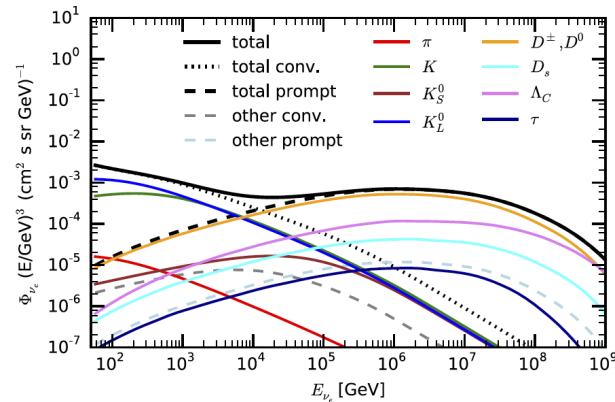
- Earth absorption measurement
- Galactic plane neutrino search
- Prompt atmospheric neutrinos
- Solar atmospheric neutrinos
- High-energy supernova neutrinos
- New cross-section measurement



Prompt atmospheric neutrino

IceCube solar atmospheric neutrino limit

High-energy supernova neutrino flux



1. Diffuse TeV neutrino physics

Rich neutrino physics around 1 TeV

- Earth absorption measurement
- Galactic plane neutrino search
- Prompt atmospheric neutrinos
- Solar atmospheric neutrinos
- High-energy supernova neutrinos
- **New cross-section measurement**

$E_\nu < 360$ GeV: Accelerator-based experiments

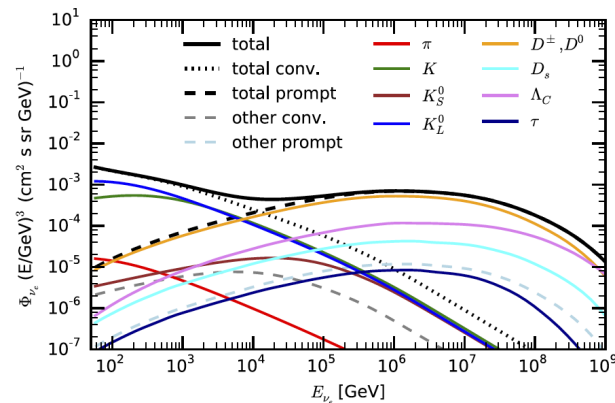
$E_\nu > 6$ TeV: Neutrino telescopes (IceCube)

360 GeV $< E_\nu < 6$ TeV

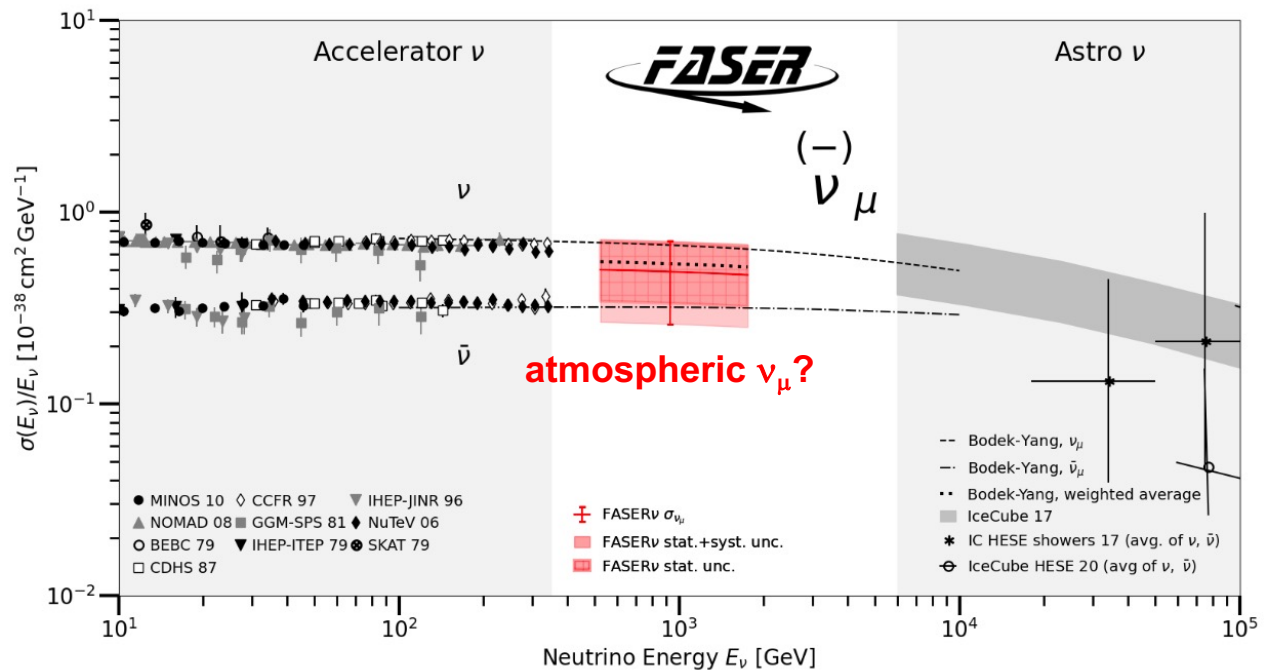
New region measured by FASERν

Super-K can measure this using atmospheric data!

Prompt atmospheric neutrino



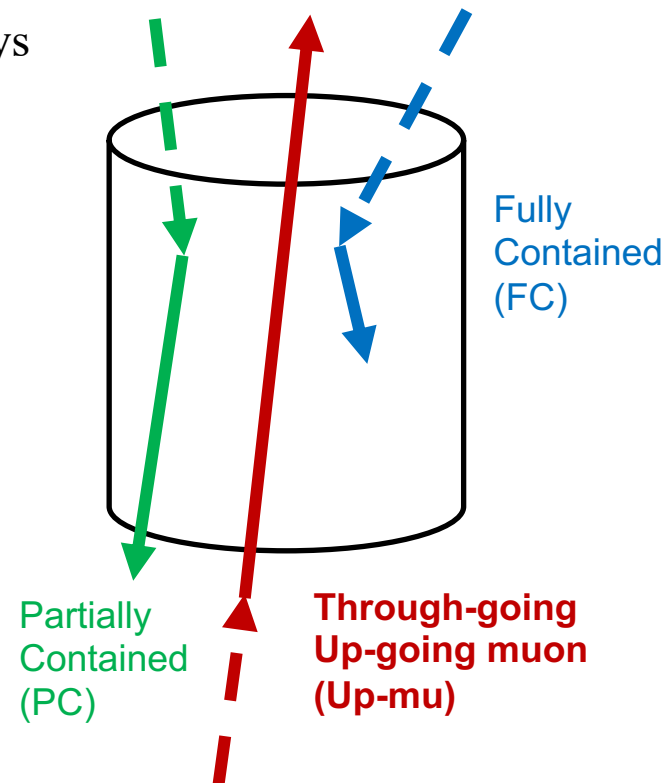
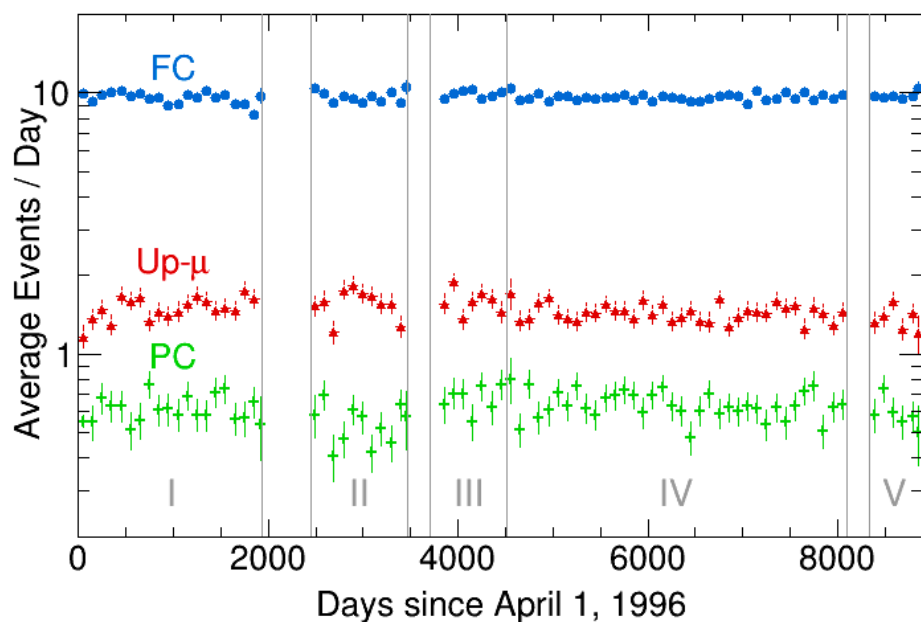
FASERnu neutrino cross-section measurements



1. Neutrino measurement from through going up-going muons

SuperK sees $\sim 1.5/\text{day}$ high-energy muons originated from neutrino interactions in rock.

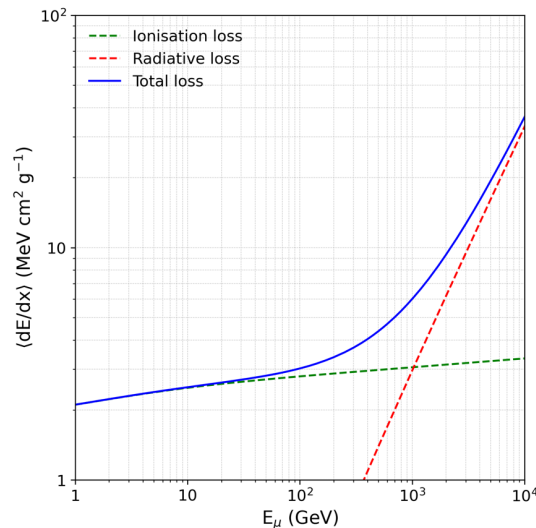
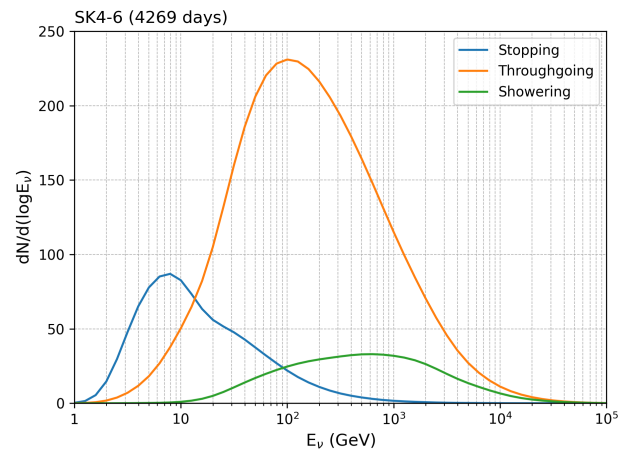
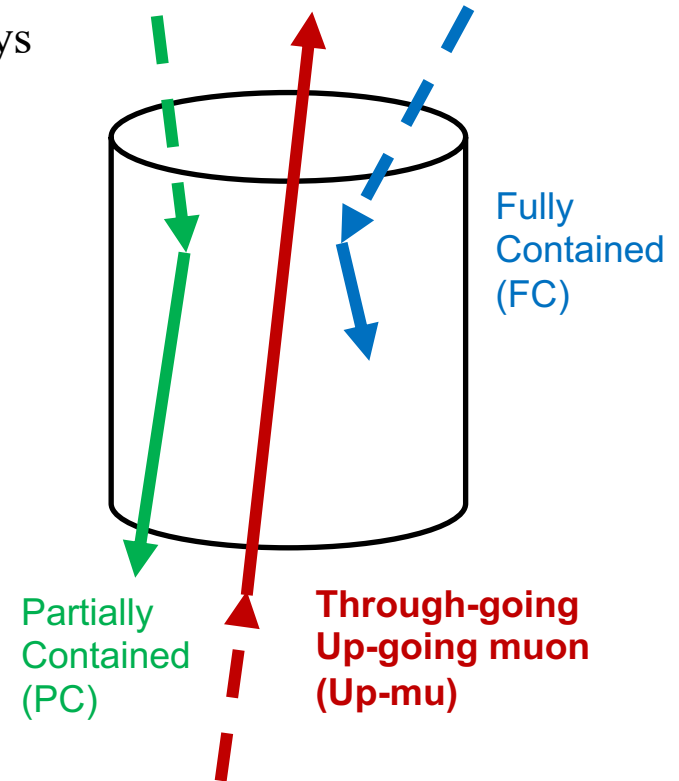
- 3989 up-going through-going muon events in 4269 days



1. Neutrino measurement from through going up-going muons

SuperK sees $\sim 1.5/\text{day}$ high-energy muons originated from neutrino interactions in rock.
- 3989 up-going through-going muon events in 4269 days

$\sim 15\%$ of through-going muons lose energy by showers
 \rightarrow High-energy neutrino information



1. Radiative energy loss of charged particles

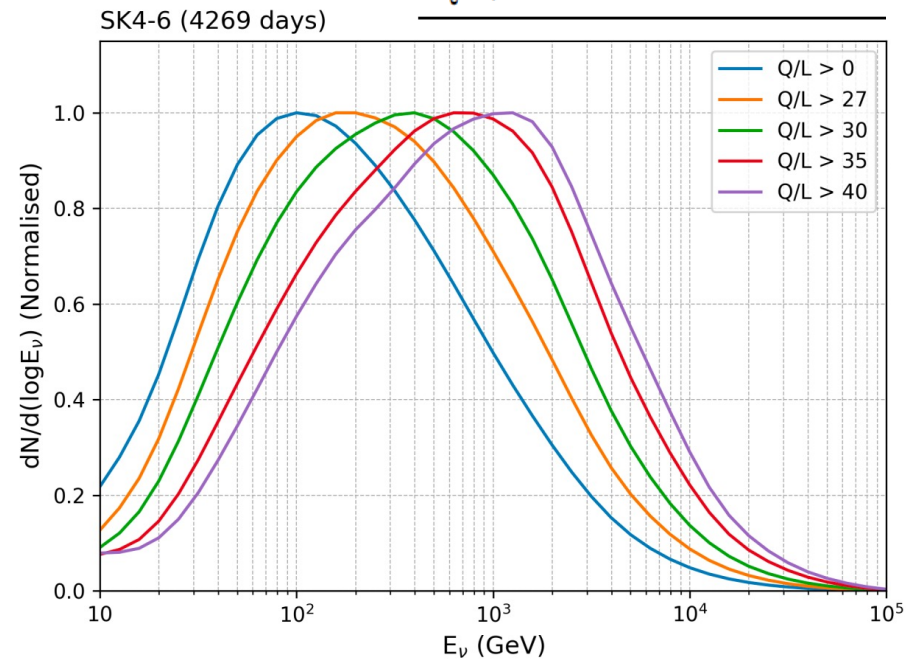
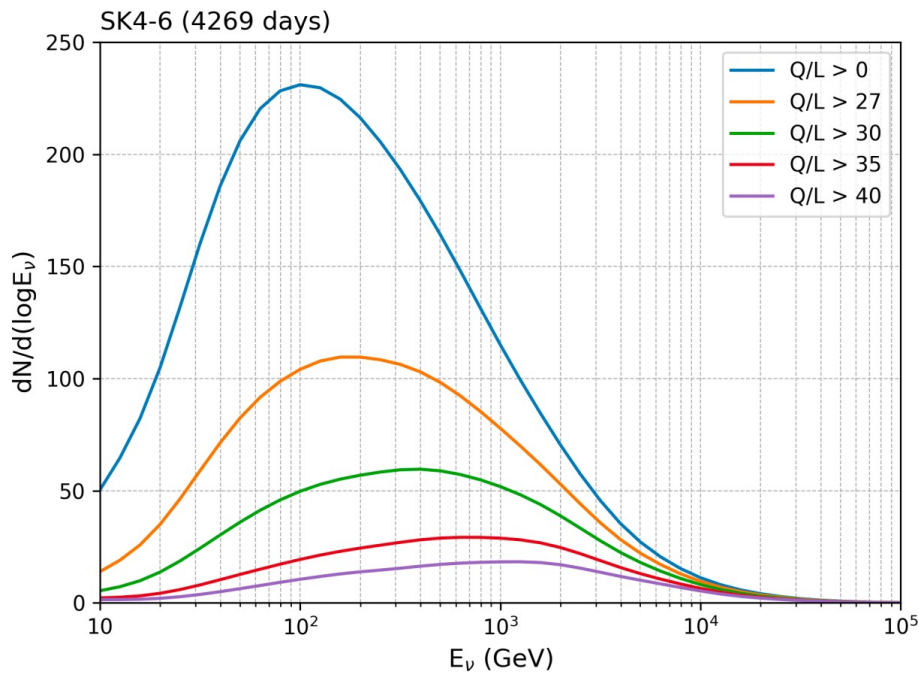
This energy dependent energy deposit allows to estimate the energy of through going muons

- Statistical energy reconstruction

Total charge / fit track length (Q/L) is used as an estimator of dE/dx

- Q/L cut to shift energy spectrum

Cut	Data	MC (Pre-fit)
QL > 0	3989	3367
QL > 27	2010	1673
QL > 30	1130	931
QL > 35	533	460
QL > 40	316	288



2. High-energy neutrino cross-section measurement

Measured muon spectrum $N(E, \cos\theta)$ is

$$N(E, \cos\theta) = \int \Phi(E_\nu, \cos\theta_\nu) \otimes \sigma(E_\nu, \cos\theta_\nu; E, \cos\theta) \otimes \text{Att}(E, \vec{x}_{prod}, \vec{x}_{enter}) \otimes \varepsilon(E, \cos\theta, \vec{x}_{enter})$$

$\Phi(E_\nu, \cos\theta_\nu)$: Atmospheric ν_μ and $\bar{\nu}_\mu$ flux

$\sigma(E_\nu, \cos\theta_\nu; E, \cos\theta)$: $\nu_\mu CC + \bar{\nu}_\mu CC$ cross-section

$\text{Att}(\vec{x}_{prod}, \vec{x}_{dtec})$: Attenuation of muons in rock propagation

$\varepsilon(E, \cos\theta, \vec{x}_{enter})$: detection efficiency

Full detector simulation calculates the event rate $N(E, \cos\theta)$, and a MCMC framework fits cross section for data-MC agreement

1st bin [1.6 GeV - 500 GeV]

2nd bin [500 GeV - 5 TeV]

3rd bin [5 TeV - 90 TeV] (overflow bin)

Analysis is statistically limited

2. Atmospheric neutrino flux systematic error

Flux prediction > 10 GeV is relatively simpler

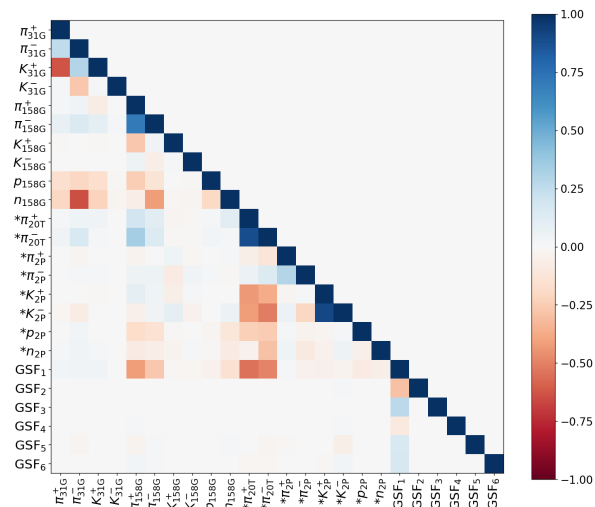
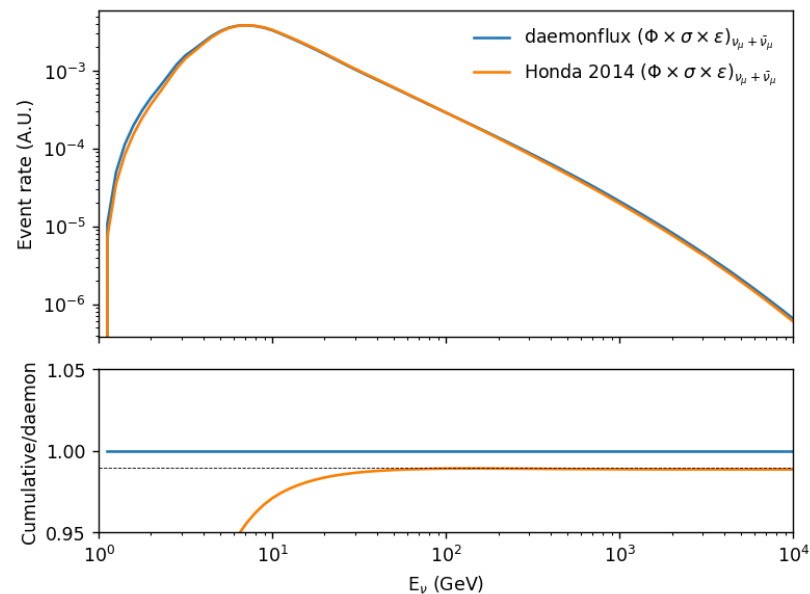
- Weak dependence on the earth magnetic field
- No need of 3d cascade equation
- More abundant hadron production library

MCEq <https://github.com/mceq-project/MCEq>

- 1-d cascade equation
- Open software <https://github.com/mceq-project/daemonflux>

DAEMON flux

- MCEq based flux prediction
- Tuned with atmospheric muon and hadron production data
- Full covariance matrix is available
- Difference with Honda flux 2014 is $\sim 1\%$
- Flux systematic error
 - 1-500 GeV: 4%
 - 500-5000 GeV: 9%
 - 5000-10000 GeV: 19%



2. Astrophysical neutrino flux systematic error

Astrophysical neutrino components are treated as background

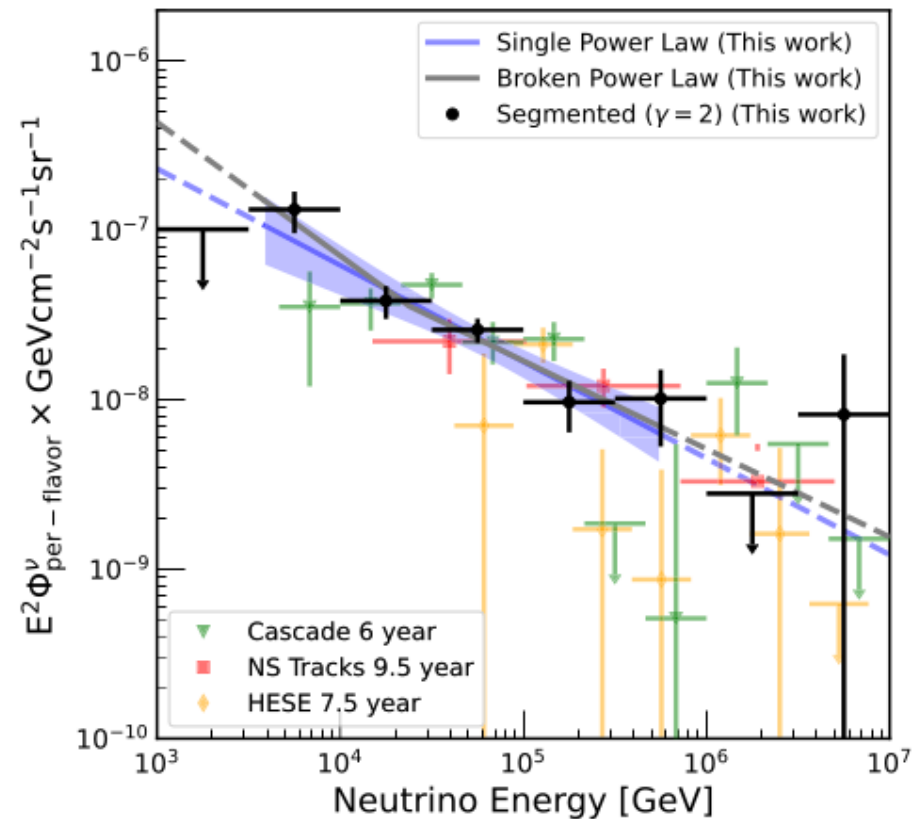
Both single and broken power laws give negligible contribution (<2%)

Single power law spectrum index

$$\Phi \sim \phi_{astro} \cdot E^{-\gamma_{astro}}$$

ϕ_{astro} : 12%

γ_{astro} : 20%

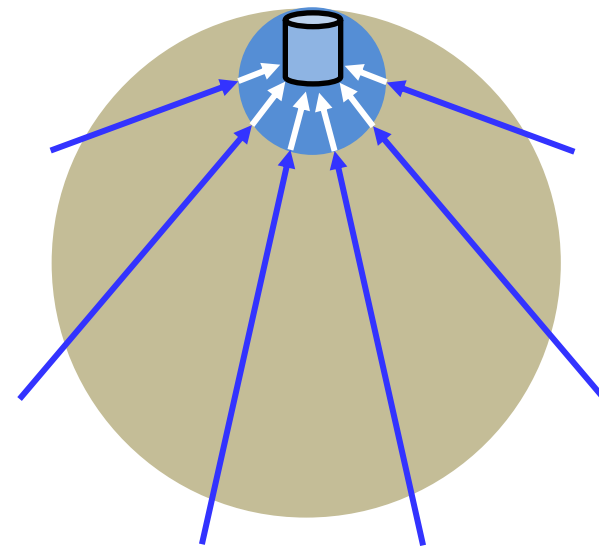
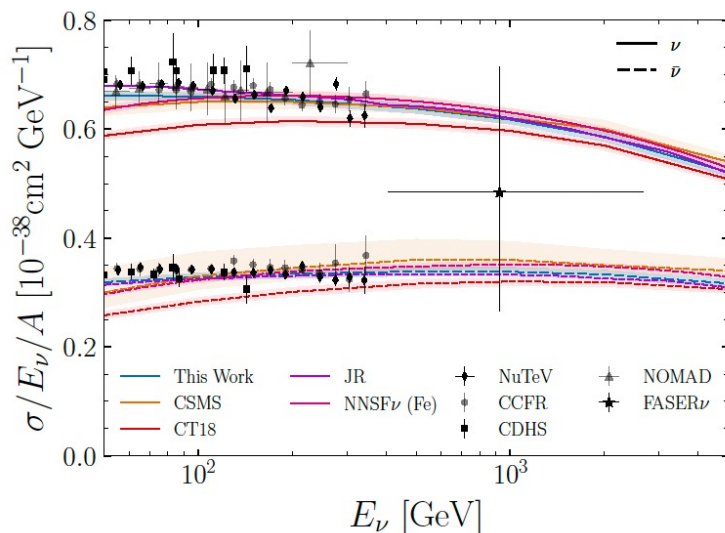
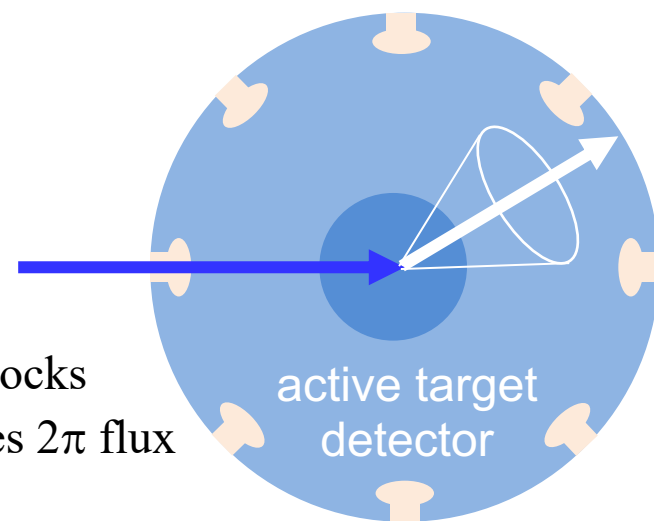


2. Kinematic systematic error

Total cross-section measurement needs 4π detector
 → the detector accepts events with any kinematics

Through going muons are generated by interactions with rocks
 Atmospheric neutrino total cross-section measurement uses 2π flux
 → Geometric (kinematic) effect mostly cancel

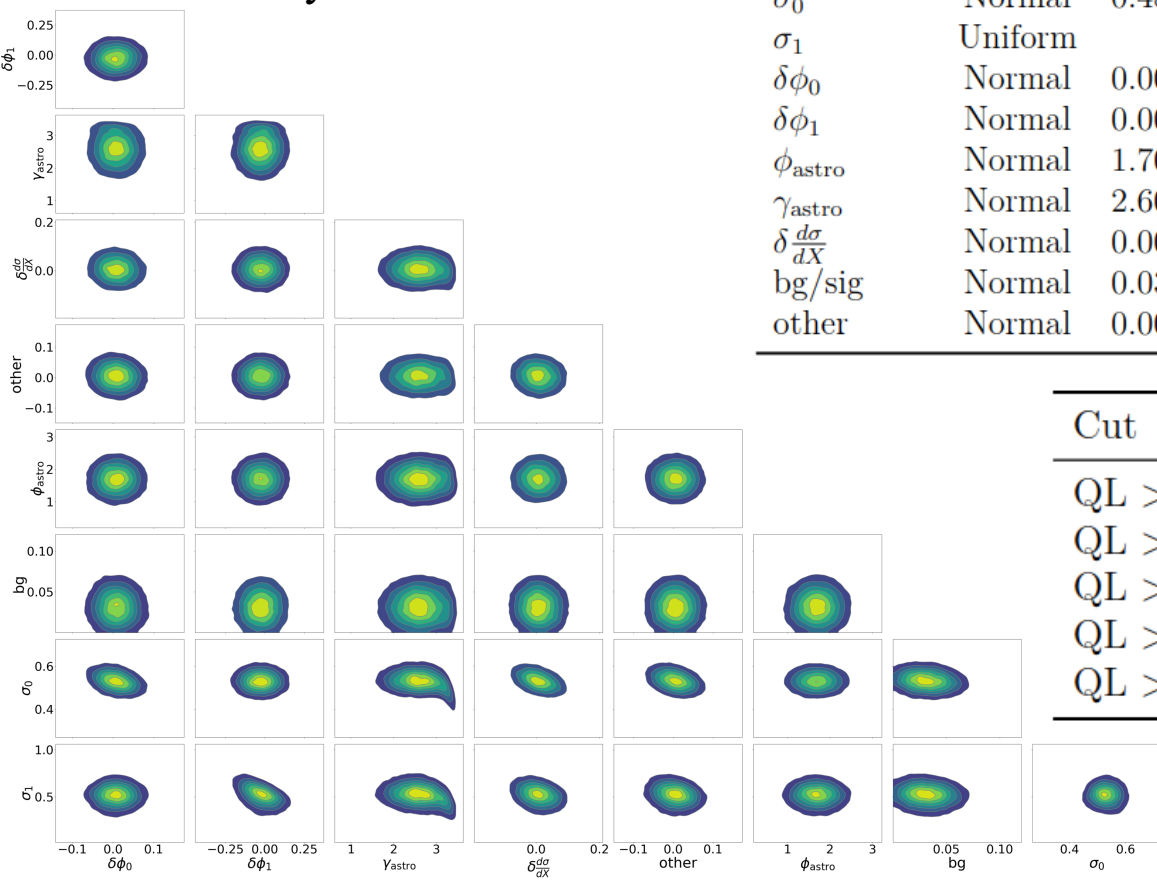
Error is guided by recent DIS differential cross-section model
 $d\sigma/dy$: 5%



2. Systematic errors - Summary

Weak correlations of all systematics

- Flux models (conventional atmospheric, astrophysical)
- Backgrounds (mis-reconstructed down-going muons)
- Kinematics
- Detector systematics

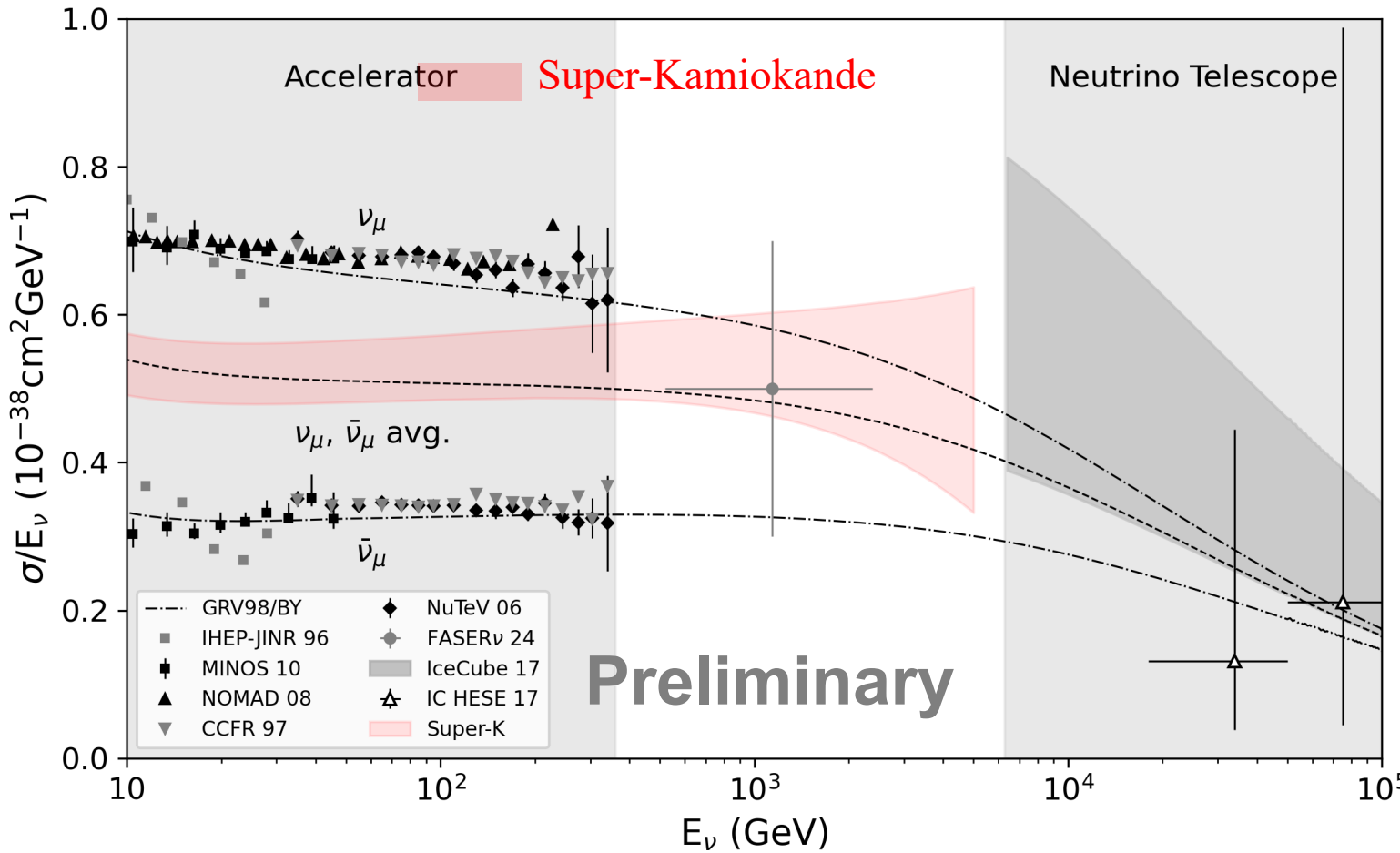


Parameter	Prior	Constraint	Best-fit	Description
σ_0	Normal	0.48 ± 0.08	0.53 ± 0.04	σ below 0.5 TeV
σ_1	Uniform	...	0.51 ± 0.11	σ between 0.5 to 5 TeV
$\delta\phi_0$	Normal	0.00 ± 0.04	$0.01^{+0.04}_{-0.03}$	$\delta\phi$ below 0.5 TeV
$\delta\phi_1$	Normal	0.00 ± 0.09	-0.01 ± 0.04	$\delta\phi$ between 0.5 to 5 TeV
ϕ_{astro}	Normal	1.70 ± 0.20	1.69 ± 0.20	Astro. normalisation
γ_{astro}	Normal	2.60 ± 0.50	$2.56^{+0.57}_{-0.40}$	Astro. spectral index
$\delta \frac{d\sigma}{dX}$	Normal	0.00 ± 0.05	0.01 ± 0.05	Kinematics modelling
bg/sig	Normal	0.03 ± 0.03	0.03 ± 0.02	Background-signal ratio
other	Normal	0.00 ± 0.05	$0.00^{+0.04}_{-0.03}$	Detector systematics

Cut	Data	MC (Pre-fit)	MC (Post-fit)
QL > 0	3989	3367	3938^{+462}_{-488}
QL > 27	2010	1673	1962^{+254}_{-285}
QL > 30	1130	931	1092^{+153}_{-183}
QL > 35	533	460	538^{+81}_{-107}
QL > 40	316	288	336^{+52}_{-75}

3. $\nu_\mu CC + \bar{\nu}_\mu CC$ DIS total cross-section

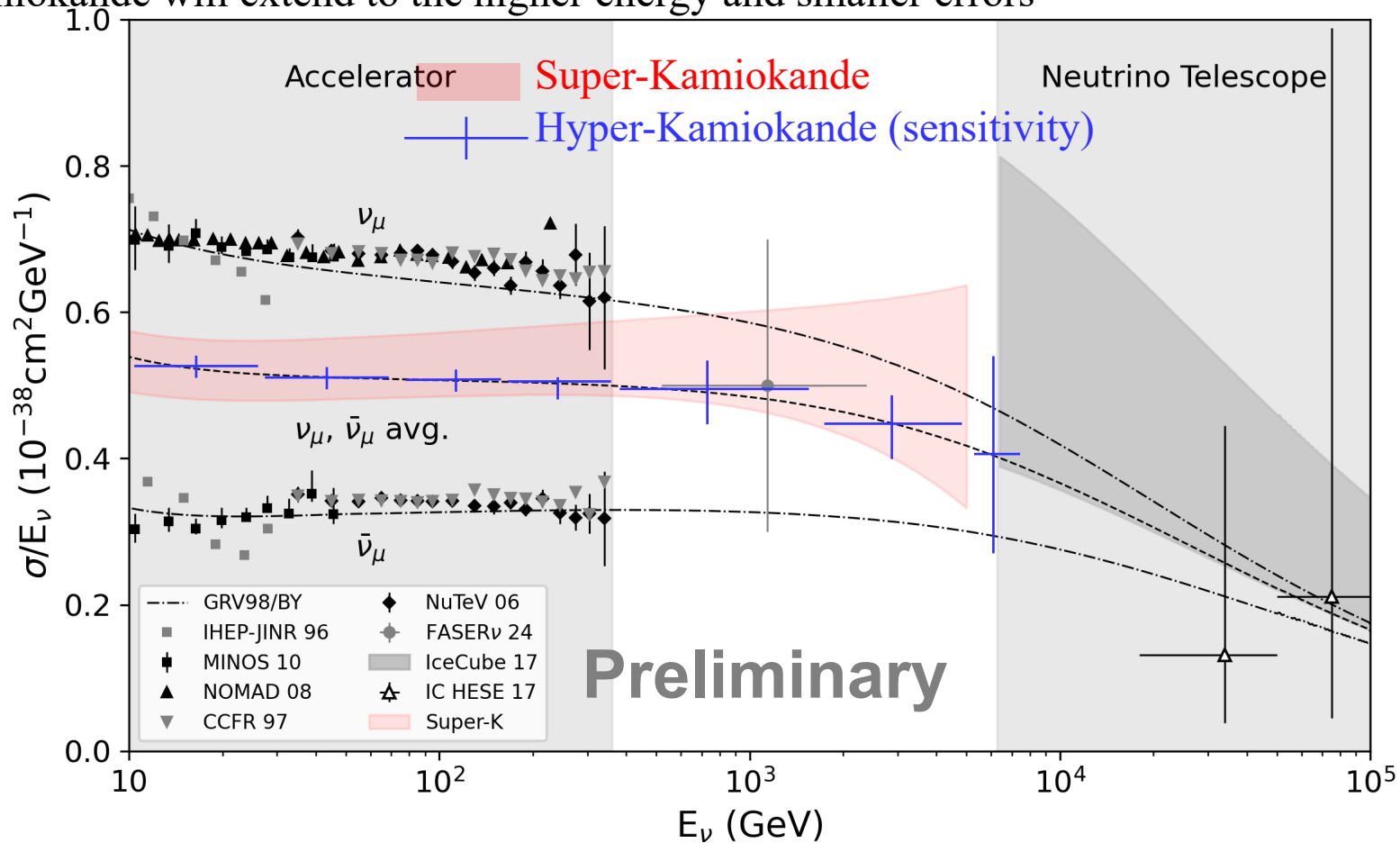
Statistical error dominated result, will be improved in future
- Competitive with FASERnu result



3. $\nu_\mu CC + \bar{\nu}_\mu CC$ DIS total cross-section

Statistical error dominated result, will be improved in future

- Competitive with FASERnu result
- Hyper-Kamiokande will extend to the higher energy and smaller errors



4. Conclusions

TeV neutrinos have rich physics

Super-Kamiokande has high-statistics TeV neutrino data from atmospheric neutrinos

Using the up-going through going muon samples, we measured the TeV muon and anti-muon neutrino total cross-section between 500 GeV and 5 TeV. The measurement is statistically limited.

These results will be improved in the Hyper-Kamiokande

Thank you for your attention!

Backup