

*Detailed Directions
from the SNU Subway Station
to the Conference Venue*

(!) Warning

Please, DO NOT attempt
to walk from the SNU subway station to the campus.

Line #2 Seoul National University subway station

↔ Seoul National University building #28

(Monday-Friday)

0 Exit 3, SNU station

Getting off the subway at the Seoul National University (SNU) subway station, follow the signs to **Exit 3**.



1 Taxi 🚗

If you are late or too tired,
or if you are carrying a heavy luggage,
you may wish to grab a taxi.

You can find taxis on the street,
between Exit 3 and Exit 4.

The ride costs 6,000-7,000 KRW and
takes about 10 minutes to the conference venue.

Cash and T-money are accepted.



1 Taxi

Show the following direction to the taxi driver:

서울대학교 28동 (자연과학대학)

SNU, building 28 (College of Natural Sciences)

1 Bus stops




When you leave the station through Exit 3 and walk toward Gwanak-gu Office, you encounter 3 city bus stops and 2 shuttle bus stops.

If you choose to take a city bus (using T-money), board bus number 5513.

If you prefer campus shuttle bus (free of charge), board one in front of Coffee Bean.

2-1 SNU station ↔ building #28 (by shuttle bus)



Walk about 140 meters to the **Coffee Bean** building, where you can find the bus stop for the shuttle bus (often with a long queue).

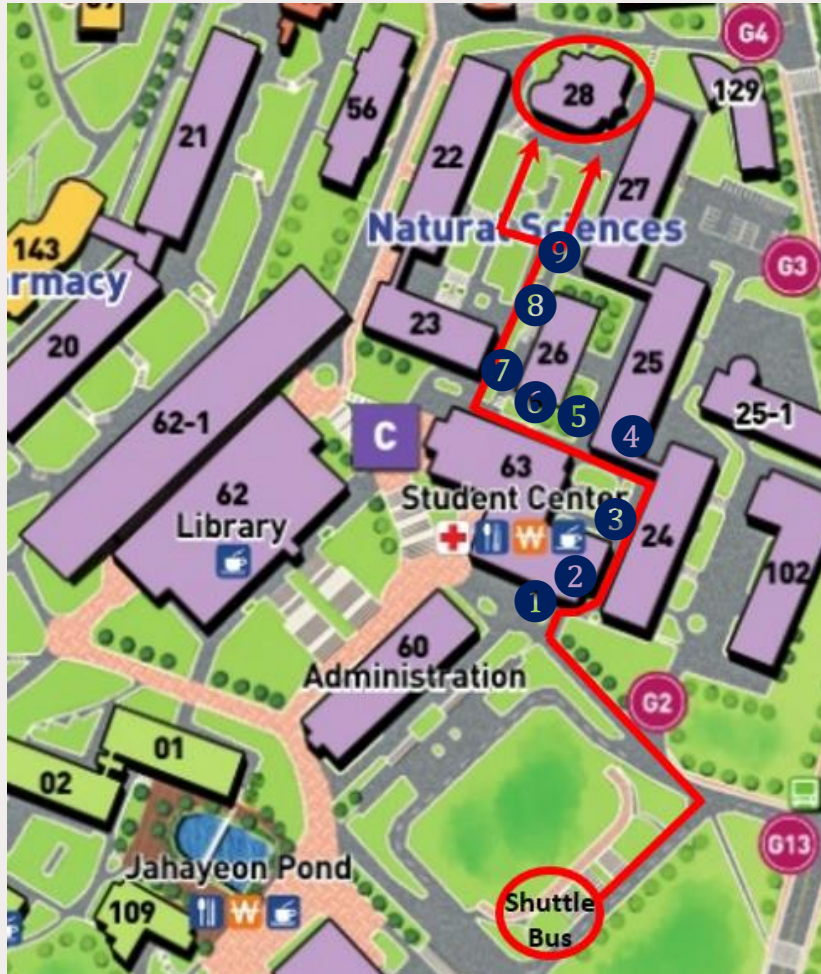
You should **NOT** take the shuttle bus in front of **Lotteria**, which takes you to the New Engineering Education Building, far from the conference venue.



You will get off at the lawn plaza in front of the **Main Administration Building**.

At the same bus stop, you can take the shuttle bus to the SNU station, getting off near Exit 2.

2-2 Shuttle Bus drop-off ↔ building #28 (10-min walk)



After getting off the shuttle bus, walk toward the rear end of the bus, passing by Mega Coffee.

The conference venue is building 28. You may walk around the Student Center (#63) and a few other buildings (#24-#27) in the College of Natural Sciences.

Please refer to the map on the left as well as photos on the next page.

If you get lost, ask anyone on campus for the directions. Most students speak English.

2-2 Shuttle Bus drop-off ↔ building #28 (10-min walk)



2-2 Shuttle Bus drop-off ↔ building #28 (10-min walk)



Approach building 28 via buildings 24-27

2-3 Shuttle Bus information

Between SNU Subway Station and SNU Main Administration Building

Operation Time	Interval Between Buses
07:00~08:00	15 minutes
08:00~11:00	3~5 minutes
11:00~15:00	10 minutes
15:00~19:00	3~5 minutes

3 SNU station → building #28 (by 5513)



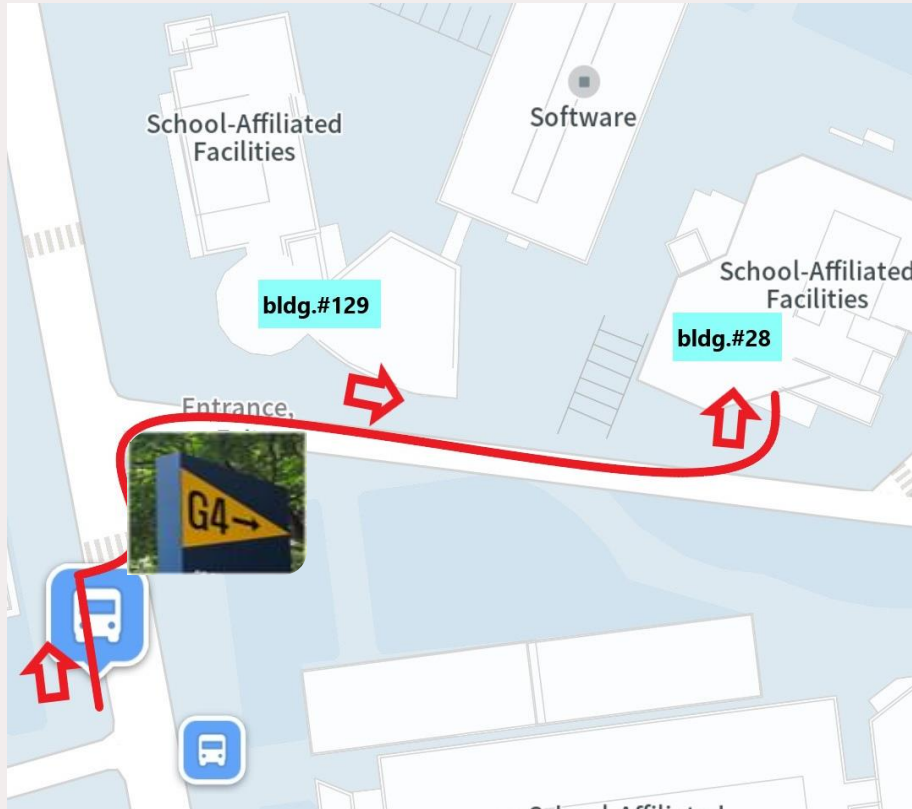
There are three separate bus stops/queues (5511, 5513, 5515).

You should board **5513** at the middle one.



Pass through the SNU Main Gate and get off at the **College of Agriculture and Life Sciences** stop (ID: 21-272).

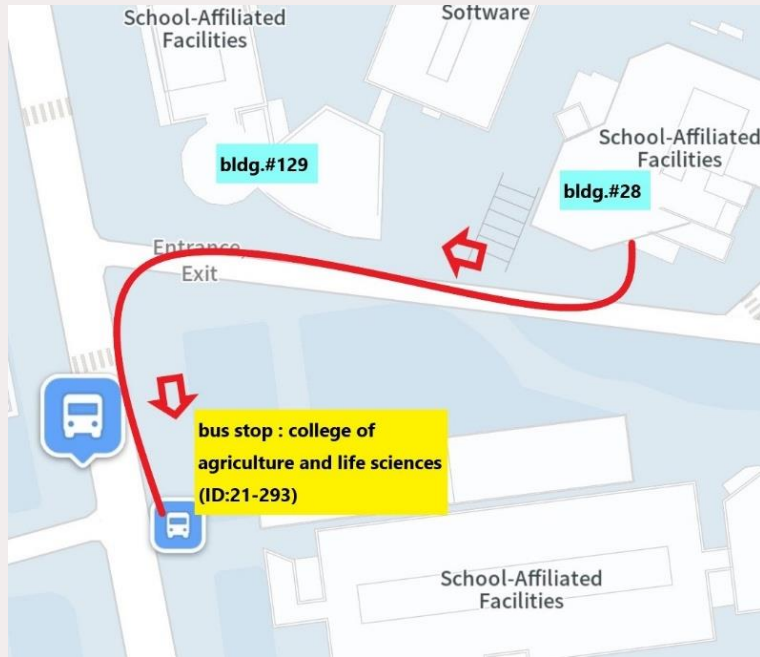
3 SNU station → building #28 (by 5513)



After getting off at the College of Agriculture and Life Sciences stop, cross the street and enter Gate 4.

You will see Building 28 on your left.

4 Building #28 → SNU station (by 5511)



To go back to the SNU subway station, exiting through the rear entrance on the 2nd floor of Building 28, walk toward Gate 4, turn left, and you will see the College of Agriculture and Life Sciences bus stop (ID: 21-293) where you can board bus number 5511 (NOT 5513).

4 Building #28 → SNU station (by 5511)



❌ Important: Bus 5511 to SNU Subway Station

Two types of 5511 buses, with different destinations, operate at the same stop.
(Even the locals often get confused!)

(A)

If the display board (in the red circle in the phot) shows "5511", the bus goes the SNU Station.

(B)

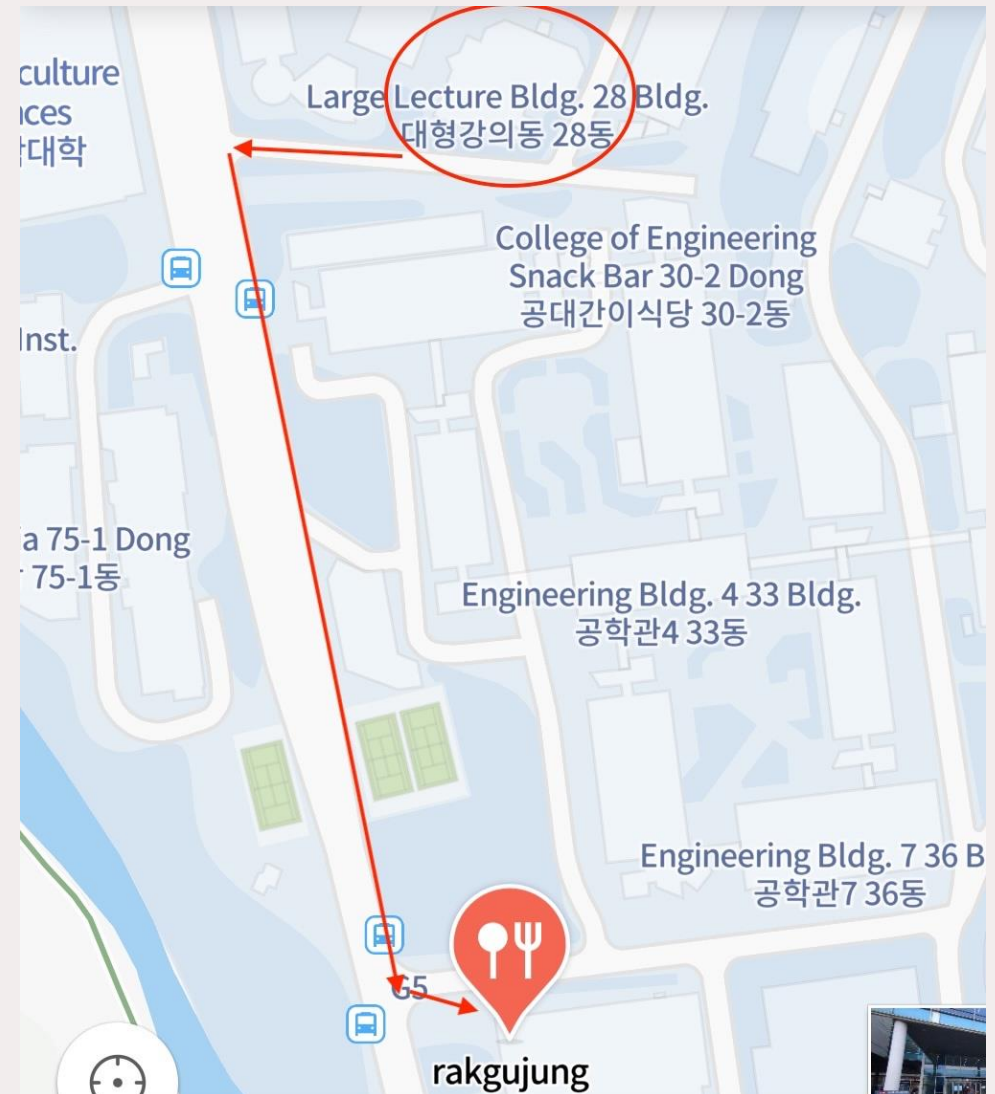
Do not take the bus if it shows "차고지행" in Korean.

Reception Venue (Rakgujung)
→ Seoul National University Station

(Monday evening)

5-1 Conference → Reception

On Monday evening,
please follow the crowd to the reception
to be held at Rakgujung (building #38)



5-2 Reception Venue (Rakgujung) → SNU station (by 5511)



Exit from Building 38, walk a little downhill, and you will find the **College of Engineering Entrance** bus stop (ID: 21-292). Board the 5511 bus with the number "5511" displayed on the display to go to the SNU subway station.

5-2 Reception Venue (Rakgujung) → SNU station (by 5511)



❌ Important: Bus 5511 to SNU Subway Station

Two types of 5511 buses, with different destinations, operate at the same stop.
(Even the locals often get confused!)

(A)

If the display board (in the red circle in the phot) shows "5511", the bus goes the SNU Station.

(B)

Do not take the bus if it shows "차고지행" in Korean.