


# Lattice QCD calculation of EW box diagrams

Xu Feng (Peking U.)

2024.08.19



# QCHSC 2024

The XVth Quark Confinement and the Hadron Spectrum Conference

# Test of CKM unitarity

- In SM, CKM matrix is unitary, describing the strength of flavor-changing weak interaction



Cabibbo Kobayashi Maskawa

$$\begin{bmatrix} d' \\ s' \\ b' \end{bmatrix} = \begin{bmatrix} V_{ud} & V_{us} & V_{ub} \\ V_{cd} & V_{cs} & V_{cb} \\ V_{td} & V_{ts} & V_{tb} \end{bmatrix} \begin{bmatrix} d \\ s \\ b \end{bmatrix}$$

- Most stringent test of CKM unitarity is given by the first row condition

$$|V_u|^2 \equiv |V_{ud}|^2 + |V_{us}|^2 + |V_{ub}|^2 = 1$$

- $|V_{ub}| = 3.82(24) \times 10^{-3}$ , tiny contribution [PDG 2022]
- $|V_{ud}| = 0.97373(31)$ , most precise determination from superallowed nuclear beta decays  
(also from neutron &  $\pi$  beta decays, but uncertainties are 3 and 10 times larger)
- $|V_{us}|$ , most precise determination from kaon decays ( $K_{l3} + K_{\mu 2}/\pi_{\mu 2}$ )  $\rightarrow$  requires **LQCD inputs**  
(also from hyperon & tau decays, errors are about 3 and 2 times)

$|V_{us}|$

# Leptonic and semileptonic decays

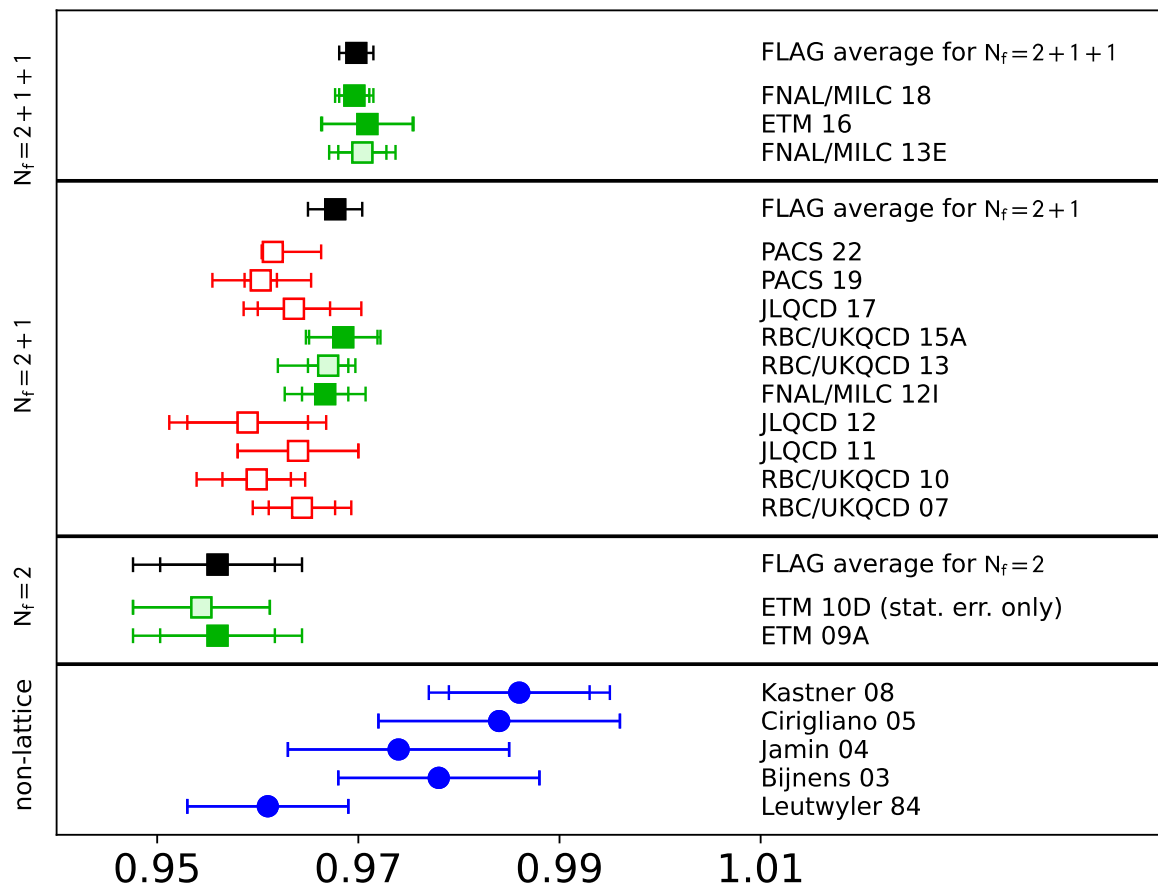
➤ Flavor Lattice Averaging Group (FLAG) average, updated on 2023

$$f_+^{K\pi}(0) = 0.9698(17) \Rightarrow 0.18\% \text{ error}$$

$$f_{K^\pm}/f_{\pi^\pm} = 1.1934(19) \Rightarrow 0.16\% \text{ error}$$

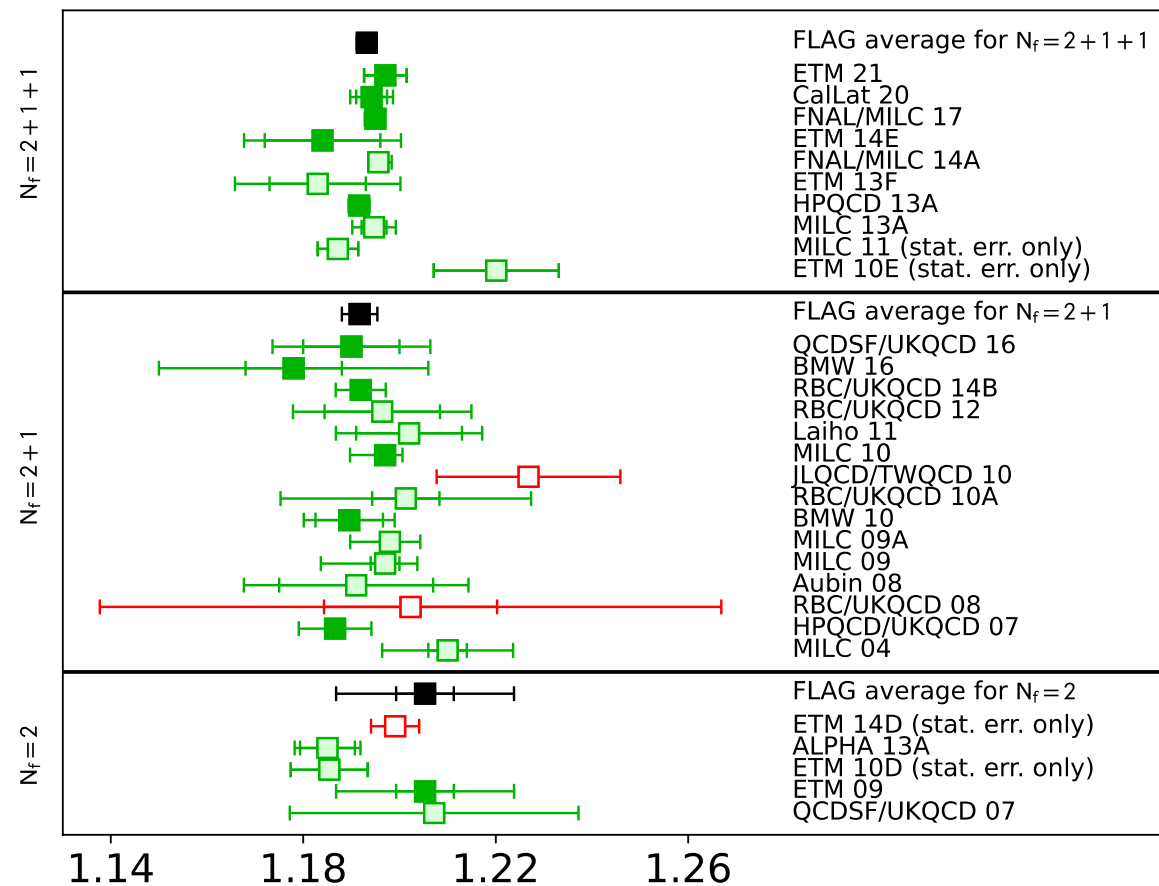
FLAG2023

$f_+(0)$



FLAG2023

$f_{K^\pm}/f_{\pi^\pm}$



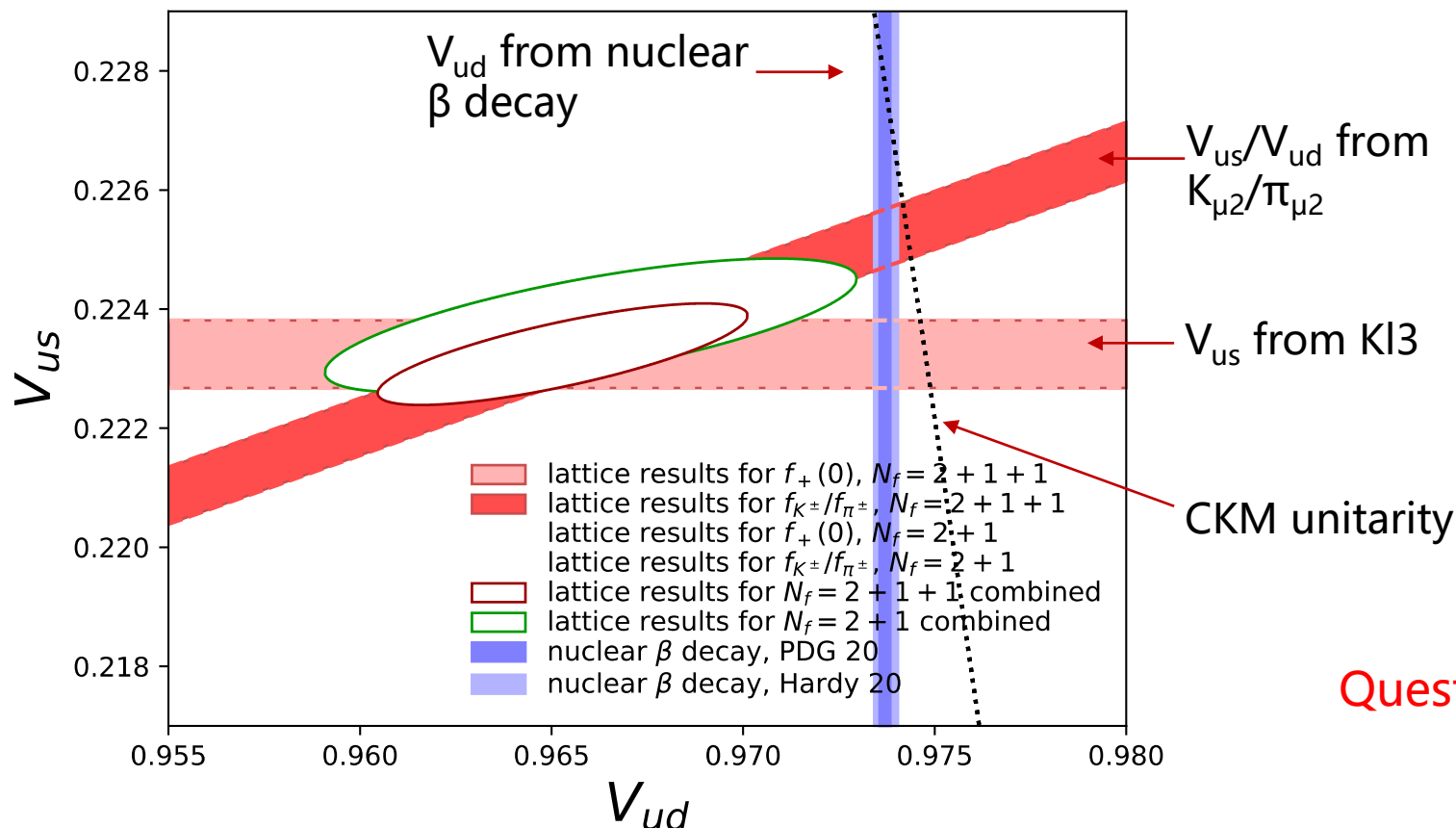
# Extraction of $V_{ud}$ and $V_{us}$

➤ Experimental information from kaon decays [arXiv:1411.5252, 1509.02220]

$$K_{\ell 3} \Rightarrow |V_{us}| f_+(0) = 0.2165(4) \Rightarrow |V_{us}| = 0.2232(6)$$

$$K_{\mu 2}/\pi_{\mu 2} \Rightarrow \left| \frac{V_{us}}{V_{ud}} \right| \frac{f_{K^\pm}}{f_{\pi^\pm}} = 0.2760(4) \Rightarrow \left| \frac{V_{us}}{V_{ud}} \right| = 0.2313(5)$$

FLAG2023



- Use  $|V_{us}|$  from  $K_{l3}$  +  $|V_{us}/V_{ud}|$  from  $K_{\mu 2}/\pi_{\mu 2}$  (more accurate results from  $N_f = 2 + 1 + 1$ )

$$|V_u|^2 = 0.9816(64) \Rightarrow 2.9 \sigma$$

- Use  $|V_{us}|$  from  $K_{l3}$  +  $|V_{ud}|$  from  $\beta$  decays

$$|V_u|^2 = 0.99800(65) \Rightarrow 3.1 \sigma$$

- $|V_{us}/V_{ud}|$  from  $K_{\mu 2}/\pi_{\mu 2}$  +  $|V_{ud}|$  from  $\beta$  decay

$$|V_u|^2 = 0.99888(67) \Rightarrow 1.7 \sigma$$

Question: Deviation due to  $|V_{ud}|$  from  $\beta$  decays,  $|V_{us}|$  from  $K_{l3}$  or new physics?

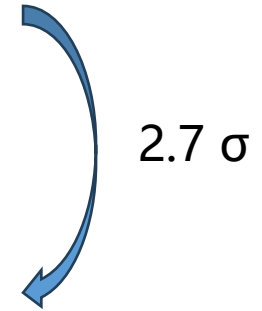
# CKM matrix elements quoted by PDG 2022

- Use  $|V_{us}/V_{ud}|$  from  $K_{\mu 2}/\pi_{\mu 2} + |V_{ud}|$  from  $\beta$  decay to determine  $|V_{us}|$

$$\begin{aligned} |V_{us}| &= 0.2255(8) \quad (N_f = 2 + 1, K_{\mu 2} \text{ decays}) \\ &= 0.2252(5) \quad (N_f = 2 + 1 + 1, K_{\mu 2} \text{ decays}) \end{aligned}$$

- Use  $|V_{us}|$  from  $K_{l 3}$

$$\begin{aligned} |V_{us}| &= 0.2236(4)_{\text{exp+RC}}(6)_{\text{lattice}} \quad (N_f = 2 + 1, K_{l 3} \text{ decays}) \\ &= 0.2231(4)_{\text{exp+RC}}(4)_{\text{lattice}} \quad (N_f = 2 + 1 + 1, K_{l 3} \text{ decays}) \end{aligned}$$

 2.7  $\sigma$

- Average yields

$$\begin{aligned} |V_{us}| &= 0.2244(5) \quad N_f = 2 + 1 \\ |V_{us}| &= 0.2243(4) \quad N_f = 2 + 1 + 1 \end{aligned}$$

- Enlarge the error by a scale factor of 2.7 and average  $N_f=2+1$  and  $N_f=2+1+1$  values

$$|V_{us}| = 0.2243(8) \quad \longrightarrow \quad |V_{ud}|^2 + |V_{us}|^2 + |V_{ub}|^2 = 0.9985(6)(4).$$

Conservative estimate of  $|V_{us}|$  due to the deviation between  $K_{l 3}$  and  $K_{\mu 2}$   2.1  $\sigma$  deviation

$$|V_{ud}|$$

# Role played by $V_{ud}$

- Interesting to examine the update of the violation of CKM unitarity within recent years

$$\Delta_{\text{CKM}} = |V_{ud}|^2 + |V_{us}|^2 + |V_{ub}|^2 - 1 = 0$$

- PDG 2019 → PDG 2020 → PDG 2022

	PDG 2019	PDG 2020	PDG 2022
$ V_{ud} $	0.97420(21)	0.97370(14)	0.97373(31)
$ V_{us} $	0.2243(5)	0.2245(8)	0.2243(8)
$ V_{ub} $	0.00394(36)	0.00382(24)	0.00382(20)
$\Delta_{\text{CKM}}$	-0.00061(47)	-0.00149(45)	-0.00152(70)

- 2020 update: 3.3  $\sigma$  deviation from CKM unitarity due to the update of EWR corrections
- 2022 update: 2.1  $\sigma$  deviation only

For  $V_{ud}$ , central value nearly unchanged, but uncertainty becomes twice larger

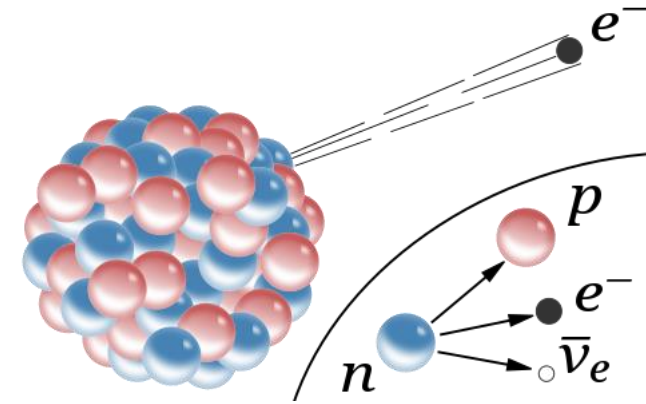
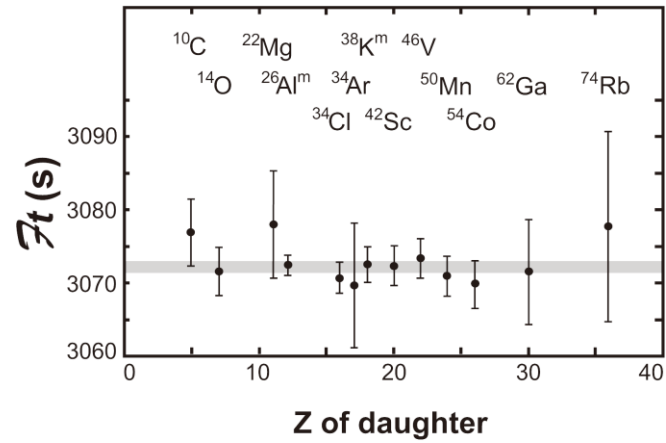


A more conservative estimate of nuclear structure uncertainties



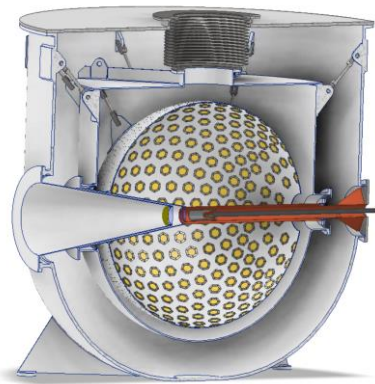
# $V_{ud}$ from different measurements

## ➤ Superallowed nuclear $\beta$ decays



## ➤ Neutron $\beta$ decays

## ➤ Pion $\beta$ decays



PIBETA  
PIONEER

Super-  
allowed

Ultra-Cold  
Neutron



# Status for $V_{ud}$

- Superallowed  $\beta$  decays  $|V_{ud}|=0.9737(3)$

- $0^+ \rightarrow 0^+$  nuclear  $\beta$  decays:  $J=0 \rightarrow 0$ , transition must be  $V_0$  or  $A_0$ ; **Parity unchanged**, must be  $V_0$
- Vector current transition (Fermi transition) at leading order
- Estimate of nuclear structure uncertainties is important

- Neutron  $\beta$  decays  $|V_{ud}|=0.9737(9)$

- Free from nuclear structure uncertainties
- Nuclear-structure independent radiative correction (RC) is same as superallowed nuclear  $\beta$  decay

- Pion  $\beta$  decays  $|V_{ud}|=0.9739(29)$

- More difficult to measure pion decays
- Theoretically simpler, especially for lattice QCD

- ◆ Summary

- To extract  $V_{ud}$  from superallowed decay or neutron  $\beta$  decay
  - ➔ Need a well determined EW radiative corrections

# Important uncertainty from $\gamma W$ box diagram

Superallowed nuclear  $\beta$  decays

$$|V_{ud}|^2 = 0.97154(22)(54)_{\text{NS}} / (1 + \Delta_R^V)$$

Nuclear structure uncertainties

Neutron  $\beta$  decays

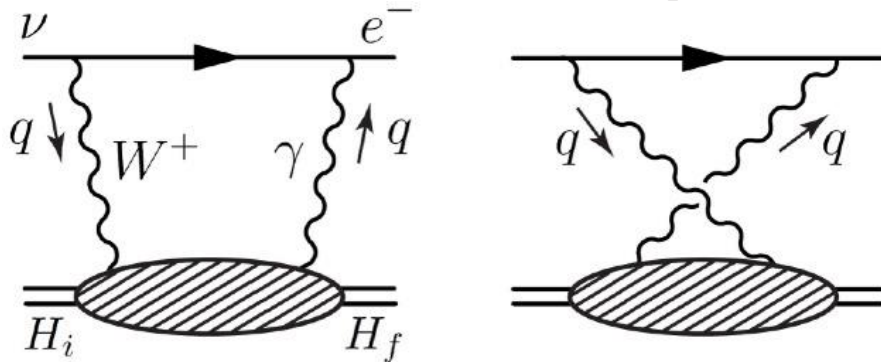
$$|V_{ud}|^2 = \frac{5024.7 \text{ s}}{\tau_n (1 + 3g_A^2) (1 + \Delta_R^V)}$$

Axial vector current transition absorbed in  $g_A$   
Measured by experiment, different from lattice

Universal electroweak radiative corrections (EWR)

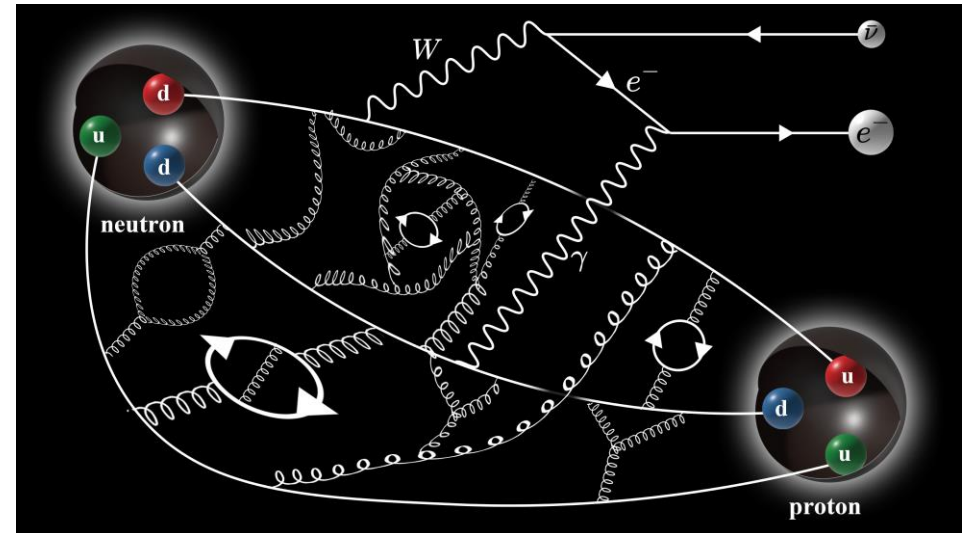
- Based current algebra, only axial  $\gamma W$  box diagram is sensitive to hadronic scale

[A. Sirlin, Rev. Mod. Phys. 07 (1978) 573]



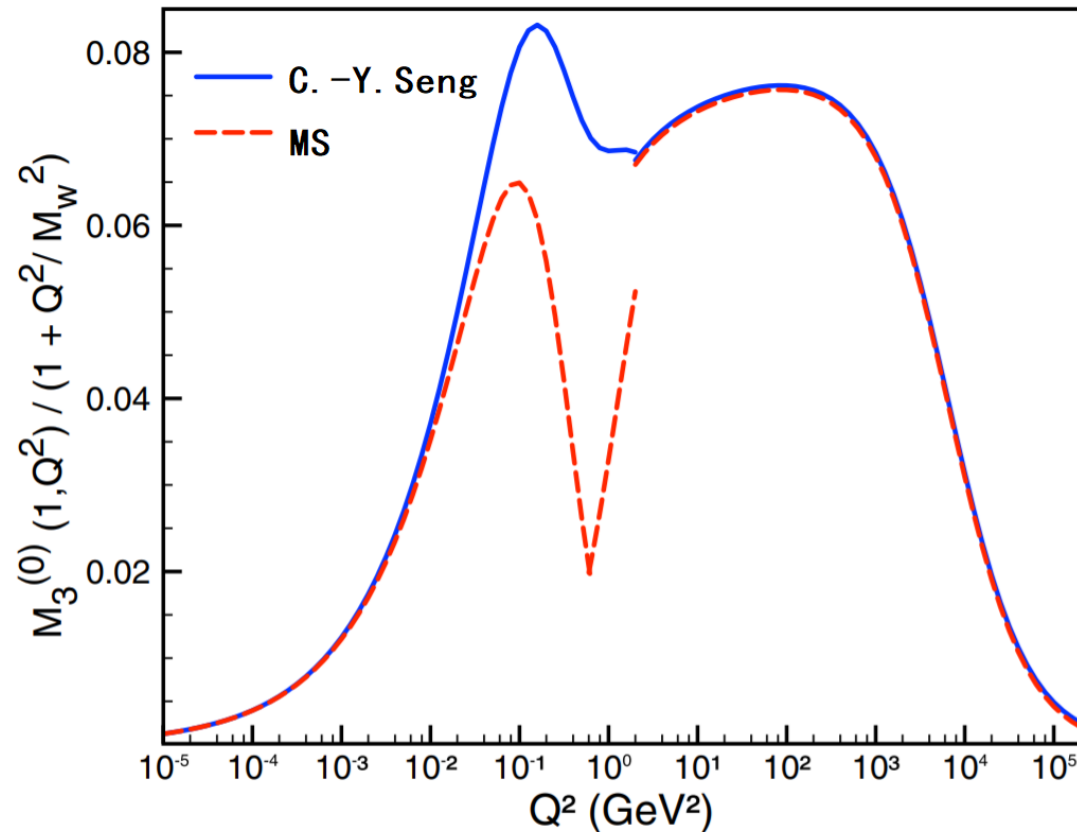
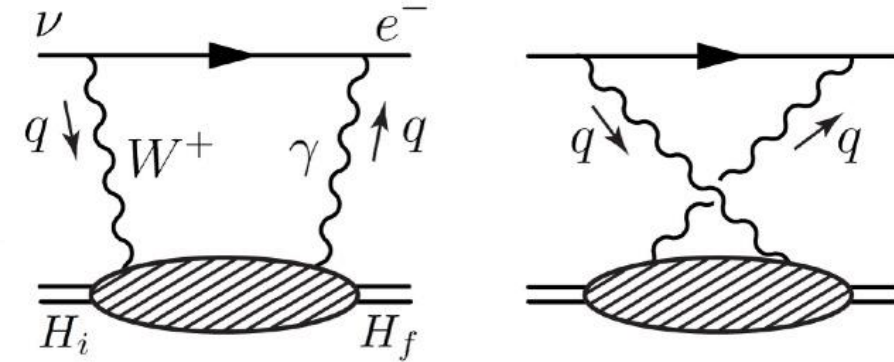
$$\square_{\gamma W}^{VA} = \frac{3\alpha_e}{2\pi} \int \frac{dQ^2}{Q^2} \frac{m_W^2}{m_W^2 + Q^2} M_n(Q^2).$$

It dominates the uncertainties in EWR



# Important uncertainty from $\gamma W$ box diagram

$$\square_{\gamma W}^{VA} = \frac{3\alpha_e}{2\pi} \int \frac{dQ^2}{Q^2} \frac{m_W^2}{m_W^2 + Q^2} M_n(Q^2).$$



➤ PDG 2019 → PDG 2020

	PDG 2019	PDG 2020
$ V_{ud} $	0.97420(21)	0.97370(14)
$ V_{us} $	0.2243(5)	0.2245(8)
$ V_{ub} $	0.00394(36)	0.00382(24)
$\Delta_{\text{CKM}}$	-0.00061(47)	-0.00149(45)

It is responsible for the update of PDG and 3.3  $\sigma$  deviation in CKM unitarity

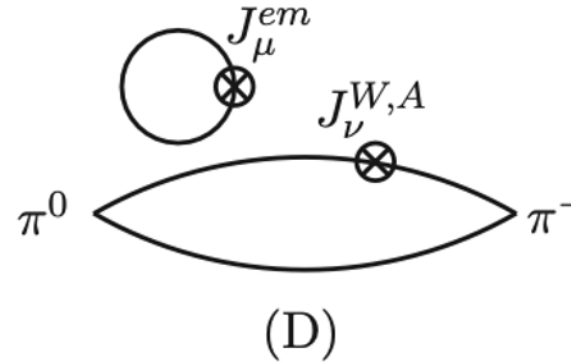
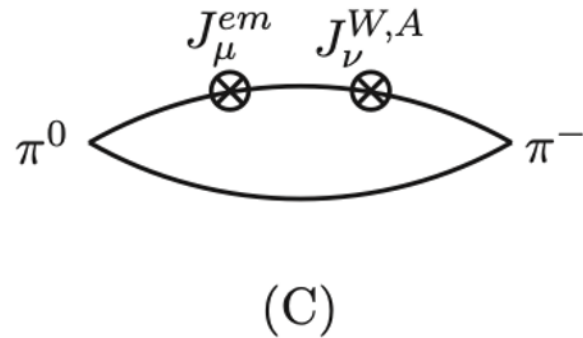
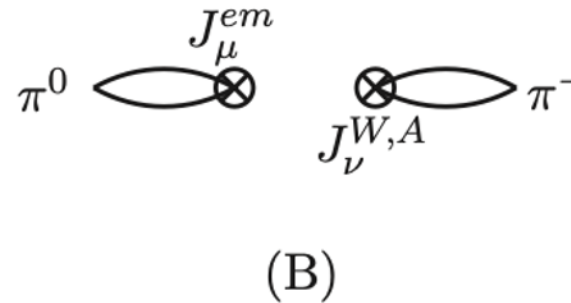
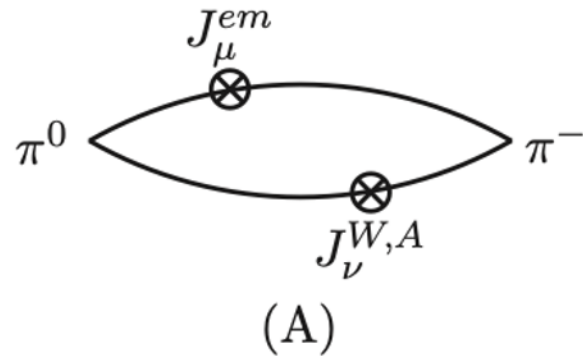
[1] Marciano & Sirlin, PRL96, 032002 (2006)

[2] Seng et.al. PRL 121, 241804 (2018)

Starting from pion sector

# Quark contractions for the $\gamma W$ -box diagram

$$\mathcal{H}_{\mu\nu}^{VA}(x) = \langle \pi^0(p) | T [J_{\mu}^{em}(x) J_{\nu}^{W,A}(0)] | \pi^{-}(p) \rangle$$



① Coulomb gauge fixed wall source used for pion

② For type (A) & (B), double FFT to achieve spacetime translation average over  $L^3 \times T$  measurements

③ Type (C) is most important contribution, with one current as source and the other as sink using 1024-2048 point-source prop per conf.

④ Type (D) vanishes in the flavor SU(3) limit

# Five gauge ensembles at physical pion mass

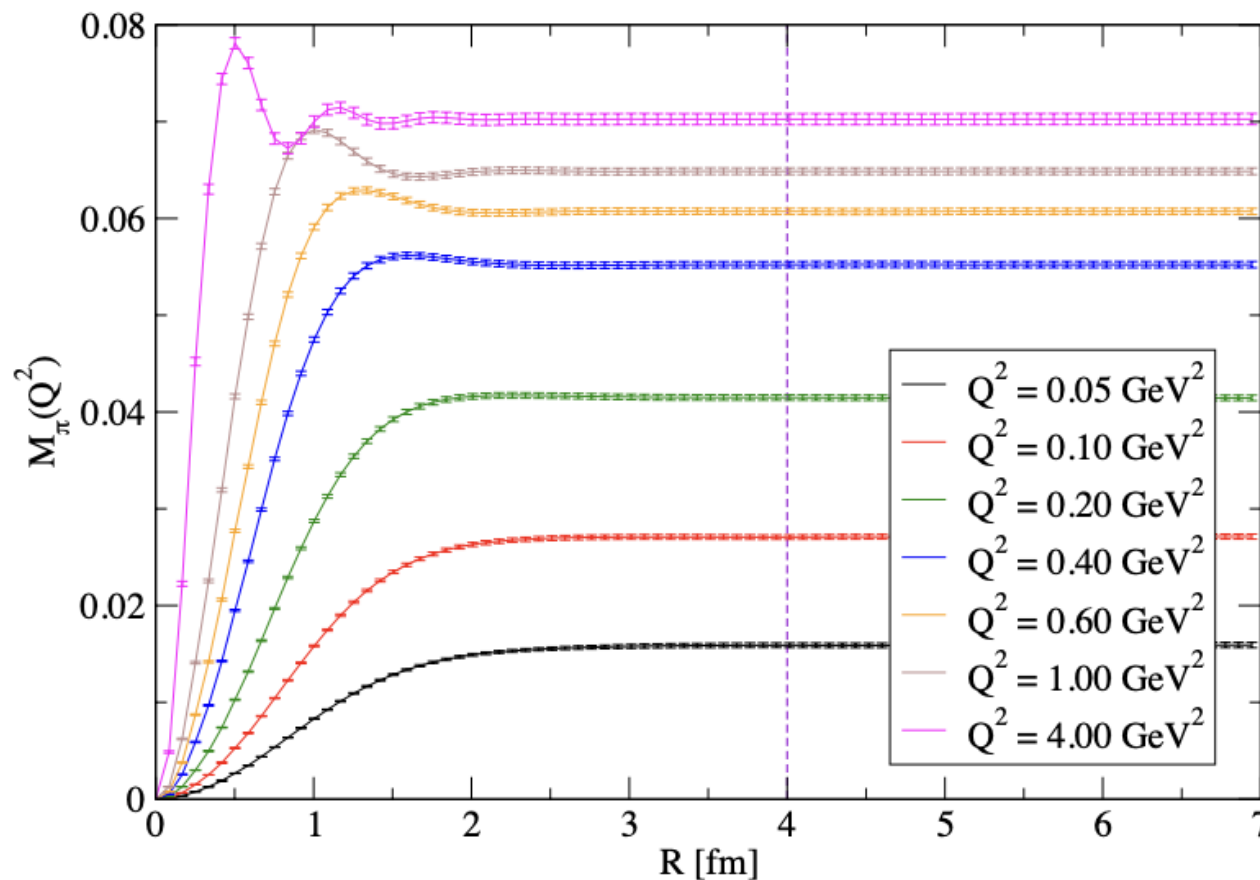
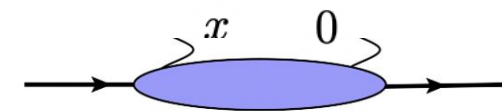
ensemble	$M_\pi/\text{MeV}$	$L^3 \times T$	$a/\text{fm}$	$L \cdot a/\text{fm}$	$N_{\text{conf}}$	$N_r$	$N_{\text{conf}} \times N_r$
24D	141.2(4)	$24^3 \times 64$	0.1944	4.665	46	1024	47104
32D	141.4(3)	$32^3 \times 64$	0.1944	6.221	32	2048	65536
32D-fine	143.0(3)	$32^3 \times 64$	0.1432	4.582	71	1024	72704
48l	135.5(4)	$48^3 \times 96$	0.1140	5.474	28	1024	28672
64l	135.3(2)	$64^3 \times 128$	0.0836	5.353	62	1024	63488

- Gauge ensembles generated by RBC-UKQCD Collaborations using 2+1 flavor domain wall fermion
- 24D, 32D, 32D-fine use Iwasaki+DSDR action; while 48l, 64l use Iwasaki gauge action

# Lattice results for the hadronic functions

Construct the Lorentz scalar function  $M_\pi(Q^2)$  from  $\mathcal{H}_{\mu\nu}^{VA}(x)$

$$M_\pi(Q^2) = -\frac{1}{6\sqrt{2}} \frac{\sqrt{Q^2}}{m_\pi} \int d^4x \omega(Q, x) \epsilon_{\mu\nu\alpha 0} x_\alpha \mathcal{H}_{\mu\nu}^{VA}(x)$$



At large spacetime separation,  
integral converges very quickly!



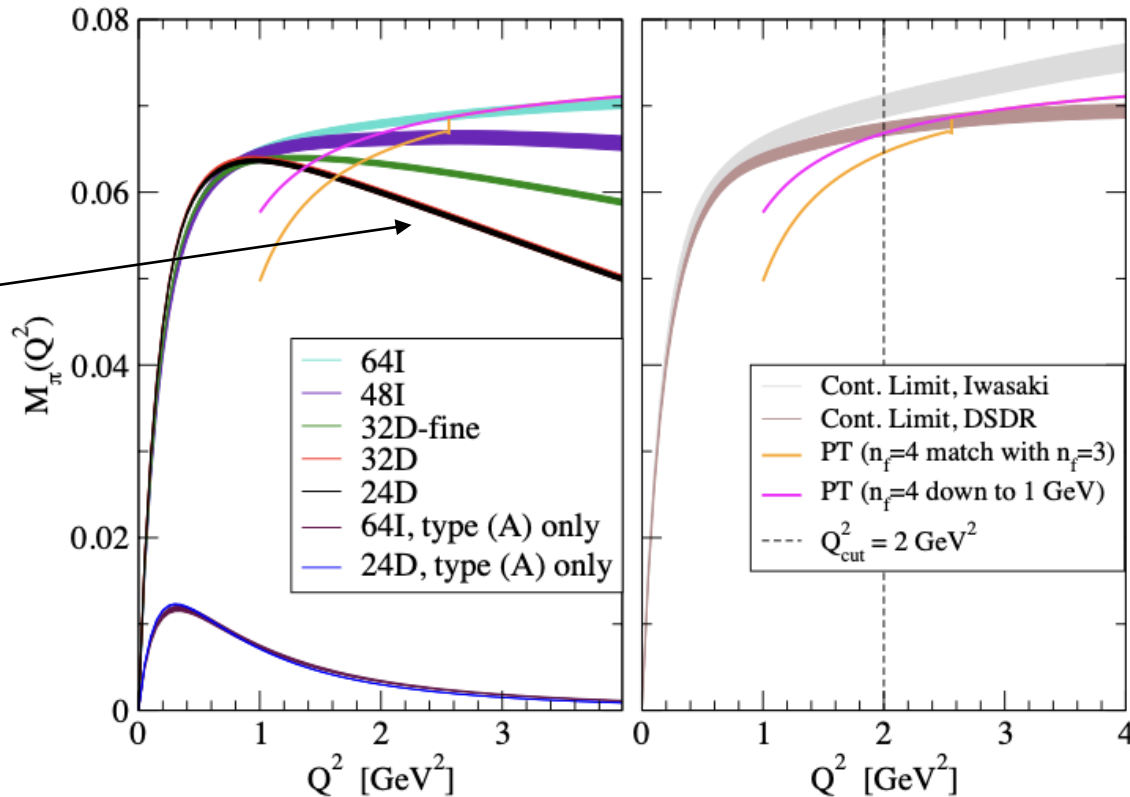
# Combine lattice results with pQCD

Radiative correction requires the momentum integral from  $0 < Q^2 < \infty$

$$\square_{\gamma W}^{VA} = \frac{3\alpha_e}{2\pi} \int \frac{dQ^2}{Q^2} \frac{m_W^2}{m_W^2 + Q^2} M_\pi(Q^2)$$

- Lattice data used for low- $Q^2$  region
- OPE and perturbative Wilson coefficients used for high- $Q^2$  region

24D & 32D with  
diff. volume on  
top of each other



- OPE with Wilson coefficients at 4-loop accuracy

$$\begin{aligned} & \frac{1}{2} \int d^4x e^{-iQx} T [J_\mu^{em}(x) J_\nu^{W,A}(0)] \\ &= \frac{i}{2Q^2} \{ C_a(Q^2) \delta_{\mu\nu} Q_\alpha - C_b(Q^2) \delta_{\mu\alpha} Q_\nu \\ & \quad - C_c(Q^2) \delta_{\nu\alpha} Q_\mu \} J_\alpha^{W,A}(0) \\ & + \frac{1}{6Q^2} C_d(Q^2) \epsilon_{\mu\nu\alpha\beta} Q_\alpha J_\beta^{W,V}(0) + \dots \end{aligned}$$

Only last term contributes to pion & superallowed  $\beta$  decays

# Error analysis

Use the momentum scale  $Q_{\text{cut}}^2$  to separate the LD and SD contributions

$$\square_{\gamma W}^{VA} = \begin{cases} 2.816(9)_{\text{stat}}(24)_{\text{PT}}(18)_a(3)_{\text{FV}} \times 10^{-3} & \text{using } Q_{\text{cut}}^2 = 1 \text{ GeV}^2 \\ \boxed{2.830(11)_{\text{stat}}(9)_{\text{PT}}(24)_a(3)_{\text{FV}} \times 10^{-3}} & \text{using } Q_{\text{cut}}^2 = 2 \text{ GeV}^2 \\ 2.835(12)_{\text{stat}}(5)_{\text{PT}}(30)_a(3)_{\text{FV}} \times 10^{-3} & \text{using } Q_{\text{cut}}^2 = 3 \text{ GeV}^2 \end{cases}$$

- When  $Q_{\text{cut}}^2$  increase, the lattice artifacts become larger
- When  $Q_{\text{cut}}^2$  decrease, systematic effects in pQCD become larger
- For  $1 \text{ GeV}^2 \leq Q_{\text{cut}}^2 \leq 3 \text{ GeV}^2$ , all results are consistent within uncertainties

➤ Independent calculation by Los Alamos group using Wilson-clover fermion

[J. Yoo, T. Bhattacharya, R. Gupta et.al. PRD 108 (2023) 034508 ]

$$\square_{\gamma W}^{VA}|_{\pi} = 2.810(26) \times 10^{-3}$$

# Pion semileptonic $\beta$ decay

## Decay width measured by PIBETA experiment

$$\Gamma_{\pi\ell 3} = \frac{G_F^2 |V_{ud}|^2 m_\pi^5 |f_+^\pi(0)|^2}{64\pi^3} (1 + \delta) I_\pi$$

- ChPT [Cirigliano et.al. (2002), Czarnecki, Marciano, Sirlin (2019)]

$$\delta = 0.0334(10)_{\text{LEC}}(3)_{\text{HO}}$$

- Sirlin's parametrization [A. Sirlin, Rev. Mod. Phys. 07 (1978) 573]

$$\begin{aligned}\delta &= \frac{\alpha_e}{2\pi} \left[ \bar{g} + 3 \ln \frac{m_Z}{m_p} + \ln \frac{M_Z}{M_W} + \tilde{a}_g \right] + \delta_{\text{HO}}^{\text{QED}} + 2\Box_{\gamma W}^{\text{VA}} \\ &= 0.0332(1)_{\gamma W}(3)_{\text{HO}}\end{aligned}$$

where  $\frac{\alpha_e}{2\pi} \bar{g} = 1.051 \times 10^{-2}$ ,  $\frac{\alpha_e}{2\pi} \tilde{a}_g = -9.6 \times 10^{-5}$ ,  $\delta_{\text{HO}}^{\text{QED}} = 0.0010(3)$

- Hadronic uncertainty reduced by a factor of 10, which results in

$$|V_{ud}| = 0.9739(28)_{\text{exp}}(5)_{\text{th}} \quad \Rightarrow \quad |V_{ud}| = 0.9739(28)_{\text{exp}}(1)_{\text{th}}$$

# Interplay between theory and experiment

- $V_{ud}$  from  $\pi$   $\beta$  decay

$$|\bar{V}_{ud}| = 0.9740(28)_{\text{exp}}(\bar{1})_{\text{th}}$$

XF, M. Gorchtein, L. Jin, et.al.  
PRL124 (2020) 19, 192002

- Main uncertainty arises from exp. measurements

which is normalized using the very precisely measured  $BR(\pi^+ \rightarrow e^+ \nu_e(\gamma)) = 1.2325(23) \times 10^{-4}$  [7], rather than the theoretical branching ratio of  $1.2350(2) \times 10^{-4}$ , which if used, would increase

$|V_{ud}|$  to 0.9749(27). Theoretical uncertainties in pion beta decay are very small [21], leaving open more than an order of magnitude improvement of its experimental branching ratio before theory uncertainties become a problem. Although challenging, improved measurements of pion beta decay currently under discussion would allow this decay mode to compete with superallowed beta decays and future neutron decay efforts for the most precise direct  $|V_{ud}|$  determination.

PDG 2022, reviewed by E. Blucher & W. J. Marciano

- Past Experiment - PIBETA

D. Pocanic et.al. PRL 93 (2004) 181803

- Precision 0.6%

- New Experiment - PIONEER

M. Hoferichter, arXiv:2403.18889

Phase I :  $\pi$  leptonic decays

Phase II+III:  $\pi$   $\beta$  decays

- Ultimate precision  $3 \times 10^{-4}$ ,  
20 times better than PIBETA

**Future exp. uncertainty comparable  
to theoretical one!**

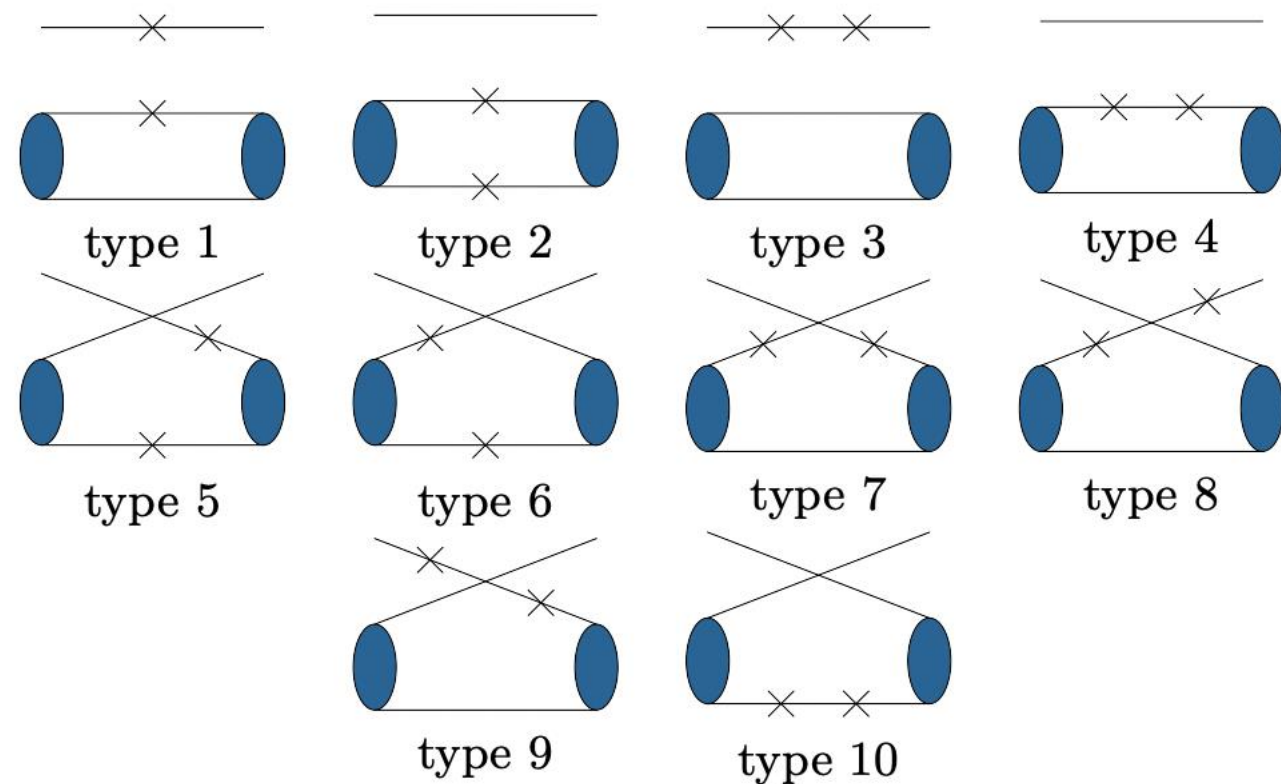
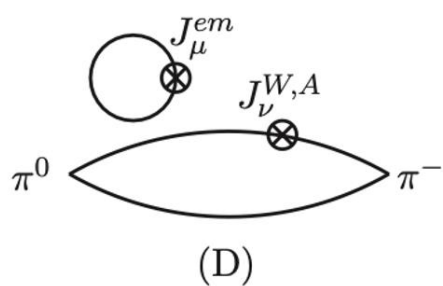
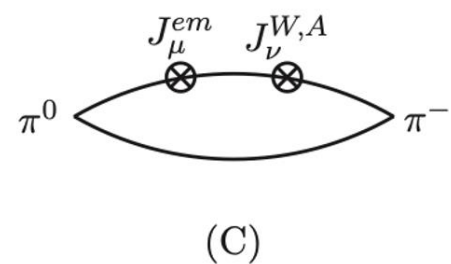
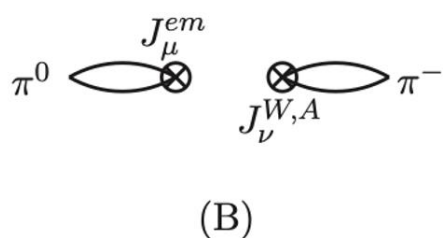
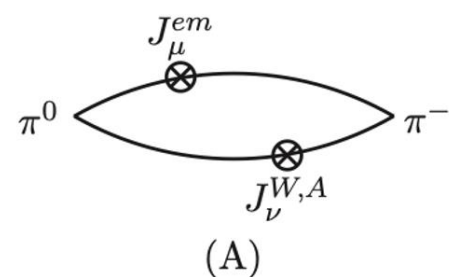
Move to nucleon sector

# Challenges for moving to nucleon sector (I)

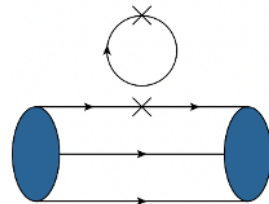
➤  $\pi \gamma W$  box diagram

➤ Nucleon  $\gamma W$  box diagram

▣ Connected diagram (8 of 10)



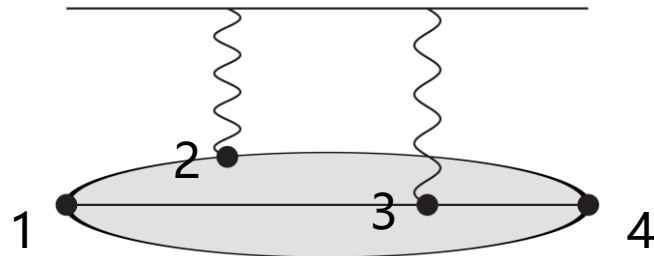
▣ Disconnected diagram



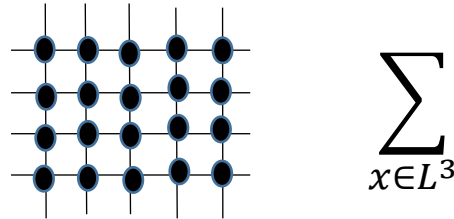
Vanish in flavor SU(3) limit, so far neglected

# Challenges for moving to nucleon sector (II)

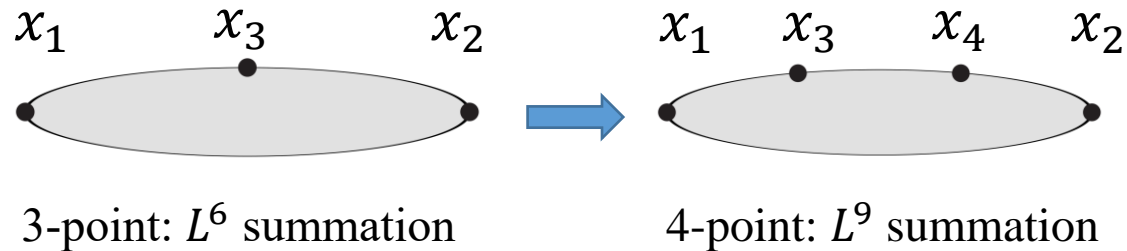
- Hadronic part from a typical 4-point function



- Perform the volume summation for each point



- From 3-point to 4-point function

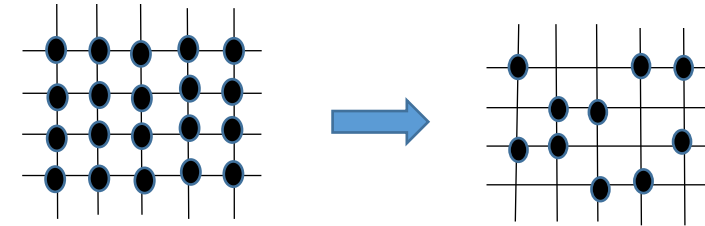


Increasing each point, computational cost increases by  $10^4$ - $10^5$  times!

**Solution:** Field sparsening method

【Y. Li, S. Xia, XF, L. Jin, C. Liu, PRD 103 (2021) 014514】

【W. Detmold, D. Murphy, et. al. PRD 104 (2021) 034502】



- Less summation points may lead to lower precision
- It is not the case because of high correlation in lattice data
  - ➡  $10^2$ - $10^3$  times less points yields similar precision
- Used for pion, proton,  $g_A$  to verify its application

Utilize field sparsening method

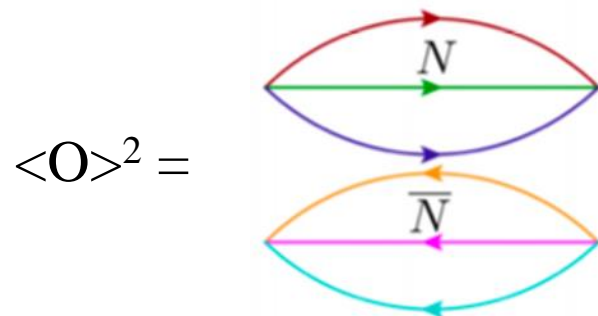
- Reduce the computational cost by a factor of  $10^2$ - $10^3$  with almost no loss of precision!

# Challenges for moving to nucleon sector (II)

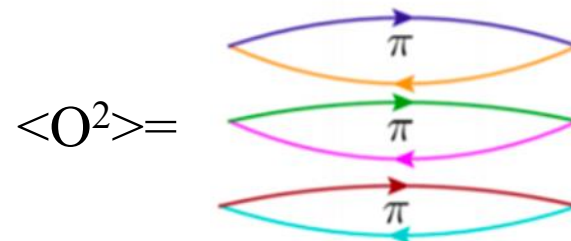
➤ Nucleon system – severe signal/noise (S/N) problem

- Statistics tells us that variance is given by  $\langle O^2 \rangle - \langle O \rangle^2$

Square of signal



Variance is dominated by  $\langle O^2 \rangle$



- S/N is  $\exp \left[ - \left( M_N - \frac{3}{2} M_\pi \right) t \right]$



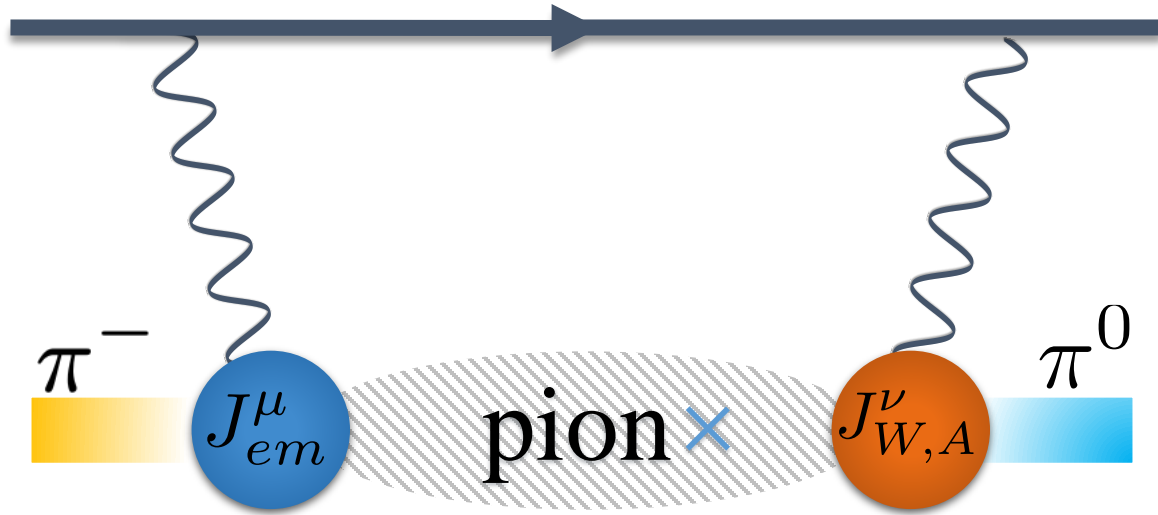
4-pt function requires operators at 4 diff. time slices and thus needs large  $t$  separation

- **Solution: optimized operators, variational analysis, reconstruction of low-lying intermediate states**

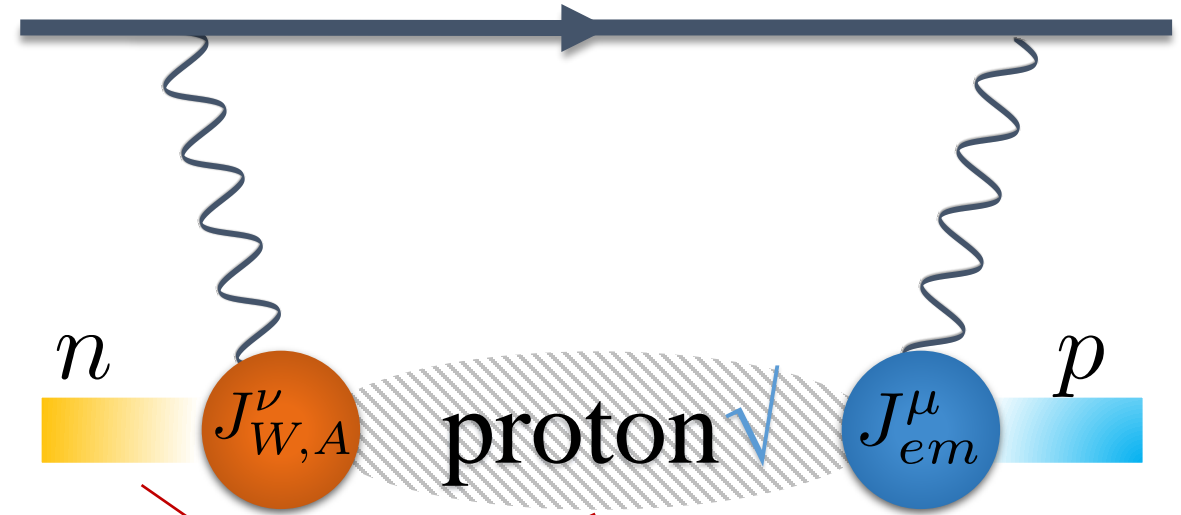


# Challenges for moving to nucleon sector (IV)

$$\langle \pi | J_{W,A}^\mu | \pi \rangle = 0$$



$$\langle n | J_{W,A}^\mu | p \rangle \neq 0$$




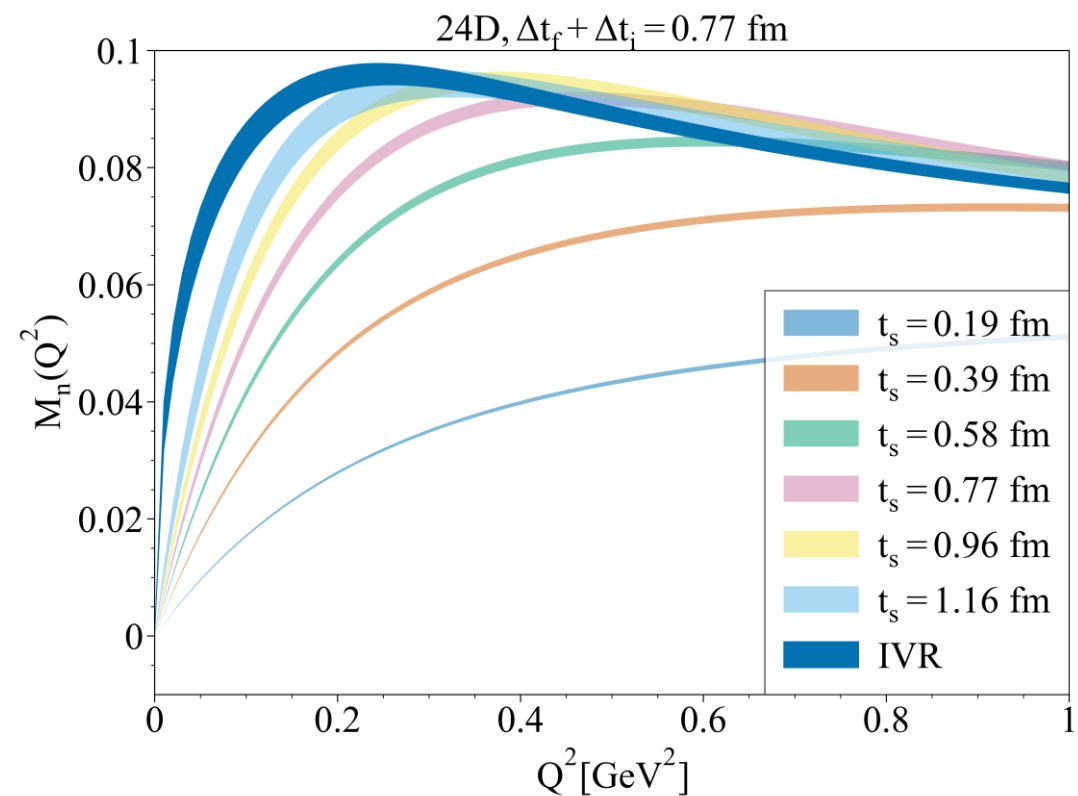
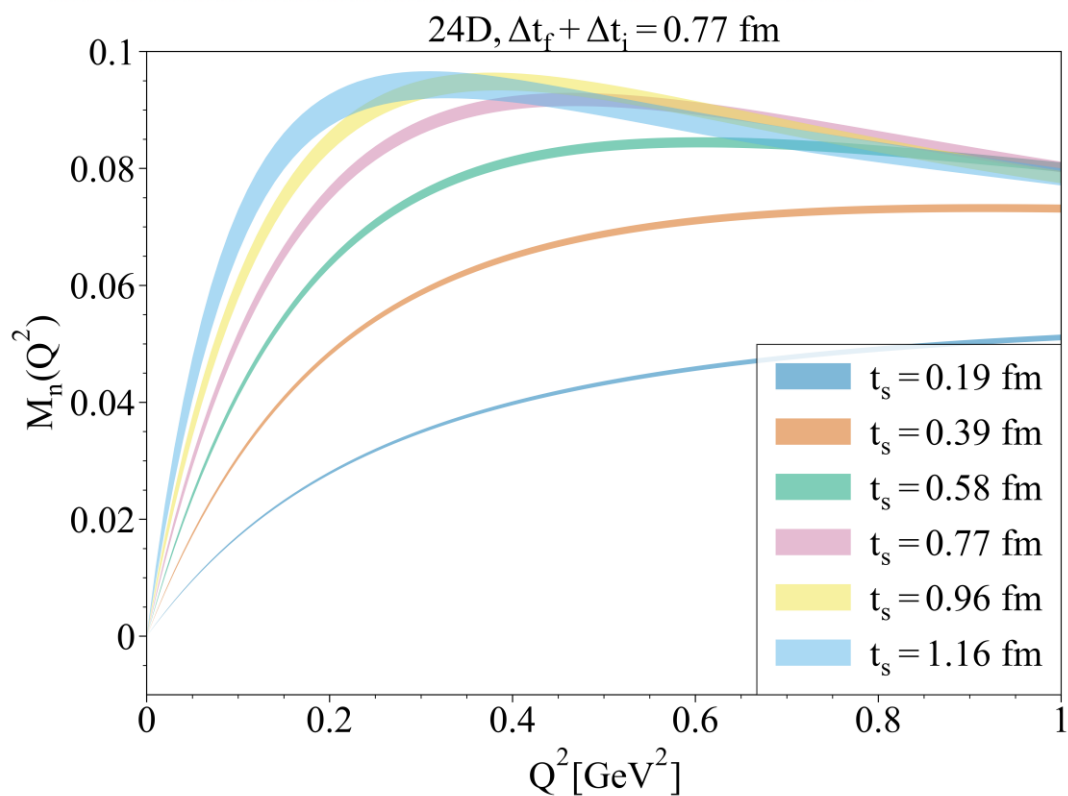
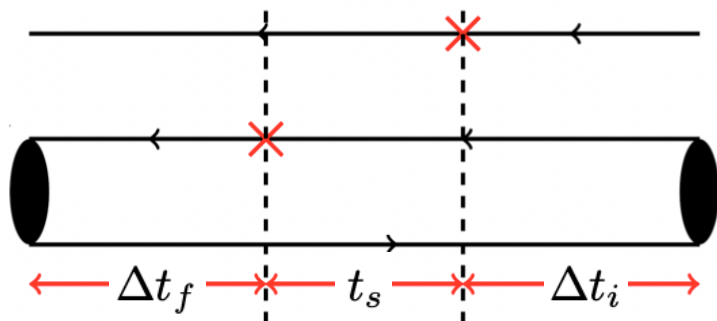
$$\int dt H(t) e^{-(E_X - m)t}$$

Temporal integral converge very slowly!

# Numerical results

- Ensemble information

Ensemble	$m_\pi$ [MeV]	$L$	$T$	$a^{-1}$ [GeV]	$N_{\text{conf}}$
24D	142.6(3)	24	64	1.023(2)	207
32D-fine	143.6(9)	32	64	1.378(5)	69



$t_s = 1.16$  fm,  $\Delta t_i + \Delta t_f + t_s = 1.93$  fm

Is time separation sufficiently large?

# Examine the ground-state dominance

- Infinite-volume reconstruction method:

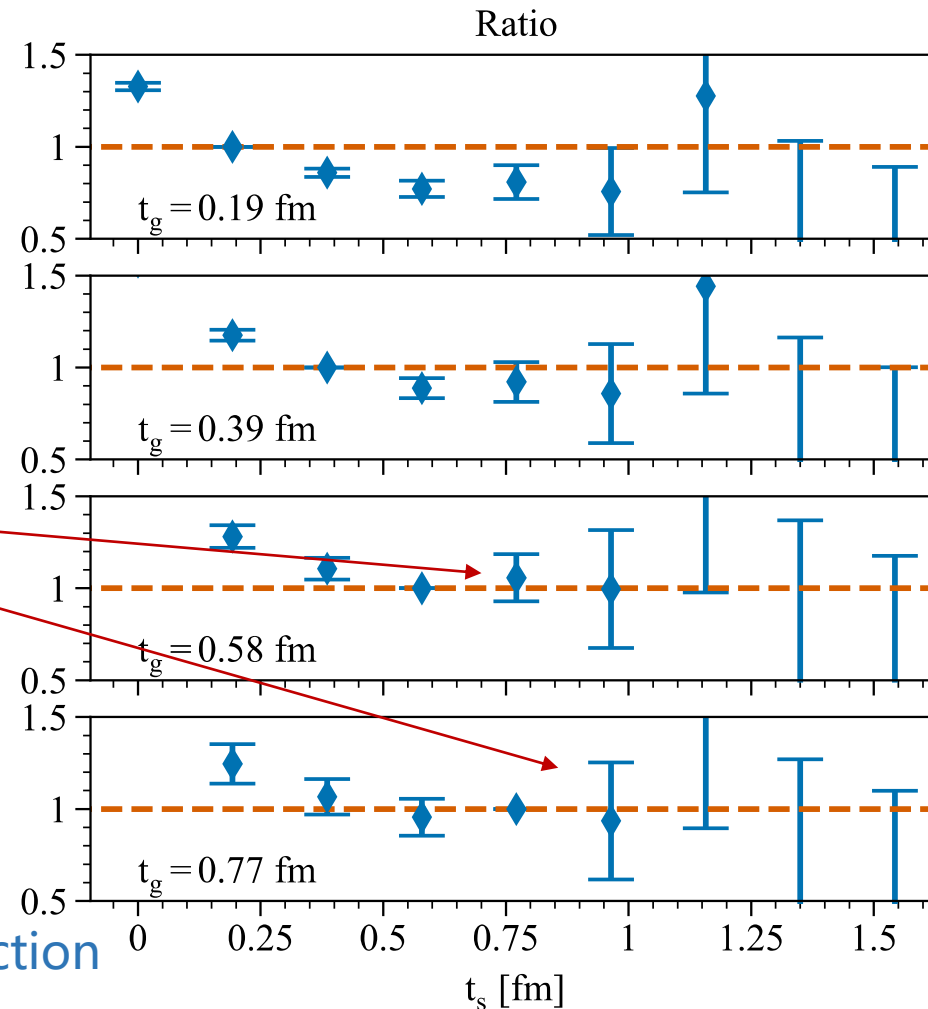
[XF, L. Jin, PRD100 (2019) 094509]

Use  $\mathcal{H}_{\mu\nu}(\vec{x}, t = t_g)$  to reconstruct the ground state contribution  $\mathcal{H}_{\mu\nu}^{GS}(\vec{x}, t)$

- Construct a ratio to examine the ground-state dominance

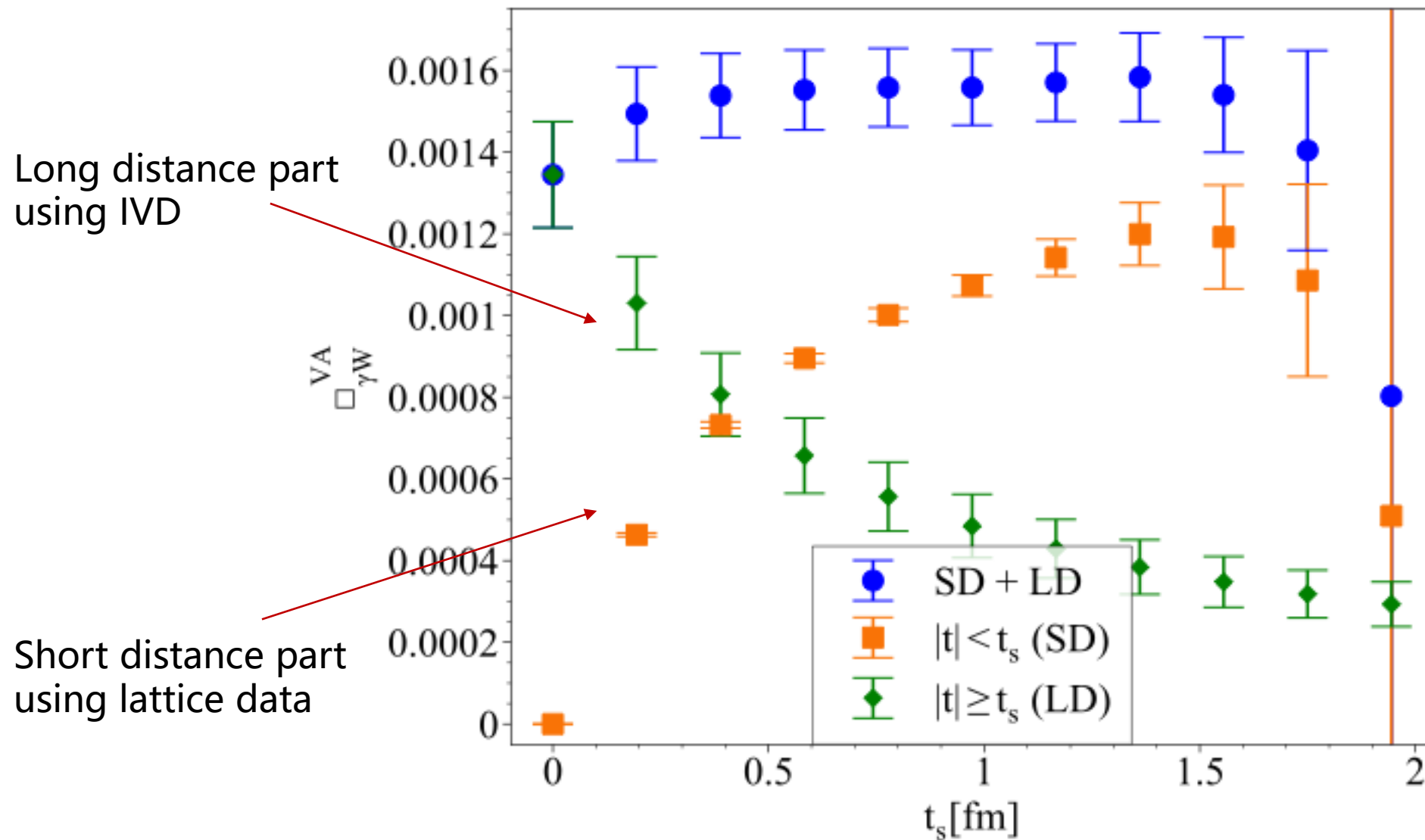
$$R(t) = \frac{\text{Lattice data}}{\text{GS contribution from IVR}}$$

Within statistical uncertainty,  
reconstruction works well

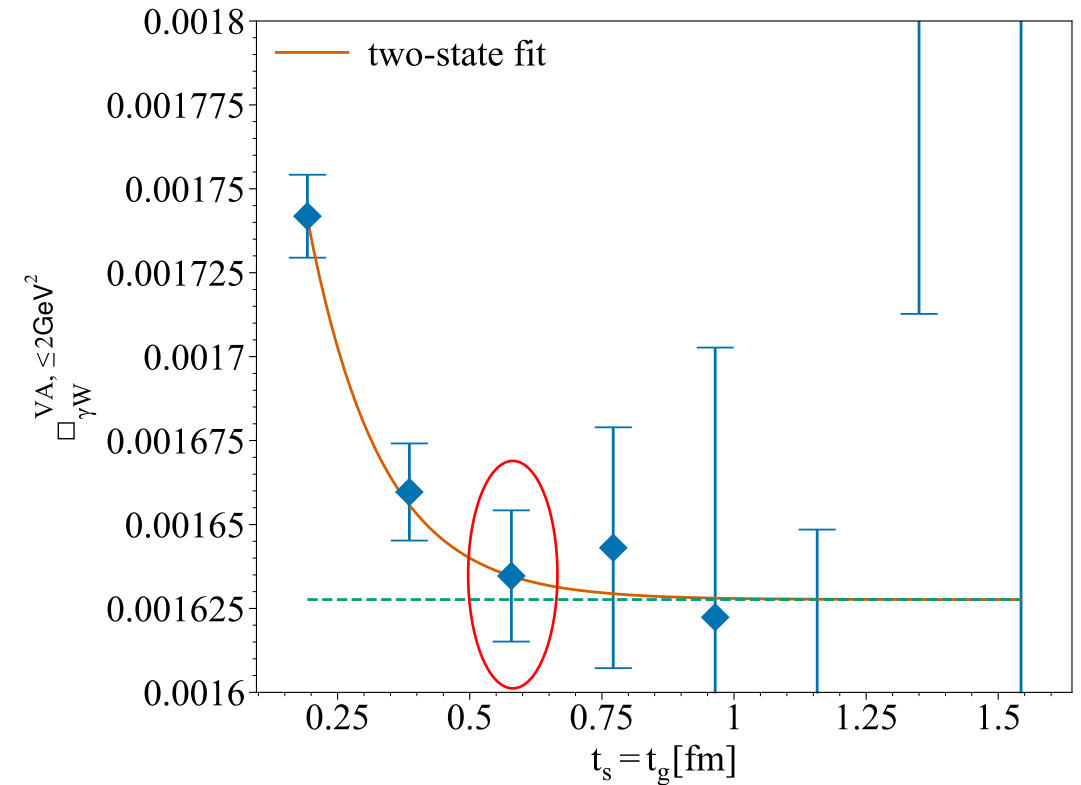
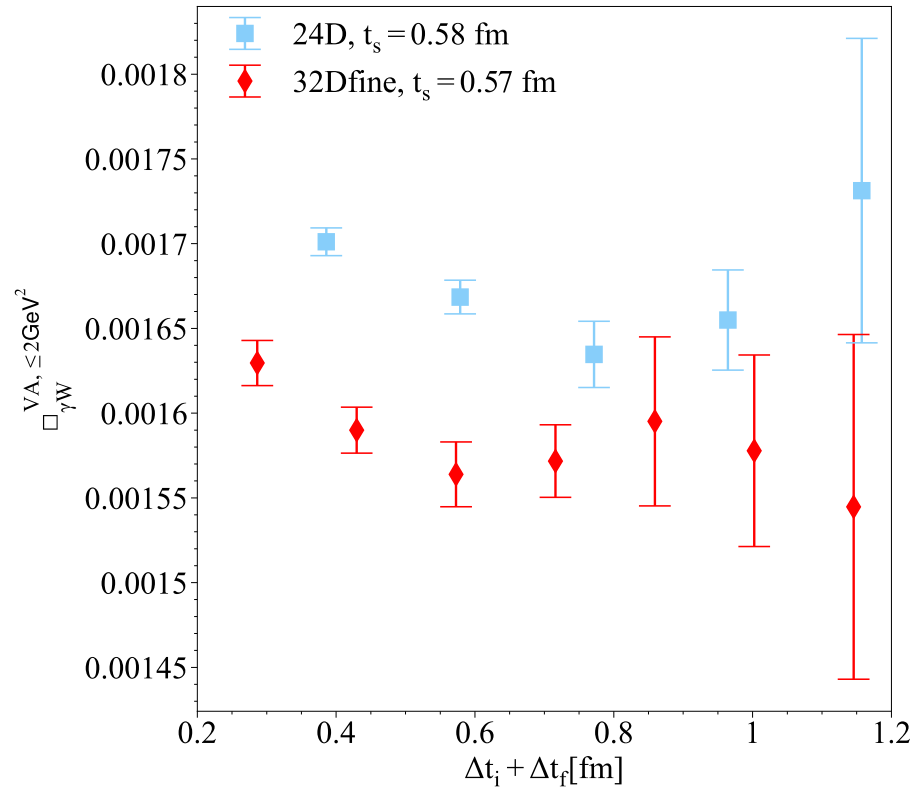
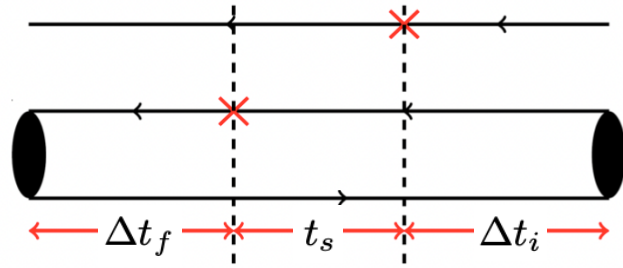


Confirm  $t_g = 0.6$  fm is a safe choice for reconstruction

# Results from IVR

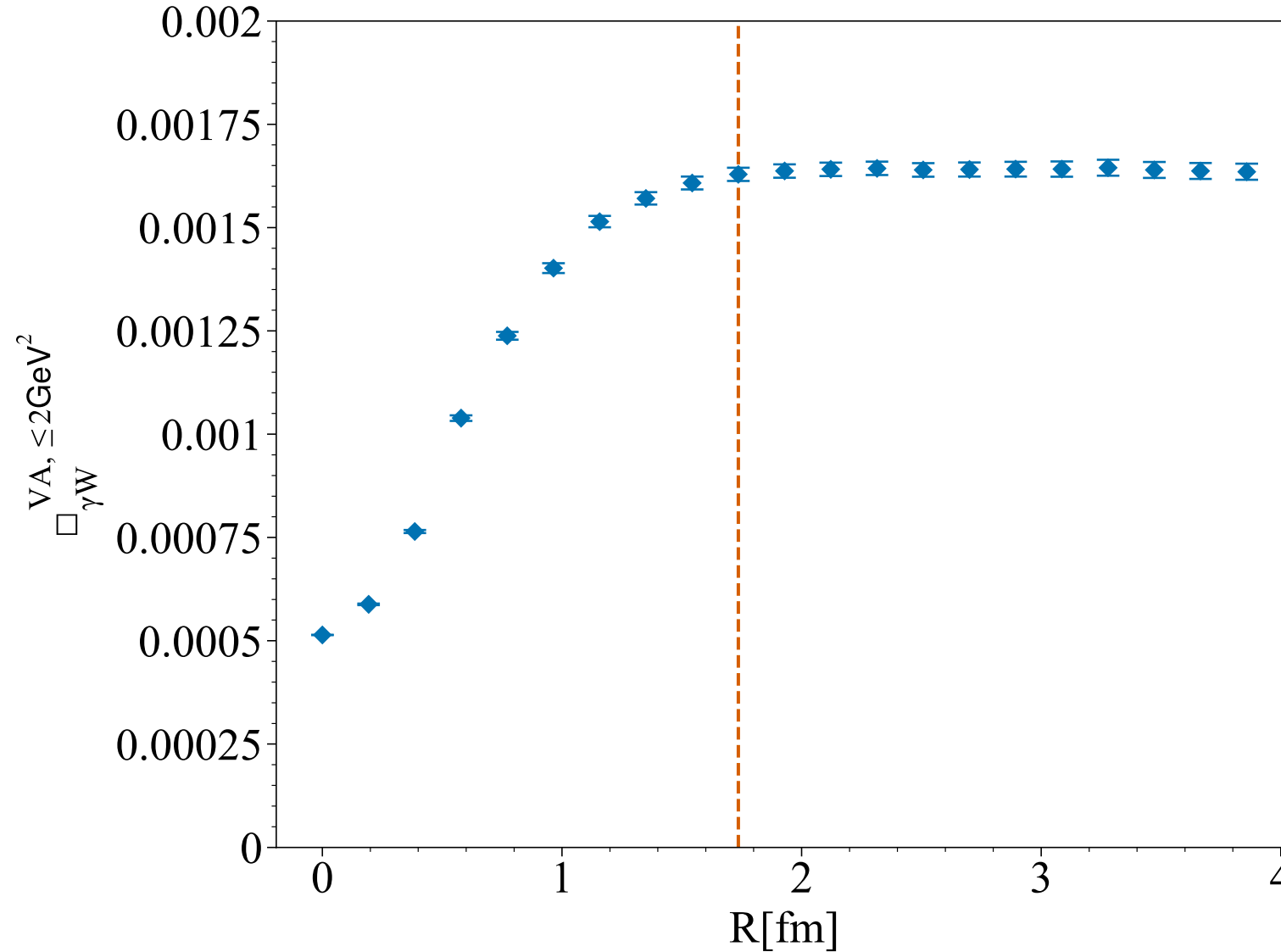


# Examine excited-state contamination



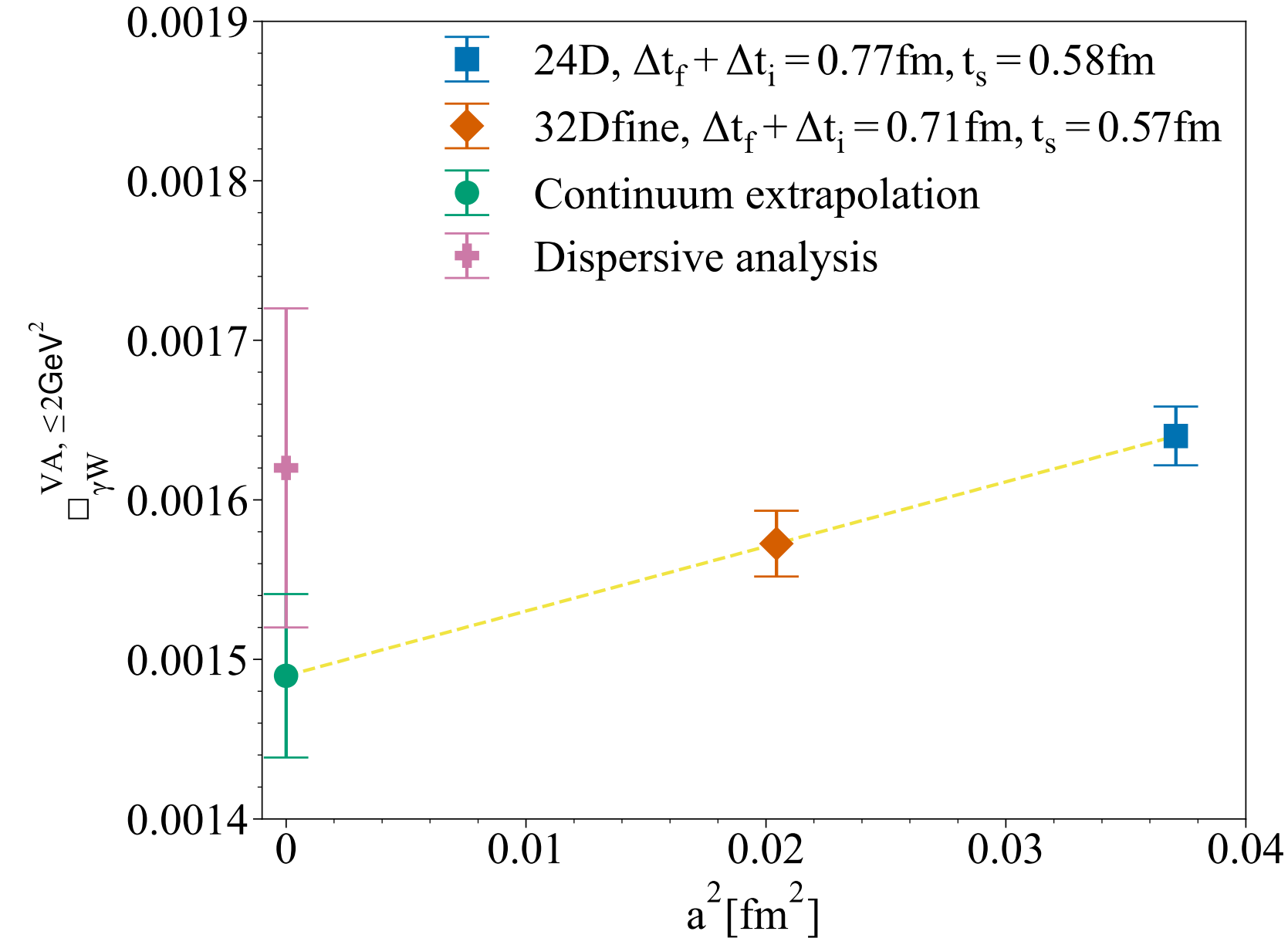
- Nucleon excited-state contamination is very strong for axial-vector current,  $A_\mu \rightarrow \pi$
- Axial  $\gamma W$  is essentially a  $V_0$  transition. Excited-state contamination is not that significant

# Examine finite-volume effects



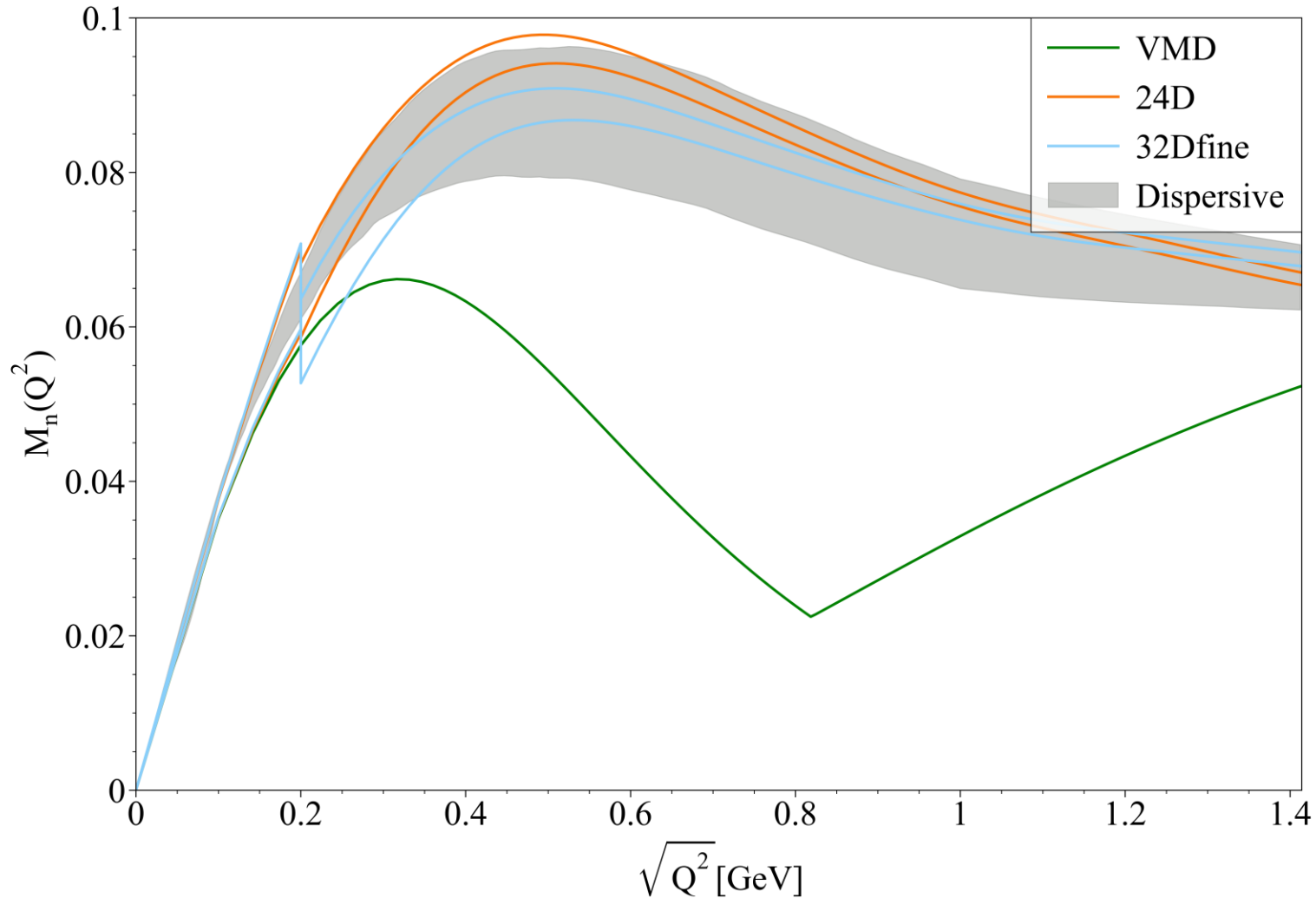
- Good convergence in the spatial integral when using substitution method
- Better to estimate FV effects using more ensembles and multiple volumes

# Continuum extrapolation



Currently only use 2 lattice spacings,  
more ensembles with finer lattice  
spacing shall be beneficial!

# Comparison with dispersive analysis



P. Ma, XF, M. Gorchtein, L. Jin, C. Seng, Z. Zhang, PRL132 (2024) 191901

Using lattice input, deviation from CKM unitarity:  $2.1 \sigma \rightarrow 1.8 \sigma$



# Conclusion

- Test of first-row CKM unitarity
  - $|V_{ud}|$  Theory: EWR, Nuclear structure
  - $f_+(0)$ : More lattice calculations for average
- Inclusion of electromagnetic effects in the precision era
  - An interesting frontier
  - Beta decay or other processes → More studies + new method
- $\gamma W$  box diagrams
  - More studies with different discretization and more ensembles to control systematic effects

# Low- $Q^2$ behavior of the hadronic function

$$\square_{\gamma W}^{VA} = \frac{3\alpha_e}{2\pi} \int \frac{dQ^2}{Q^2} \frac{m_W^2}{m_W^2 + Q^2} M_n(Q^2) \quad \text{with} \quad M_n^{\text{LD}}(Q^2, t_s, t_g) = -\frac{1}{6} \frac{\sqrt{Q^2}}{m_N} \int d^3\vec{x} \tilde{\omega}(t_s, t_g, \vec{x}) \bar{H}(t_g, \vec{x}),$$

- Due to  $1/Q^2$  factor,  $\square_{\gamma W}^{VA}$  encounters a notably increased noise at small  $Q^2$
- For ground-state dominance at large  $t_g$ , we have

$$\int d^3\vec{x} \bar{H}(t_g, \vec{x}) = -3\dot{g}_A(\dot{\mu}_p + \dot{\mu}_n) \quad \text{with} \quad \begin{aligned} \bar{H}(t, \vec{x}) &= [H(t, \vec{x}) + H(-t, \vec{x})]/2 \\ H(t, \vec{x}) &= \epsilon_{\mu\nu\alpha 0} x_\alpha \mathcal{H}_{\mu\nu}^{VA}(t, \vec{x}) \\ \mathcal{H}_{\mu\nu}^{VA}(t, \vec{x}) &\equiv \langle H_f | T [J_\mu^{em}(t, \vec{x}) J_\nu^{W,A}(0)] | H_i \rangle \end{aligned}$$

	24D	32Dfine	Cont.	PDG
$-3g_A(\mu_p + \mu_n)$	-3.31(49)	-3.02(53)	-2.65(1.31)	-3.366(3)

- Make substitution

$$\begin{aligned} M_n^{\text{LD}} &= -\frac{1}{6} \frac{\sqrt{Q^2}}{m_N} \int d^3\vec{x} [\tilde{\omega}(t_s, \vec{x}) - \tilde{\omega}_0] \bar{H}(t_g, \vec{x}) \\ &+ \frac{1}{2} \frac{\sqrt{Q^2}}{m_N} \tilde{\omega}_0 g_A(\mu_p + \mu_n). \end{aligned}$$

Help to reduce uncertainties  
But introduce additional experimental inputs